

# ASSESSMENT DAY

---

Mary Karl College of Workforce and Continuing Education  
School of Workforce Careers  
April 8, 2020

Strengths

Challenges

Recommendations

# Academic Assessment

	LEVEL	FOCUS	CONDUCTED BY	FREQUENCY
<b>Academic Success Committee</b>	Program	<ul style="list-style-type: none"> <li>Quality of assessment practices</li> </ul>	Committee of peers	Years 1 & 2
<b>Instructional Program Review</b>	Program / Cluster	<ul style="list-style-type: none"> <li>Enrollment, retention, completion</li> <li>Industry certifications and job placement</li> <li>Program budget and staffing</li> <li>Advisory committees</li> <li>Curriculum changes</li> </ul>	Committee of peers	Year 3
<b>Assessment Day</b>	Course/ Program	<ul style="list-style-type: none"> <li>Enrollment by demographics</li> <li>Graduation and retention</li> <li>Average class size</li> <li>Course success rate</li> <li>Placement rate</li> <li>SLOs, PLOs and ILOs</li> </ul>	Program Chair and Faculty	Years 1, 2, 3

# Programs

[1054 - Air Conditioning, Refrigeration and Heating Mechanic](#)

[1011 - Air Conditioning, Refrigeration, and Heating Technology](#)

[1211 - Automotive Collision Repair and Refinishing](#)

[1201 - Automotive Service Technology](#)

[1209 - Building Trades and Construction Design Technology](#)

[1202 - Machining](#)

[1033 - Welding Technology - Applied](#)

# Last Assessment Day Action Items

## **Assessment Meeting: 4/30/2019**

- Research ways to utilize the waitlist;
- Make student orientation mandatory;
- Add topic of “How to be a student” to the orientation;
- Seek Math tutoring from ASC (Math workshop)

## For IE/IR:

- Contact Records regarding how and when waitlisted students are contacted;
- Move PMT0290 from Welding to Machining;
- Check 1201 AER courses in summer (should be none);
- Check Building courses in the spring (should be) 80-81-82-84;
- Automotive summer should not be included for graduation rate;
- Query from Records to track students' progress

## 1054 – Air Conditioning, Refrigeration and Heating Mechanic Program Learning Outcomes

Graduates of the program will be able to:

**PO1**: Demonstrate the ability to safely follow rules and regulations to industry standards.

**PO2**: Use appropriate tools, equipment, material and electrical products used in the industry.

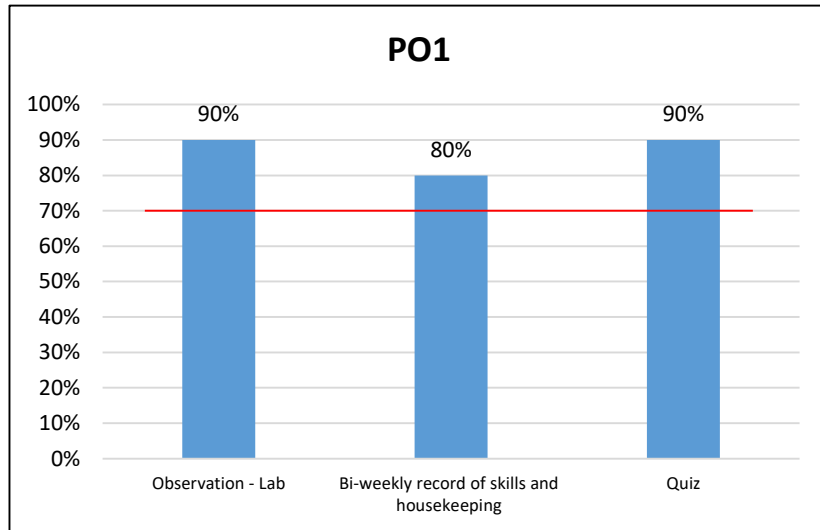
**PO3**: Demonstrate knowledge in all aspects of the industry including but not limited to theory, application, and troubleshooting.

**PO4**: Demonstrate the skills required to work in the residential and commercial markets.

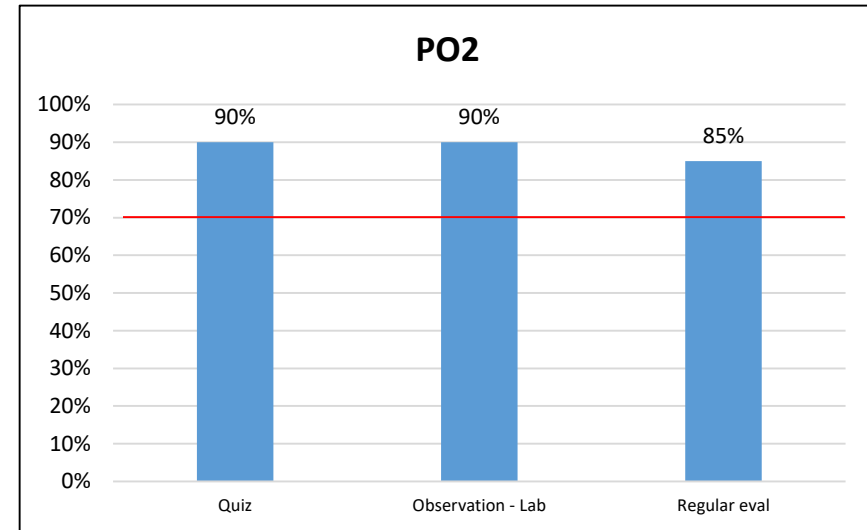
**PO5**: Demonstrate the process required to install and maintain a residential HVAC project.

# Assessment Data 2018-2019

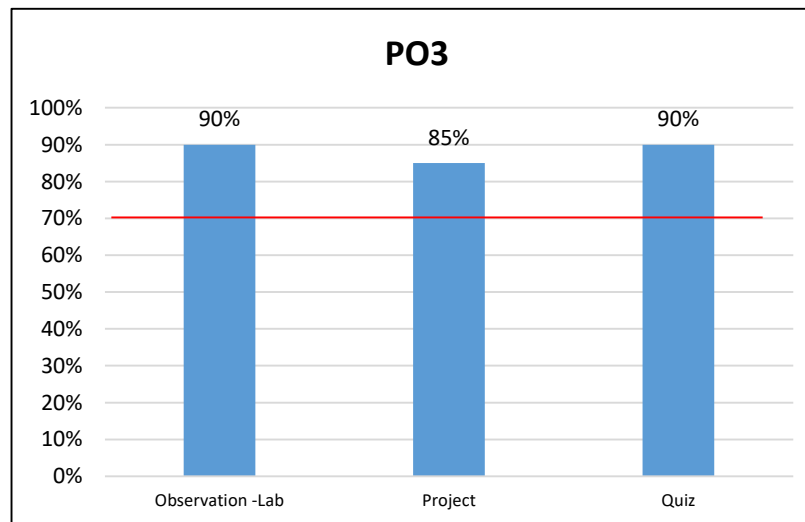
## 1054 – Air Conditioning, Refrigeration and Heating Mechanic



PO1: Demonstrate the ability to safely follow rules and regulations to industry standards. *Target: 70% of students will achieve a competency level of 80% or higher.*



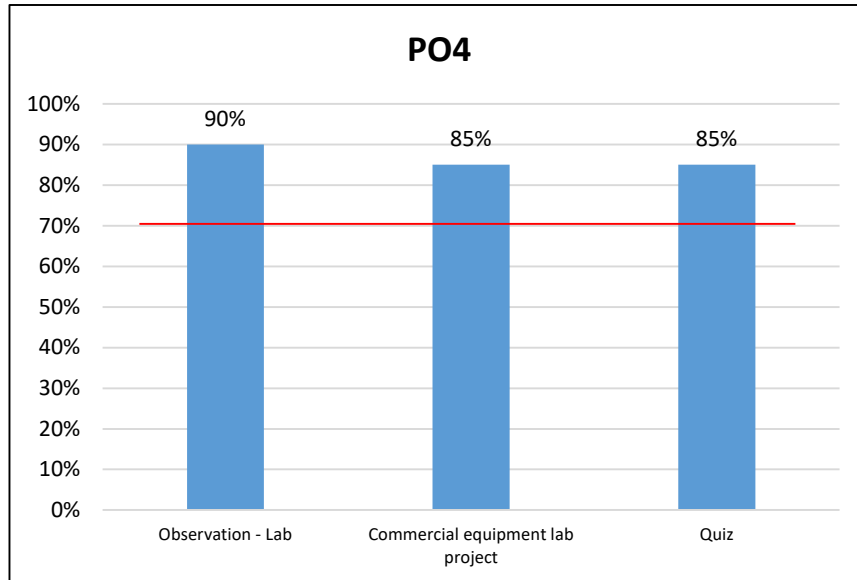
PO2: Use appropriate tools, equipment, material and electrical products used in the industry. *Target: 70% of students will achieve a competency level of 80% or higher.*



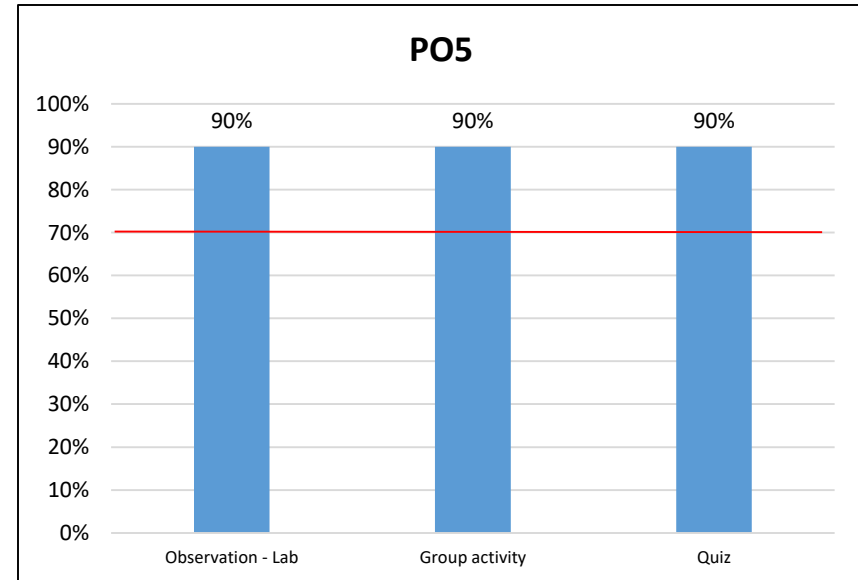
PO3: Demonstrate knowledge in all aspects of the industry including but not limited to theory, application, and troubleshooting. *Target: 70% of students will achieve a competency level of 80% or higher.*

## Assessment Data 2018-2019

### 1054 – Air Conditioning, Refrigeration and Heating Mechanic



PO4: Demonstrate the skills required to work in the residential and commercial markets. *Target: 70% of students will achieve a competency level of 80% or higher.*



PO5: Demonstrate the process required to install and maintain a residential HVAC project. *Target: 70% of students will achieve a competency level of 80% or higher.*



## **1011 - Air Conditioning, Refrigeration, and Heating Tech. Program Learning Outcomes**

Graduates of the program will be able to:

**PO1**: Demonstrate the ability to direct safety rules and regulations to industry standards.

**PO2**: Use advanced tools, equipment, material and electrical products required in the industry.

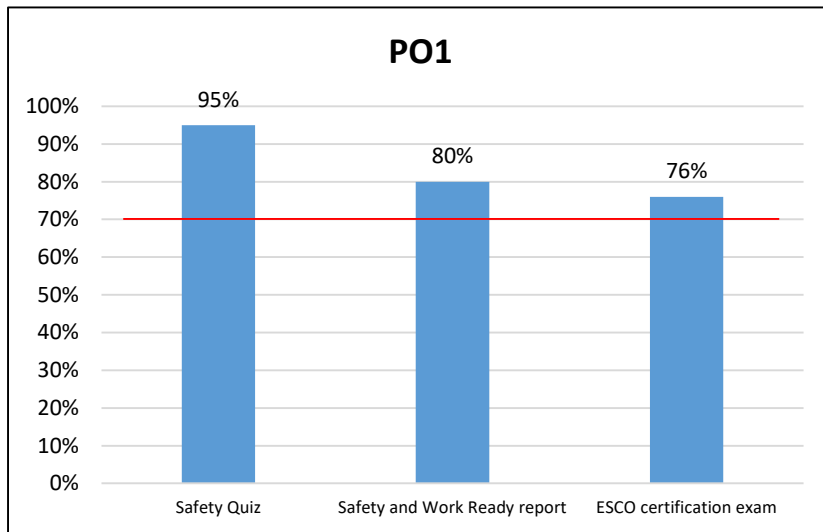
**PO3**: Demonstrate proficiency in all aspects of the industry including but not limited to theory, application, and troubleshooting.

**PO4**: Demonstrate the skills required in the residential and commercial and markets.

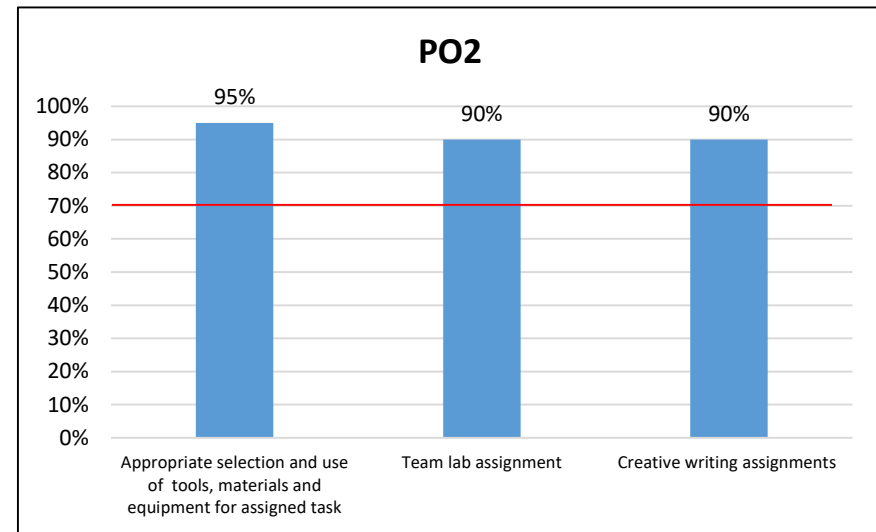
**PO5**: Demonstrate the process required to install, maintain and service a residential or commercial HVAC project.

# Assessment Data 2018-2019

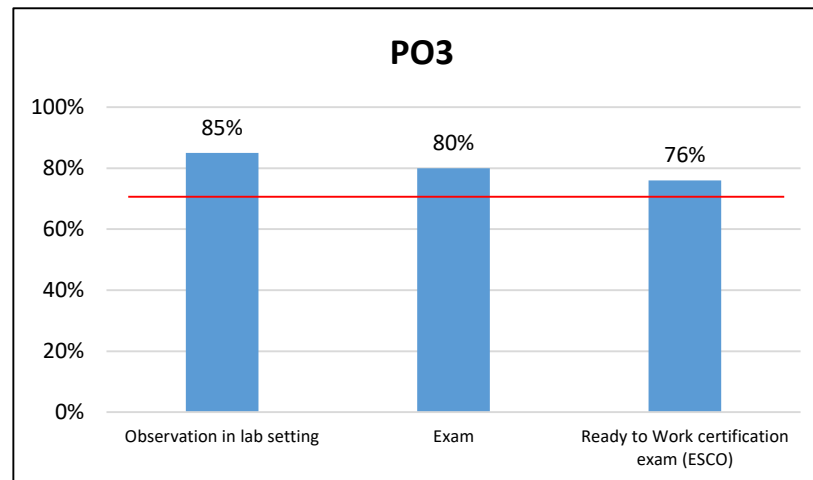
## 1011 - Air Conditioning, Refrigeration, and Heating Tech.



PO1: Demonstrate the ability to direct safety rules and regulations to industry standards. *Target: 70% percent of students will achieve 80% higher on the assessments*



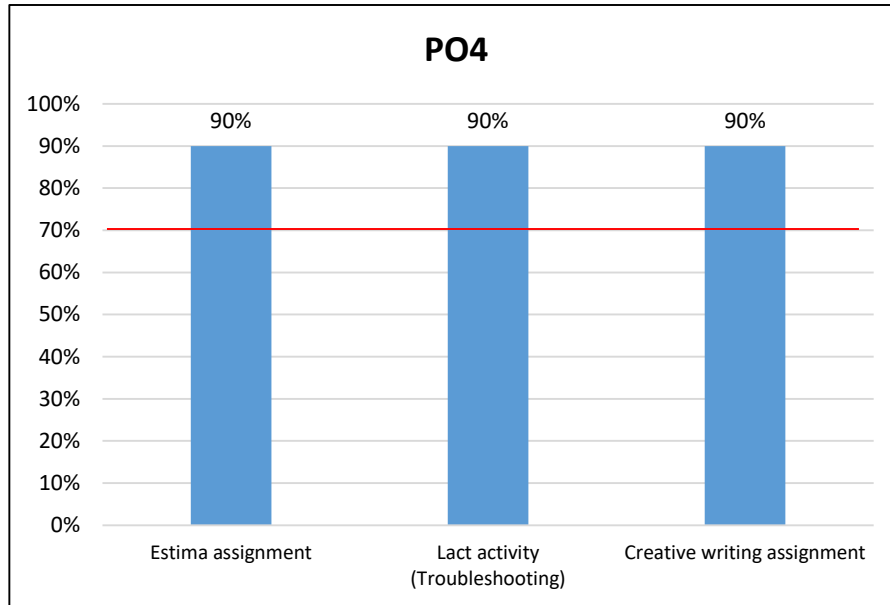
PO2: Use advanced tools, equipment, material and electrical products required in the industry. *Target: 70% percent of students will achieve 80% higher on the assessments*



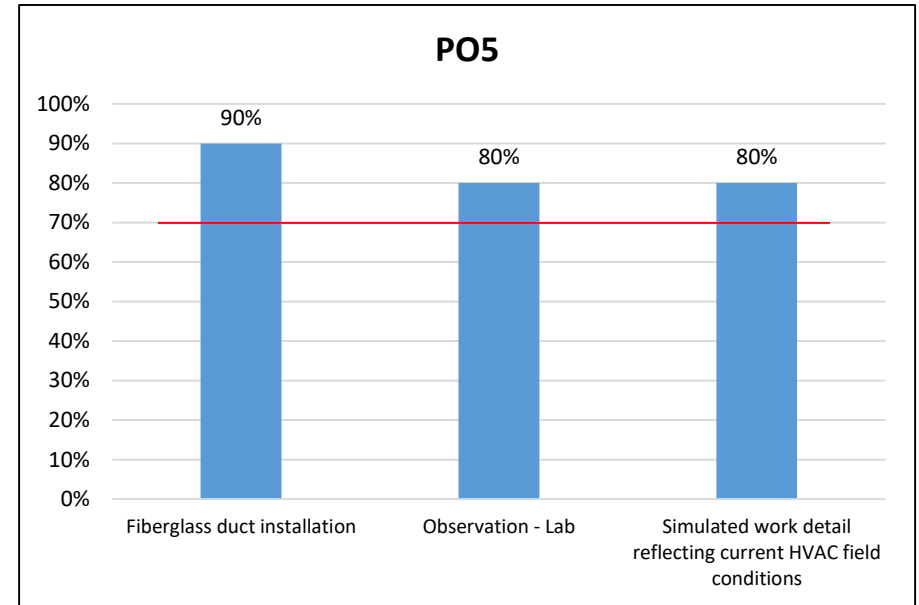
PO3: Demonstrate proficiency in all aspects of the industry including but not limited to theory, application, and troubleshooting. *Target: 70% of students will achieve 80% or higher in all assessment measures.*

## Assessment Data 2018-2019

### 1011 - Air Conditioning, Refrigeration, and Heating Tech.



PO4: Demonstrate the skills required in the residential and commercial and markets. *Target: 70% of students will achieve 80% or higher in all assessment measures.*



PO5: Demonstrate the process required to install, maintain and service a residential or commercial HVAC project. *Target: 70% of the students achieving 70% or higher in all assessment measures*

## 1211 - Automotive Collision Repair and Refinishing Program Learning Outcomes

Graduates of the program will be able to:

**PO1**: Demonstrate knowledge and ability to safely follow rules and regulations to I-CAR standards.

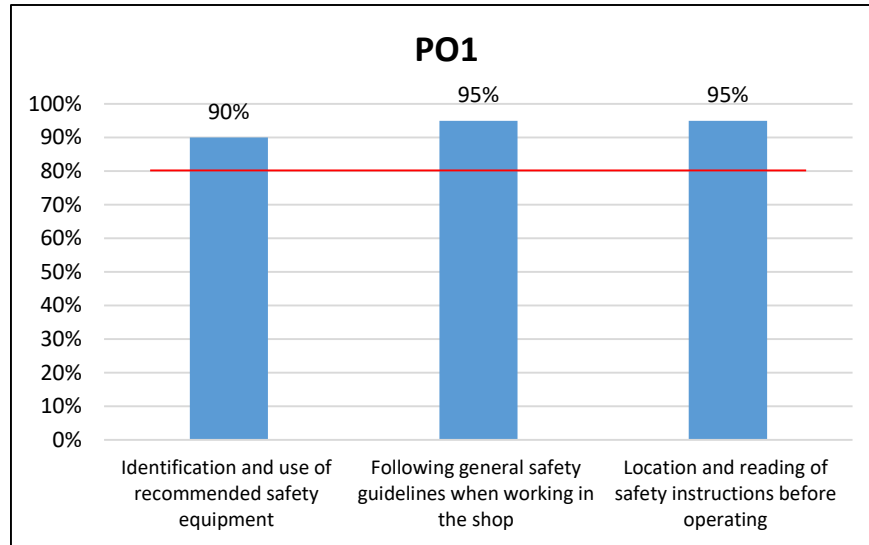
**PO2**: Identify and use different tools, equipment, material and computerized products used in the industry.

**PO3**: Demonstrate proficiency in all aspects of the industry including but not limited to theory, application, troubleshooting and safety.

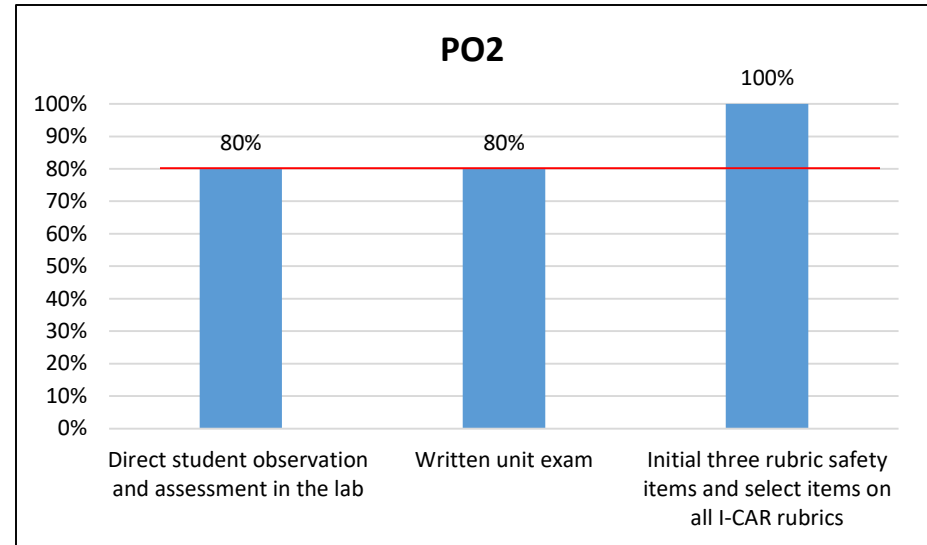
**PO4**: Demonstrate knowledge and skills of all aspects of collision repair and refinishing.

## Assessment Data 2018-2019

### 1211 - Automotive Collision Repair and Refinishing



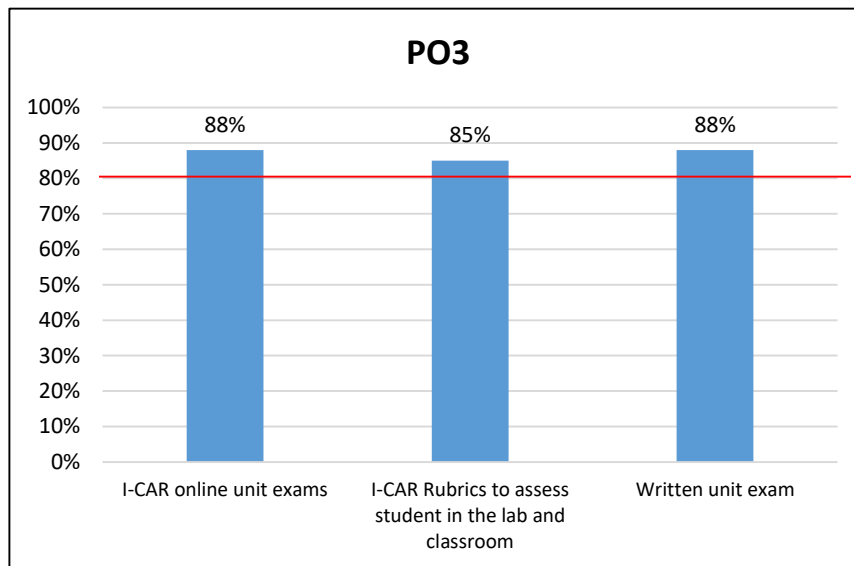
PO1: Demonstrate knowledge and ability to safely follow rules and regulations to I-CAR standards. *Target: 80 % of the students achieved an 80% or better on the I-CAR safety rules and regulations rubric*



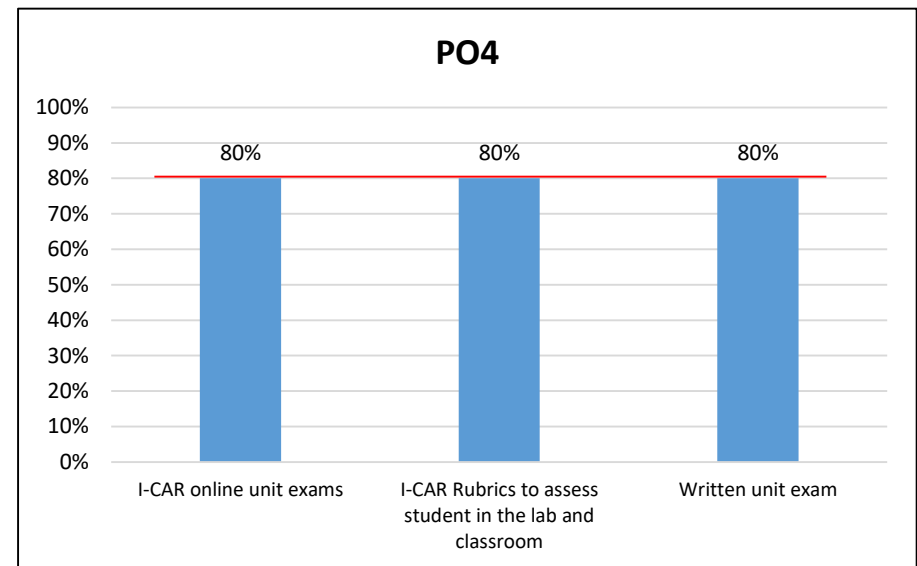
PO2: Identify and use different tools, equipment, material and computerized products used in the industry. *Target: 80% of the students achieved a 80% or better on I-CAR equipment tools and material rubric.*

## Assessment Data 2018-2019

### 1211 - Automotive Collision Repair and Refinishing



PO3: Demonstrate proficiency in all aspects of the industry including but not limited to theory, application, troubleshooting and safety. *Target: 80% of the students achieved an 80% or better on several I-CAR theory, application, troubleshooting and safety rubrics.*



PO4: Demonstrate knowledge and skills of all aspects of collision repair and refinishing. *Target: 80% of the students achieved an 80% or better on commercial and industrial I-CAR rubrics.*

## 1201 - Automotive Service Technology Program Learning Outcomes

Graduates of the program will be able to:

**PO1:** Demonstrate appropriate employability skills.

**PO2:** Safely perform industry light line service procedures as prescribed by Natef.

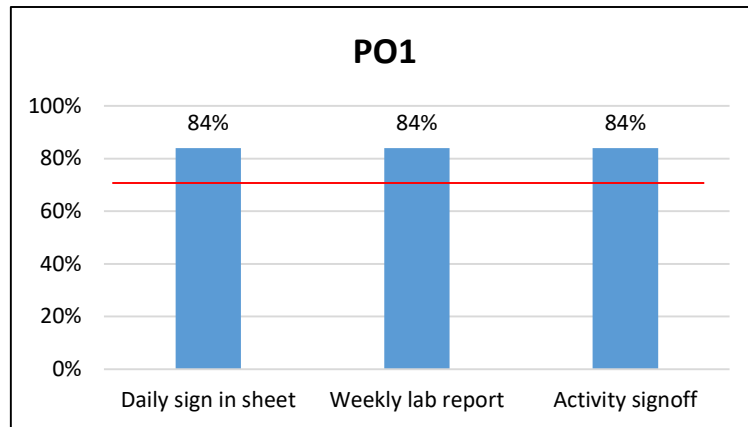
**PO3:** Diagnose automotive systems.

**PO4:** Service automotive systems.

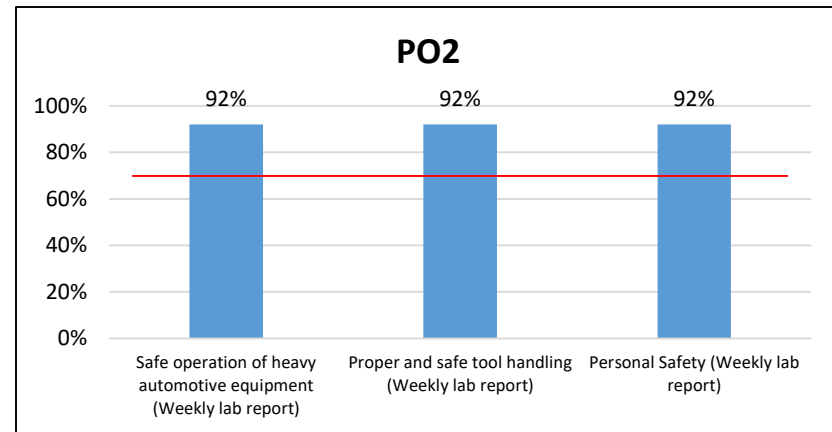
**PO5:** Repair automotive systems.

## Assessment Data 2018-2019

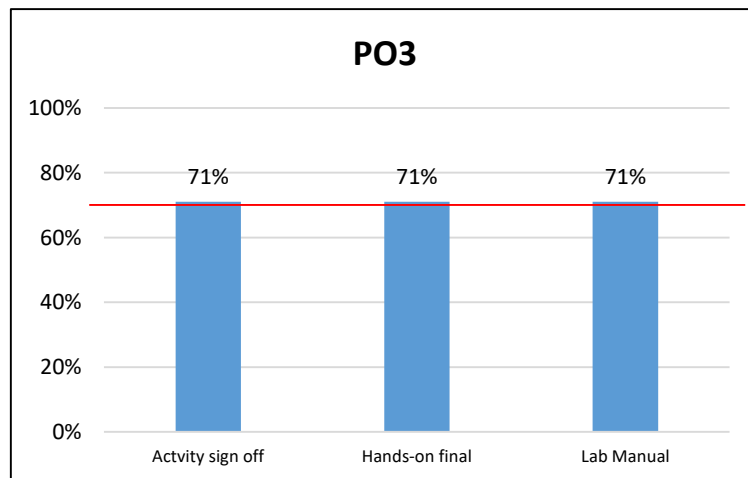
### 1201 - Automotive Service Technology



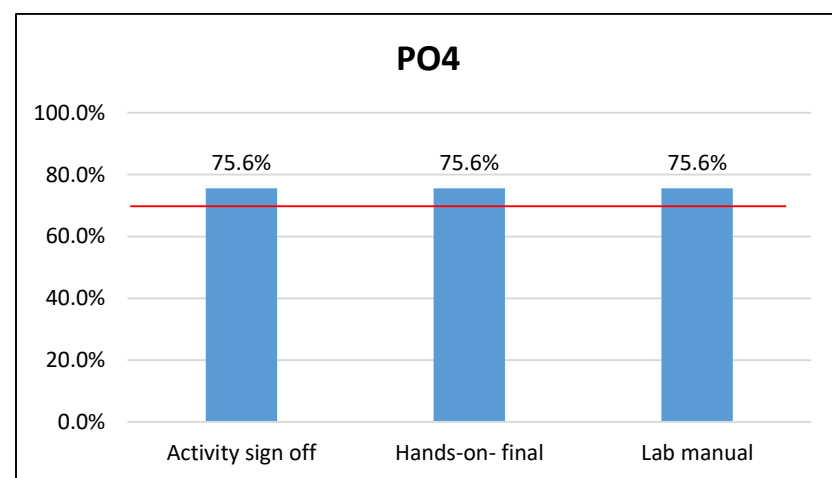
PO1: Demonstrate appropriate employability skills. *Target: 70% of the students must successfully complete all of the assessment measures.*



PO2: Safely perform industry light line service procedures as prescribed by Natef. *Target: 70% of the students must successfully complete all of the assessment measures.*



PO3: Diagnose automotive systems. *Target: 70% of the students must successfully complete all of the assessment measures.*

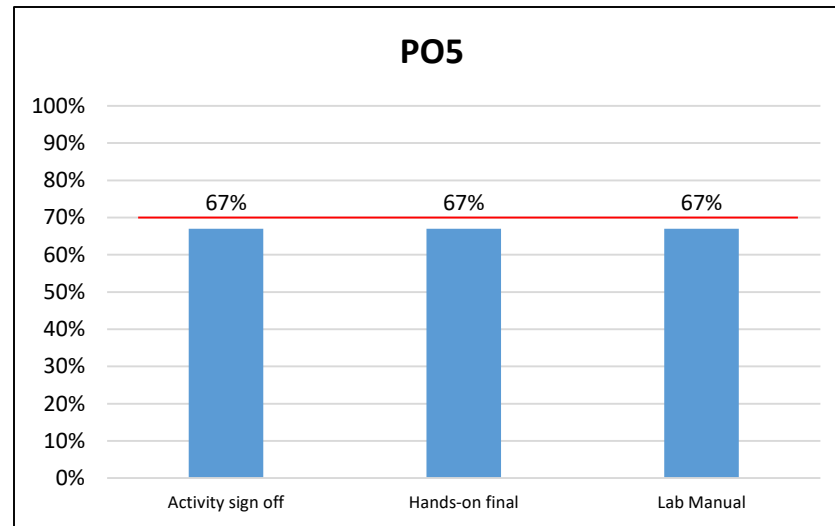


PO4: Service automotive systems. *Target: 70% of the students must successfully complete all of the assessment measures.*



## Assessment Data 2018-2019

### 1201 - Automotive Service Technology



PO5: Repair automotive systems. *Target: 70% of the students must successfully complete all of the assessment measures.*

## 1202 – Machining Program Learning Outcomes

Graduates of the program will be able to:

**PO1**: Demonstrate knowledge and ability to safely follow rules and regulations to machining standards.

**PO2**: Utilize appropriate machine tooling, equipment, materials and electrical products common place in the industry.

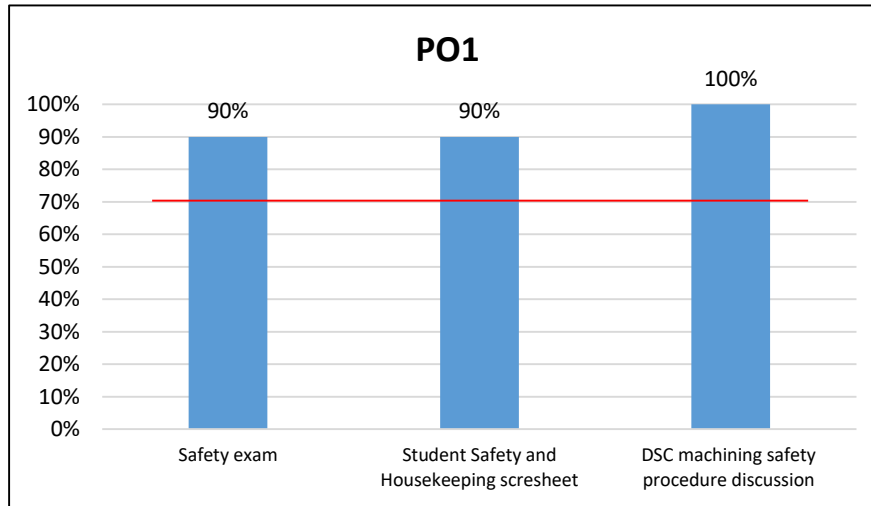
**PO3**: Demonstrate proficiency in all aspects of the industry including but not limited to theory, application, and troubleshooting.

**PO4**: Demonstrate the required steps to successfully complete projects.

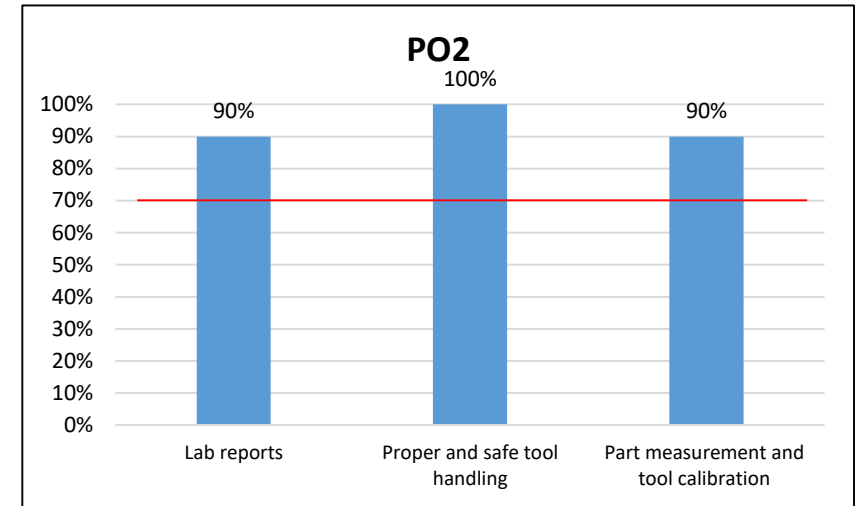
**PO5**: Demonstrate the skills needed in the commercial and industrial markets.

# Assessment Data 2018-2019

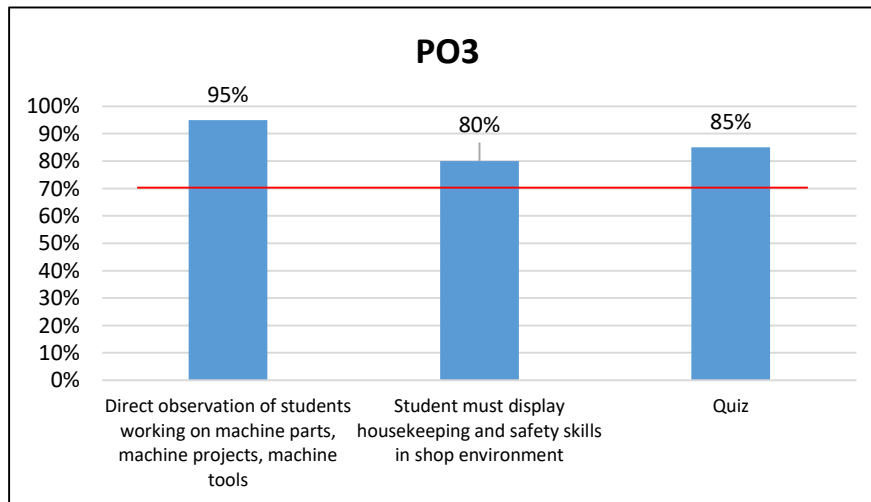
## 1202 - Machining



PO1: Demonstrate knowledge and ability to safely follow rules and regulations to machining standards. *Target: 70% of students must score 80% or higher on all assessment measures*

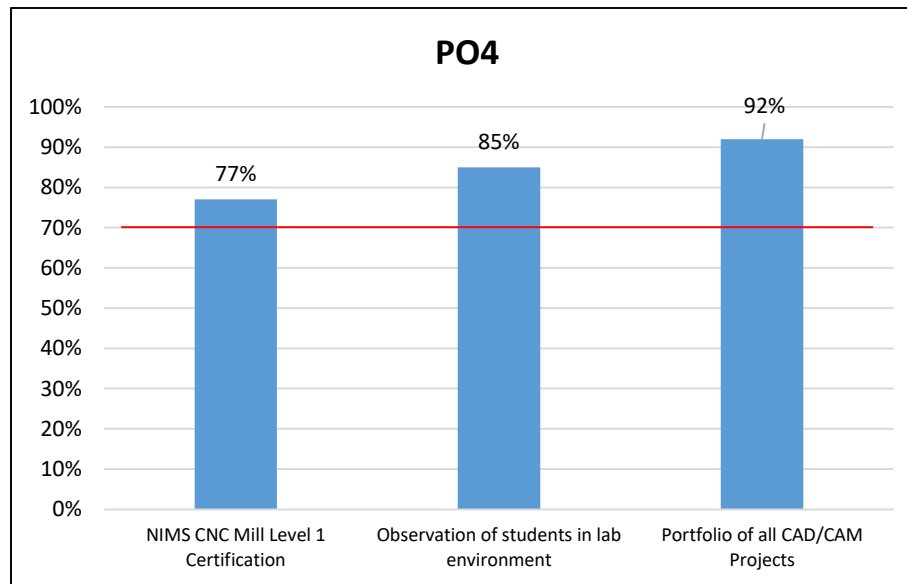


PO2: Utilize appropriate machine tooling, equipment, materials and electrical products common place in the industry. *Target: 70% of the students achieving 80% or higher in all assessment measures*

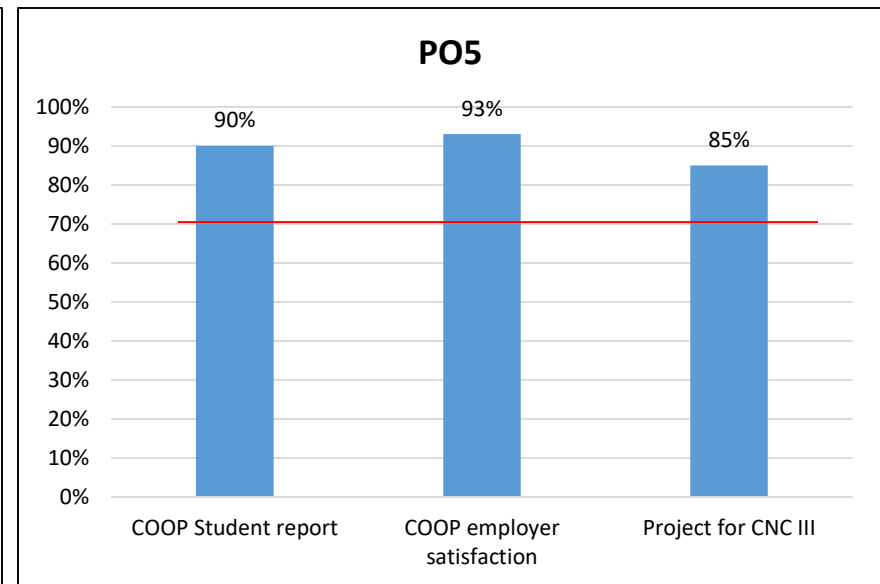


PO3: Demonstrate proficiency in all aspects of the industry including but not limited to theory, application, and troubleshooting. *Target: 70% of the students achieving 80% or higher in all assessment measures*

## Assessment Data 2018-2019 1202 - Machining



PO4: Demonstrate the required steps to successfully complete projects.  
*Target: 70% of students achieving 80% or higher in all assessment measures*



PO5: Demonstrate the ability to plan and initiate projects in the machining field of work. *Target: 70% of students achieving 80% or higher in all assessment measures*

## 1033 - Welding Technology - Applied Program Learning Outcomes

Graduates of the program will be able to:

**PO1**: Demonstrate knowledge and ability to safely follow rules and regulations to welding certification standards.

**PO2**: Use appropriate tools, equipment, material, and electrical products found in industry.

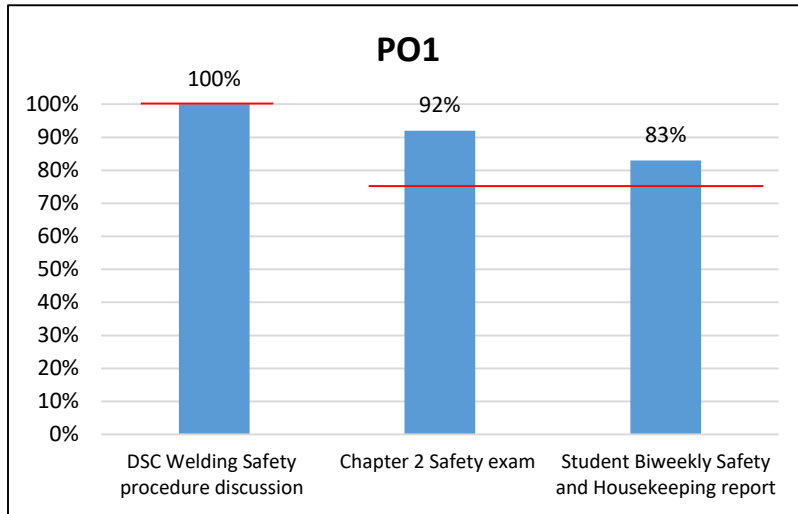
**PO3**: Demonstrate proficiency in all aspects of the industry including but not limited to theory, application, and troubleshooting.

**PO4**: Demonstrate the skills needed in the commercial and industrial markets.

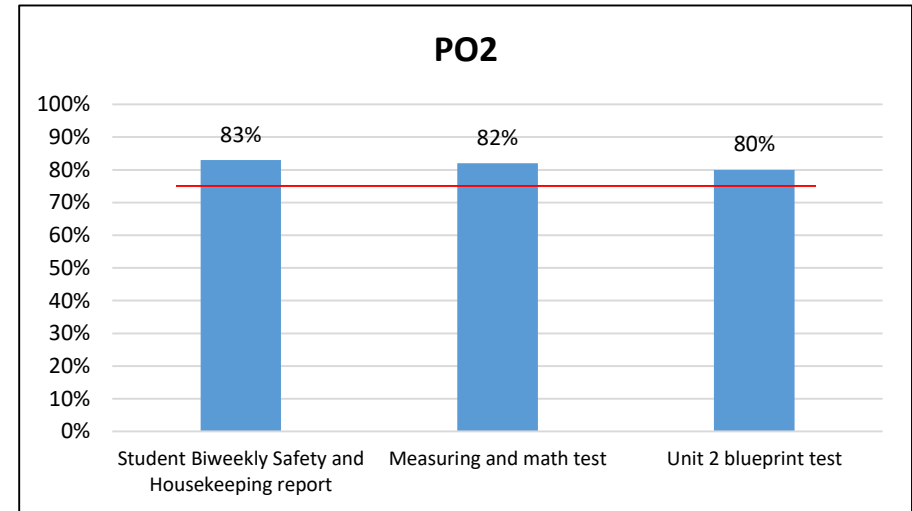
**PO5**: Demonstrate the steps needed to initiate and complete a blueprint project.

# Assessment Data 2018-2019

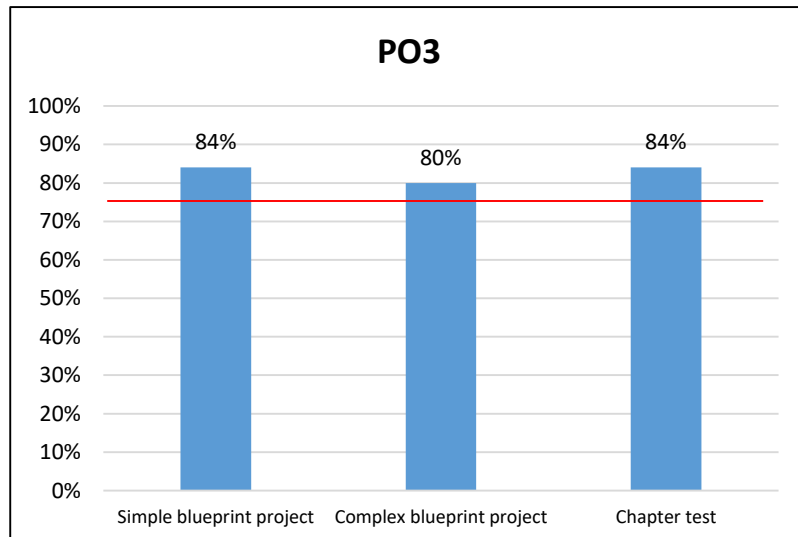
## 1033 - Welding Technology - Applied



PO1: Demonstrate the ability to safely follow rules and regulations to welding certification standards. *Target: 100% students discussing and signing the DSC Welding Safety procedure. 75% of students achieving 80% or higher in the Safety exams and Student Biweekly Safety and Housekeeping report*



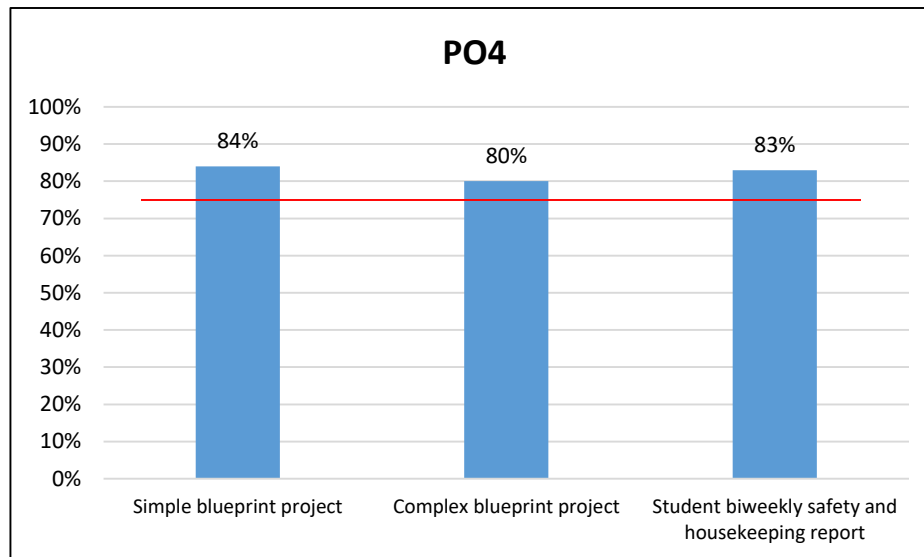
PO2: Use appropriate tools, equipment, material, and electrical products found in industry. *Target: 75% of students achieving 80% or higher in all assessment measures.*



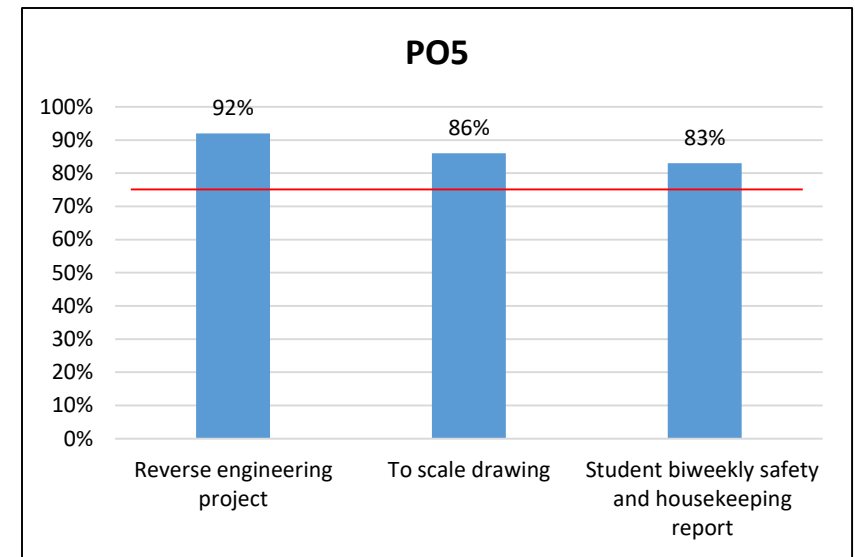
PO3: Demonstrate proficiency in all aspects of the industry including but not limited to theory, application, and troubleshooting. *Target: 75% of students achieving 80% or higher in all assessment measures.*

## Assessment Data 2018-2019

### 1033 - Welding Technology - Applied



PO4: Demonstrate the skills needed in the commercial and industrial markets. *Target: 75% of students achieving 80% or higher in all assessment measures*



PO5: Demonstrate the steps needed to initiate and complete a blueprint project. *Target: 75% of students achieving 80% or higher in all assessment measures*

## 1209 – Building Trades and Construction Design Tech. Program Learning Outcomes

Graduates of the program will be able to:

**PO1**: Demonstrate an understanding of the construction industry and related occupations including but not limited to OSHA safety practices, selection and use of basic hand and power tools, and understanding of construction related documents.

**PO2**: Identify/Apply rough and finish carpentry, masonry, electrical, plumbing and air conditioning skills.

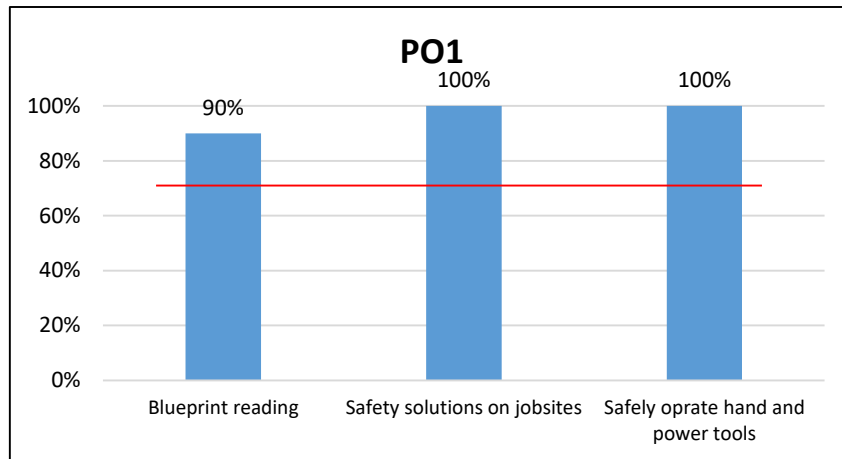
**PO3**: Develop employability and entrepreneurship skills.

**PO4**: Demonstrate the ability to plan and implement projects within the construction field.

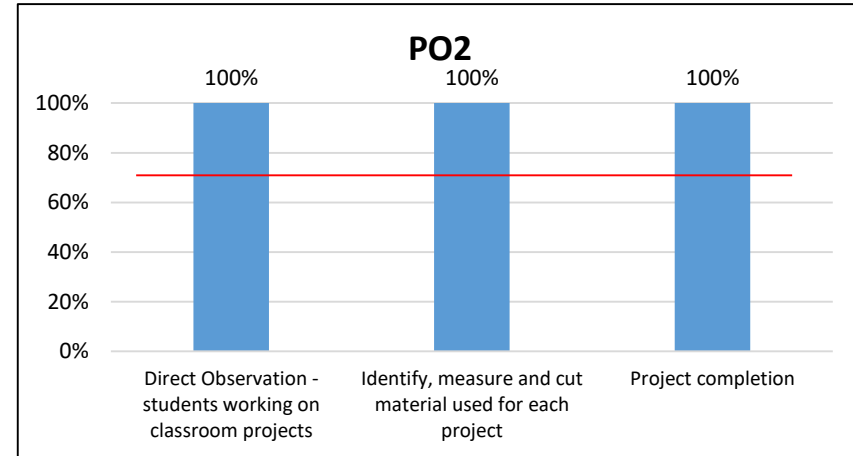


## Assessment Data 2018-2019

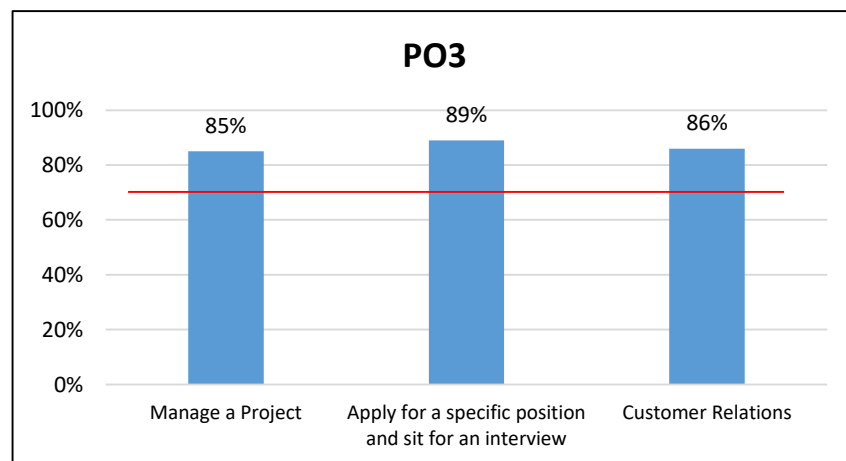
### 1209 – Building Trades and Construction Design Tech.



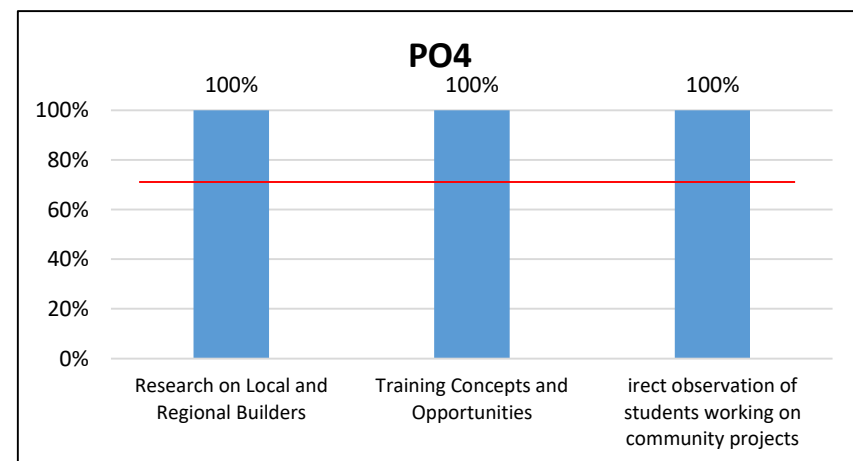
**PO1:** Demonstrate an understanding of the construction industry and related occupations including but not limited to OSHA safety practices, selection and use of basic hand and power tools, and understanding of construction related documents. *Target: 70% of students will achieve 80% or higher in all assessment measures.*



**PO2:** Apply rough and finish carpentry, masonry, electrical, plumbing and air conditioning skills. *Target: 70% of students will achieve 80% or higher in all assessment measures.*



**PO3:** Develop employability and entrepreneurship skills. *Target: 70% of students will achieve 80% or higher in all assessment measures.*



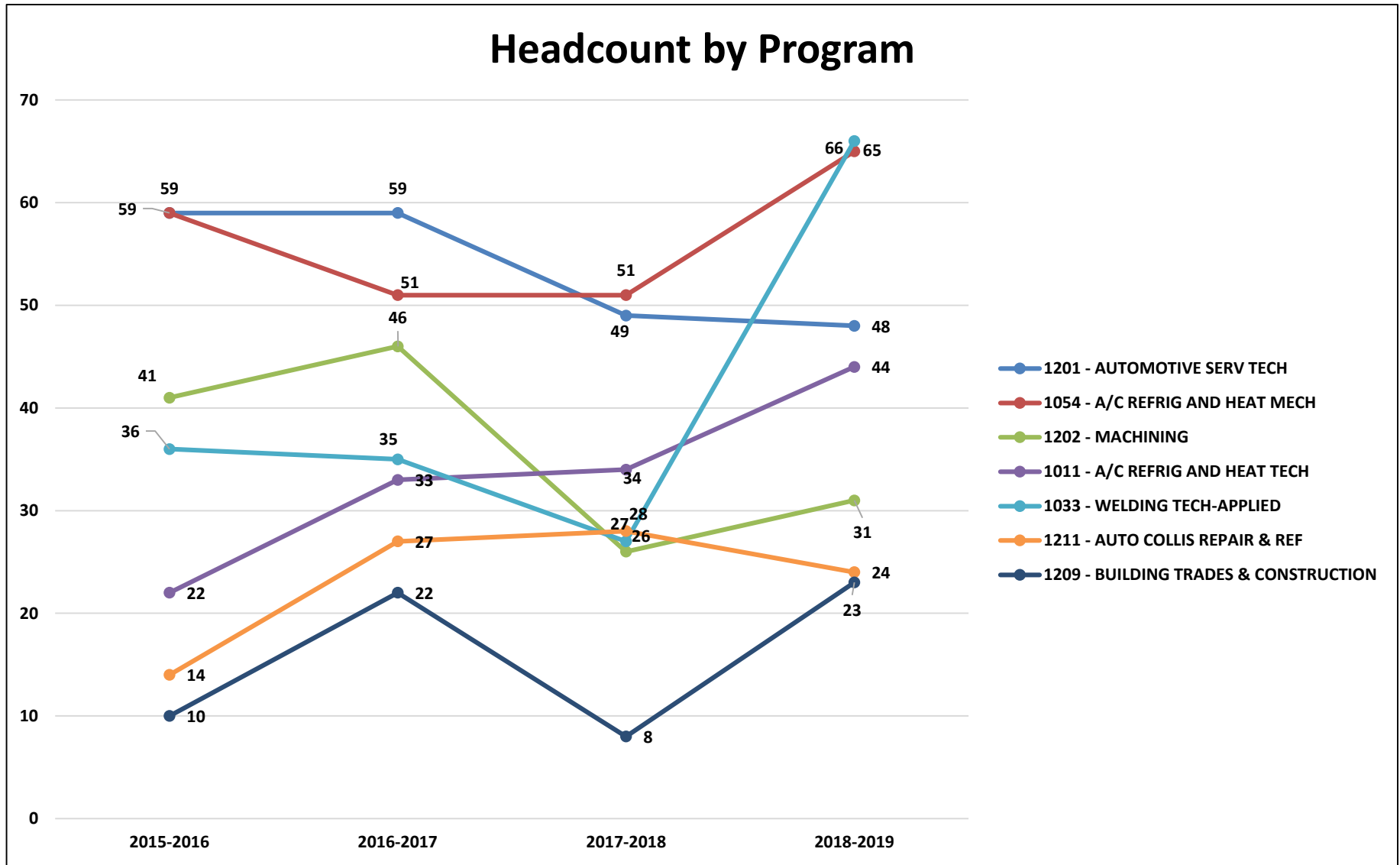
**PO4:** Demonstrate the ability to plan and implement projects within the construction field. *Target: % of students will achieve 80% or higher in all assessment measures*

## Assessment Data

### Program vs. Institutional Learning Outcomes

Program	Critical/ Creative Thinking		Communication		Cultural Literacy		Information and Technical Literacy	
	17/18	18/19	17/18	18/19	17/18	18/19	17/18	18/19
Air Conditioning, Refrigeration, and Heating Mechanic (1054)	79%-87%	85%-90%	82%-86%	85%-90%	88%-100%	90%	80%-93%	80%-95%
Air Conditioning, Refrigeration, and Heating Technology (1011)	85%-100%	95%	85%-90%	90%-100%	65%-95%	70%-80%	85%-90%	90%
Automotive Collision Repair and Refinishing (1211)	85%-90%	90%	85%-95%	90%	80%-95%	88%-95%	100%	100%
Automotive Service Technology (1201)	89%	84%	89%	84%	89%	84%	89%	84%
Building Trades and Construction Design Technology (1209)	74%-95%	90%-95%	100%	100%	84%-95%	95%	74%-95%	95%-100%
Machining (1202)	75%-90%	80%-90%	73%-90%	78%-90%	65%-100%	75%-100%	70%-94%	77%-92%
Welding Technology – Applied (1033)	77%-92%	83%-92%	77%-92%	80%-92%	77%-92%	80%-92%	75%-92%	80%-92%

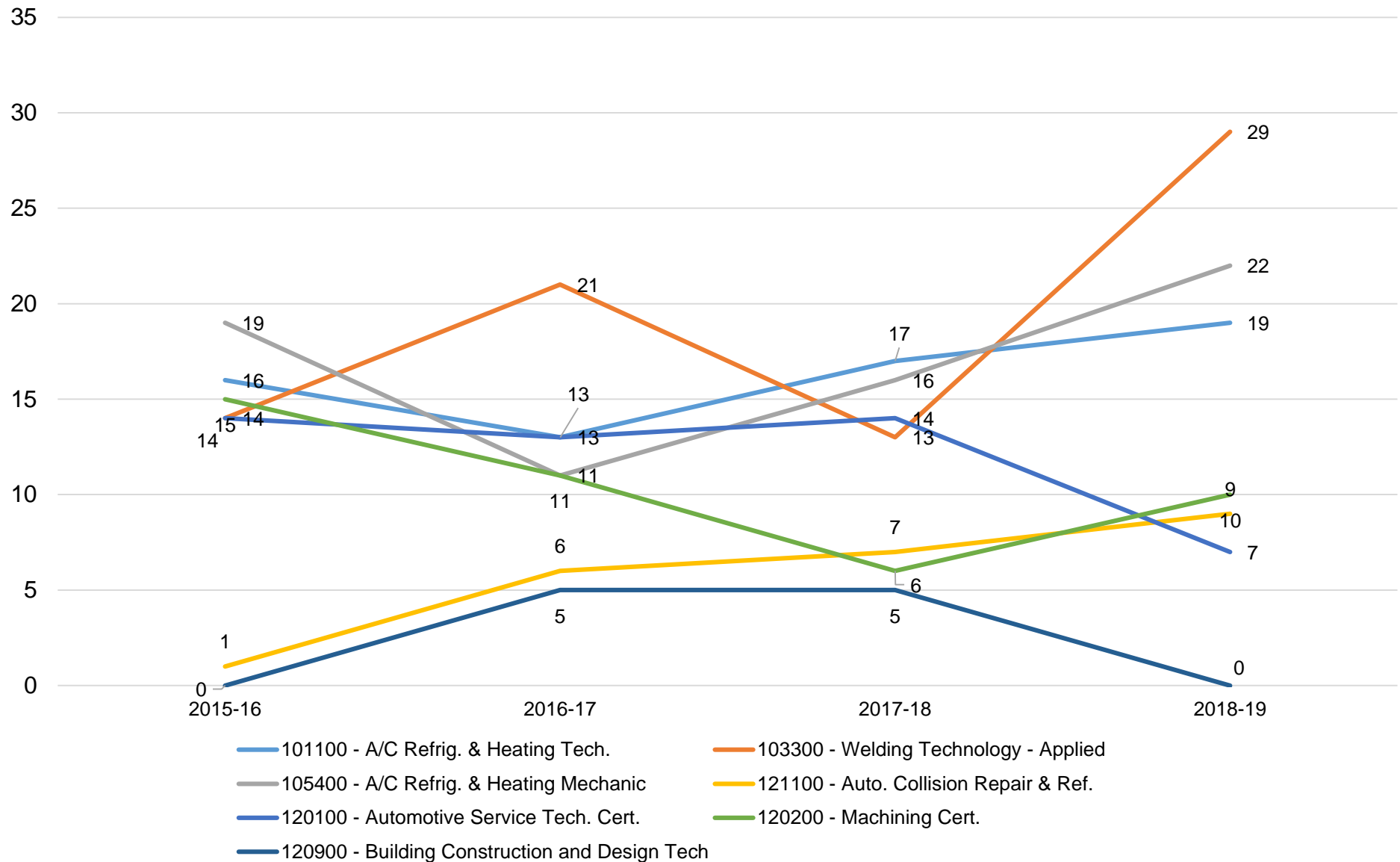
Source: School of Education Assessment Reports



Students are duplicated across programs, unduplicated in the total.

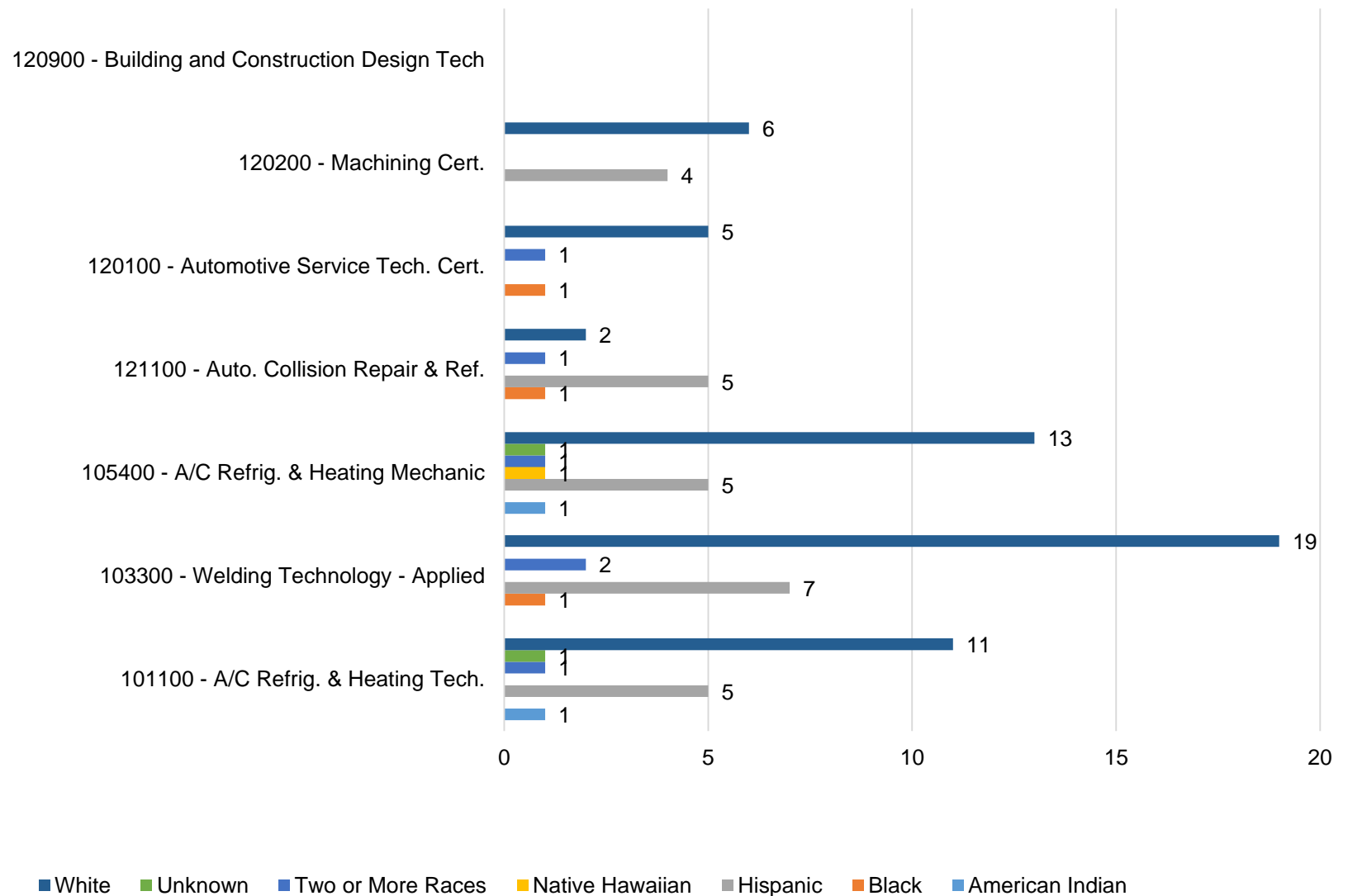
College Enrollment Decreased: 0.7%(14/15); 1.15% (15/16); 3.7%(16/17); 0.7%(17/18)

## Number of Graduates by Program



Source: IR Program Assessment Data

## 2018-2019 Number of Graduates by Race/Ethnicity



## Graduation Rates

Major	First Fall Term in Major		Graduation			
	Fall Term	# Students	Graduated within 150% Time	Graduation Rate	Graduated within 200% Time	Graduation Rate
1011- A/C Refrig and Heat Mech	FA16	18	7	39%	9	50%
	FA17 – 200% In Progress	12	6	50%	8	67%
	FA18 – In progress	19	2	11%	2	11%
1033- Welding Tech- Applied	FA16	18	14	78%	14	78%
	FA17 – 200% In Progress	25	11	44%	11	44%
	FA18 – In progress	40	28	70%	28	70%
1054- A/C Refrig and Heat Tech	FA16	17	9	53%	9	53%
	FA17 – 200% In Progress	12	4	33%	4	33%
	FA18 – In progress	32	8	25%	8	25%
1211- Auto Collis Repair & Ref	FA16	10	6	60%	6	60%
	FA17 – 200% In Progress	8	5	63%	5	63%
	FA18 – In progress	1	0	0%	0	0%
1201- Automotive Service Tech	FA16	21	0	0%	4	19%
	FA17 – 200% In Progress	13	1	8%	4	31%
	FA18 – In progress	23	0	0%	0	0%
1202- Machining	FA16	22	9	41%	10	45%
	FA17 – 200% In Progress	11	3	27%	4	36%
	FA18 – In progress	14	6	43%	6	43%
1209 – Building Trades and Construction Tech	FA16	16	3	19%	3	19%
	FA17 – 200% In Progress	5	3	60%	3	60%
	FA18 – In progress	12	7	58%	7	58%

**College average (150%- 58.3%, 200%- 66.1%)**

Fall terms include prior Summer term enrollment in major.

200% Graduation Rate includes graduates in 150% Graduation Rate.

Source: IR Program Assessment Data

## Graduation Rates by Race/Ethnicity (1 of 2)

Major	Fall Term	Race/Ethnicity	# Students	Graduation			
				Graduated within 150% Time	Graduation Rate	Graduated within 200% Time	Graduation Rate
1011- A/C Refrig and Heat Mech	FA16	Black	3	1	33%	1	33%
		Hawaii/Pac	2	1	50%	1	50%
		Hispanic	2	1	50%	1	50%
		White	11	4	36%	6	55%
	FA17 – 200% in progress	Hispanic	2	1	50%	2	100%
		Two or More Races	1	0	0%	0	0%
		White	9	5	56%	6	55%
	FA18 – In progress	Black	3	0	0%	0	0%
		Hispanic	6	1	17%	1	17%
White		10	1	10%	1	10%	
1033- Welding Tech-Applied	FA16	Black	2	1	50%	1	50%
		Unknown	1	0	0%	0	0%
		White	15	13	87%	13	87%
	FA17 – 200% in progress	Hispanic	5	4	80%	4	80%
		Unknown	2	1	50%	1	50%
		White	18	6	33%	6	33%
	FA18 – In progress	Black	5	1	20%	1	20%
		Hispanic	7	6	86%	6	86%
		Two or More Races	2	2	100%	2	100%
White		26	19	73%	19	73%	
1054- A/C Refrig and Heat Tech	FA16	Black	3	1	33%	1	33%
		Hispanic	1	1	100%	1	100%
		White	13	7	54%	7	54%
	FA17 – 200% in progress	Black	2	0	0%	0	0%
		Hispanic	3	2	67%	2	67%
		White	7	2	29%	2	29%
	FA18 – In progress	Black	4	0	0%	0	0%
		Hispanic	5	1	20%	1	20%
		Two or More Races	1	0	0%	0	0%
Unknown		1	0	0%	0	0%	
		White	21	7	33%	7	33%

## Graduation Rates by Race/Ethnicity (2 of 2)

Major	Fall Term	Race/Ethnicity	# Students	Graduation			
				Graduated within 150% Time	Graduation Rate	Graduated within 200% Time	Graduation Rate
1211- Auto Collis Repair & Ref	FA16	Black	4	1	25%	1	25%
		Hispanic	3	2	67%	2	67%
		White	3	3	100%	3	100%
	FA17 – 200% in progress	Hispanic	4	3	75%	3	75%
		Two or More Races	1	1	100%	1	100%
		White	3	1	33%	1	33%
FA18 – In Progress	Hispanic	1	0	0%	0	0%	
1201- Automotive Service Tech	FA16	Black	2	0	0%	1	50%
		Hispanic	5	0	0%	0	0%
		Two or More Races	2	0	0%	0	0%
		White	21	0	0%	3	25%
	FA17 – 200% in progress	Black	2	0	0%	0	0%
		Hispanic	2	0	0%	0	0%
		Two or More Races	1	0	0%	0	0%
		White	8	1	13%	4	50%
	FA18 – In progress	Black	4	0	0%	0	0%
		Hispanic	5	0	0%	0	0%
		Two or More Races	1	0	0%	0	0%
		Unknown	1	0	0%	0	0%
White	12	0	0%	0	0%		
1202- Machining	FA16	Black	1	1	100%	1	100%
		Two or More Races	2	0	0%	0	0%
		White	17	6	35%	7	41%
	FA17 – 200% in progress	Black	1	0	0%	0	0%
		Hispanic	6	2	33%	3	50%
		White	4	1	25%	1	25%
	FA18 – In progress	Black	1	0	0%	0	0%
		Hispanic	1	1	100%	1	100%
		White	12	5	42%	5	42%
1209 – Building Trades and Construction Tech	FA16	Black	12	2	17%	2	17%
		Two or More Races	1	0	0%	0	0%
		White	3	1	33%	1	33%
	FA17 – 200% inn progress	Hispanic	2	1	50%	1	50%
		Two or More Races	1	0	0%	0	0%
		White	2	2	100%	2	100%
	FA18 – In progress	Black	1	1	100%	1	100%
		Hispanic	4	2	50%	2	50%
		Unknown	1	0	0%	0	0%
White	6	4	67%	4	67%		



## Graduation Rates by Gender

Major	Fall Term	Gender	# Students	Graduation			
				Graduated within 150% Time	Graduation Rate	Graduated within 200% Time	Graduation Rate
1011- A/C REFRIG AND HEAT TECH	FA16	Male	18	7	39%	9	50%
	FA17 – 200% In progress	Male	12	6	50%	8	67%
		Female	1	0	0%	0	0%
	FA18 – In progress	Male	18	2	11%	2	11%
Female		3	2	67%	2	67%	
1033- WELDING TECH-APPLIED	FA16	Male	15	12	80%	12	80%
		Female	1	1	100%	1	100%
	FA17 – 200% in progress	Male	24	10	42%	10	42%
		Female	3	3	100%	3	100%
	FA18 – In progress	Male	37	25	68%	25	68%
		Female	3	3	100%	3	100%
1054- A/C REFRIG AND HEAT MECH	FA16	Male	17	9	53%	9	53%
	FA17 – 200% in progress	Male	12	4	33%	4	33%
		Female	1	1	100%	1	100%
	FA18% - In progress	Male	30	6	20%	6	20%
		Unknown	1	1	100%	1	100%
1211- AUTO COLLIS REPAIR & REF	FA16	Female	2	2	100%	2	100%
		Male	8	4	50%	4	50%
	FA17 – 200% in progress	Female	1	0	0%	0	0%
		Male	7	5	71%	5	71%
	FA18 – In progress	Male	1	0	0%	0	0%
		Female	5	0	0%	0	0%
1201- AUTOMOTIVE SERV TECH	FA16	Male	16	0	0%	4	25%
		Female	1	0	0%	0	0%
	FA17 – 200% in progress	Male	12	1	8%	4	33%
		Female	2	0	0%	0	0%
	FA18 – In progress	Male	21	0	0%	0	0%
		Female	4	2	50%	2	50%
1202- MACHINING	FA16	Male	17	6	35%	7	41%
		Unknown	1	1	100%	1	100%
		Male	10	2	20%	3	30%
	FA17 – 200% in progress	PrefNoAns	1	1	100%	1	100%
		Male	14	6	43%	6	43%
	FA18 – In progress	Female	4	0	0%	0	0%
		Male	12	3	25%	3	25%
Female		1	1	100%	1	100%	
Male		4	2	50%	2	50%	
1209 – BUILDING TRADES & CONSTRUCTION TECH	FA16	Female	2	0	0%	0	0%
		Male	10	7	70%	7	70%
	FA17 – 200% in progress	Female	1	1	100%	1	100%
		Male	4	2	50%	2	50%
	FA18 - In progress	Female	2	0	0%	0	0%
Male		10	7	70%	7	70%	

## Persistence Rates

Program	Term	Registered	Exclusions	Adjusted Cohort	Retained by DSC		Retained by Program		Retained by College %
					N	%	N	%	
1011- A/C REFRIG AND HEAT TECH	FA16 to SP17	21	4	17	1	6%	9	53%	59%
	FA17 to SP18	19	8	11	0	0%	9	82%	82%
	FA18 to SP19	34	3	31	2	6%	20	65%	71%
1033- WELDING TECH-APPLIED	FA16 to SP17	25	3	22	1	5%	16	73%	77%
	FA17 to SP18	27	0	27	0	0%	21	78%	78%
	FA18 to SP19	41	0	41	0	0%	33	80%	80%
1054- A/C REFRIG AND HEAT MECH	FA16 to SP17	31	9	25	0	0%	16	64%	64%
	FA17 to SP18	24	11	22	0	0%	11	50%	50%
	FA18 to SP19	46	5	39	2	5%	31	76%	81%
1211- AUTO COLLIS REPAIR & REF	FA16 to SP17	16	3	14	1	7%	10	71%	79%
	FA17 to SP18	12	3	12	0	0%	9	75%	75%
	FA18 to SP19	8	1	7	4	57%	0	0%	57%
1201- AUTOMOTIVE SERV TECH	FA16 to SP17	45	10	45	0	0%	35	78%	78%
	FA17 to SP18	37	13	34	2	6%	19	56%	62%
	FA18 to SP19	39	1	38	0	0%	26	68%	68%
1202- MACHINING	FA16 to SP17	31	8	30	2	7%	20	67%	73%
	FA17 to SP18	22	5	20	1	5%	14	70%	75%
	FA18 to SP19	20	0	20	0	0%	15	75%	75%
1209 – BUILDING TRADES & CONSTRUCTION TECH	FA16 to SP17	20	9	17	2	12%	6	35%	47%
	FA17 to SP18	7	1	7	0	0%	6	86%	86%
	FA18 to SP19	14	0	14	1	7%	10	71%	78%

## Persistence Rates by Race/Ethnicity (1 of 2)

Major	Term	Race/Ethnicity	Registered	Exclusions	Adjusted Cohort	Retained by Program	
						#	%
1011- A/C REF2RIG AND HEAT TEC2H	FA16 to SP17	Asian	2	1	1	1	100%
		Black	2	0	2*	1	50%
		Hawaii/Pac	2	0	2	2	100%
		Hispanic	2	1	1	0	0%
		White	13	2	11	5	45%
	FA17 to SP18	Hawaii/Pac	2	1	1	1	100%
		Hispanic	3	0	3	3	100%
		White	14	7	7	5	71%
	FA18 to SP19	American Indian	1	0	1	1	100%
		Black	5	0	5	3	60%
		Hispanic	10	1	9*	6	67%
		Unknown	1	0	1	1	100%
White		17	2	15*	9	60%	
1033- WELDING 2TECH-APPLIED	FA16 to SP17	Black	1	0	1	1	100%
		White	23	3	20*	14	70%
	FA17 to SP18	Hispanic	5	0	5	5	100%
		White	20	0	20	15	75%
	FA18 to SP19	Black	4	0	4	2	50%
		Hispanic	8	0	8	6	75%
		Two or More Races	2	0	2	2	100%
		Unknown	1	0	1	0	0%
		White	26	0	26	23	88%
	1054- A/C REFRIG AND HEAT MECH	FA16 to SP17	Black	3	1	2	1
Hawaii/Pac			2	1	1	1	100%
Hispanic			1	0	1	1	100%
White			23	3	20	13	65%
FA17 to SP18		Black	4	0	4	3	75%
		Hispanic	6	0	6	2	33%
		Two or More Races	1	0	1	0	0%
		White	13	2	11	6	55%
FA18 to SP19		Black	7	0	7	5	71%
		Hispanic	6	2	4	3	75%
		Two or More Races	2	0	2	1*	50%
		Unknown	1	0	1	1	100%
		White	30	3	27	21*	78%

*\*one or more students retained by DSC*

# Persistence Rates by Race/Ethnicity (2 of 2)

Major	Term	Race/Ethnicity	Registered	Exclusions	Adjusted Cohort	Retained by Program	
						#	%
1211- AUTO COLLIS REPAIR & REF AND HEAT TEC2H	FA16 to SP17	Black	4	0	4	3	75%
		Hispanic	5	0	5	4	80%
		White	7	2	5*	3	60%
	FA17 to SP18	Black	1	0	1	1	100%
		Hispanic	7	0	7	4	57%
		Two or More Races	1	0	1	1	100%
		White	3	0	3	3	100%
	FA18 to SP19	Black	2	0	2*	0	0%
		Hispanic	3	0	3*	0	0%
White		3	1	2*	0	0%	
1201- AUTOMOTIVE SERV TECH	FA16 to SP17	Black	7	0	7	5	71%
		Hispanic	10	0	10	7	70%
		Two or More Races	1	0	1	1	100%
		White	27	0	27	22	81%
	FA17 to SP18	Asian	1	0	1	1	100%
		Black	3	0	3	2	67%
		Hispanic	7	1	6*	1	17%
		Two or More Races	2	0	2	2	100%
	FA18 to SP19	White	23	2	21	13	62%
		Asian	1	0	1	0	0%
		Black	4	0	4	3	75%
		Hispanic	5	0	5	5	100%
		Two or More Races	4	0	4	4	100%
	Unknown	1	0	1	1	100%	
	White	24	1	23	13	57%	
1202- MACHINING	FA16 to SP17	Black	1	0	1	1	100%
		Hispanic	4	1	3	3	100%
		White	25	0	25*	15	60%
	FA17 to SP18	Black	1	0	1*	0	0%
		Hispanic	6	0	6	6	100%
		White	15	2	13	8	62%
	FA18 to SP19	Black	1	0	1	1	100%
		Hispanic	4	0	4	2	50%
		White	15	0	15	12	80%
1209 – BUILDING TRADES/ CONSTRUCTION TECH	FA16 to SP17	Black	13	0	13*	5	38%
		Two or More Races	1	0	1	1	100%
		White	6	3	3*	0	0%
	FA17 to SP18	Hispanic	2	0	2	2	100%
		Two or More Races	1	0	1	1	100%
		White	4	0	4	3	75%
	FA18 to SP19	Black	1	0	1	1	100%
		Hispanic	4	0	4*	3	75%
		Unknown	2	0	2	1	50%
White	7	0	7	5	71%		

\*one or more students retained by DSC

## Persistence Rates by Gender

Major	Term	Gender	Registered	Exclusions	Adjusted Cohort	Retained by Program	
						#	%
1011- A/C REF2RIG AND HEAT TEC2H	FA18 to SP19	Female	1	0	1	1	100%
		Male	33	3	30	19	63%
1033- WELDING 2TECH-APPLIED	FA18 to SP19	Female	3	0	3	3	100%
		Male	38	0	38	30	79%
1054- A/C REFRIG AND HEAT MECH	FA18 to SP19	Female	1	0	1	1	100%
		Male	44	5	39	29	74%
		Unknown	1	0	1	1	100%
1211- AUTO COLLIS REPAIR & REF AND HEAT TEC2H	FA18 to SP19	Male	8	1	7	0	0%
1201- AUTOMOTIVE SERV TECH	FA18 to SP19	Female	5	0	5	2	40%
		Male	34	1	33	24	73%
1202- MACHINING	FA18 to SP19	Male	20	0	20	15	75%
1209 – BUILDING TRADES/ CONSTRUCTION TECH	FA18 to SP19	Female	2	0	2	0	0%
		Male	12	0	12	10	83%

Placement Rates (College average: 95.5%)														
Program Title	Major(s)	2011/12		2012/13		2013/14		2014/15		2015/16		2016/17		Average Annual Salary
		DSC%	FCS%	DSC%	FCS%	DSC%	FCS%	DSC%	FCS%	DSC%	FCS%	DSC%	FCS%	
Air Conditioning, Refrigeration, and Heating Technology	1011, 1054	71%	64%	33%	46%	75%	49%	N/A	54%	85%	59%	***%	64%	\$33,376
Automotive Collision Repair and Refinishing	1211	50%	63%	75%	58%	75%	54%	100%	81%	100%	76%	33%	79%	\$**,***
Automotive Service Technology	1201	N/A	N/A	67%	71%	75%	66%	100%	85%	***%	83%	83%	80%	\$**,***
Machining	1202	N/A	N/A	100%	100%	71%	64%	100%	100%	77%	77%	100%	100%	\$**,***
Welding Technology - Applied	1033	46%	61%	56%	52%	33%	55%	67%	66%	***%	68%	93%	68%	\$41,180
Building Trades and Construction Technology	1209	New Program										33%	33%	\$**,***

Source: Florida Education Training Placement Information Program (FETPIP)

N/A - No placement data for the program.

(\*\*\*\*), (\$\*\*, \*\*\*), or (\*\*\*%) - Number of graduates less than 10 but greater than 0 suppressed.

■ Indicates the College average above the State Averages  
■ Indicates the College average same as the State Averages  
■ Indicates the College average below the State Averages

## Course Success Rates (1 of 3)

Major and Associated Courses with Instructional Method		2015-2016		2016-2017		2017-2018		2018-2019	
		# Attempted	% Successful	# Attempted	% Successful	# Attempted	% Successful	# Attempted	% Successful
1054 and 1011- A/C, Refrigeration & Heating Tech	ACR0001C	40	80%	40	68%	42	88%	63	95%
	ACR0002C	36	78%	35	69%	38	89%	63	97%
	ACR0061C	28	86%	30	83%	28	96%	32	100%
	ACR0062C	26	81%	30	77%	29	90%	33	91%
	ACR0100C	42	79%	42	76%	46	80%	64	97%
	ACR0102C	40	65%	39	62%	39	90%	64	95%
	ACR0150C	25	100%	32	91%	24	71%	62	81%
	ACR0205C	28	50%	31	77%	27	85%	34	100%
	ACR0506C	25	100%	32	84%	21	95%	54	81%
	ACR0600C	18	89%	25	88%	17	94%	28	93%
	ACR0601C	19	84%	26	85%	17	94%	28	100%
	ACR0741C	27	96%	32	78%	26	54%	61	70%
	ACR0742C	18	78%	28	93%	16	100%	28	96%
	ACR0815C	18	94%	24	83%	17	94%	26	96%
	ACR0850C	25	96%	33	82%	23	87%	58	83%
	<b>Major</b>	<b>415</b>	<b>82%</b>	<b>570</b>	<b>79%</b>	<b>410</b>	<b>86%</b>	<b>698</b>	<b>90%</b>
1033- Welding Technology at Daytona	PMT0106C	19	100%	19	100%	27	96%	67	88%
	PMT0109C	18	72%	19	95%	26	100%	64	88%
	PMT0121C	22	82%	19	89%	26	92%	62	90%
	PMT0131C	15	100%	29	86%	22	91%	34	97%
	PMT0134C	23	96%	18	100%	23	96%	35	94%
	PMT0154C	21	90%	19	89%	26	88%	59	88%
	PMT0161C	23	100%	19	93%	23	87%	35	100%
	PMT0171C	15	93%	27	96%	20	90%	33	94%
	PMT0290	18	94%	15	100%	9	100%		
	<b>Major</b>	<b>174</b>	<b>92%</b>	<b>210</b>	<b>93%</b>	<b>202</b>	<b>93%</b>	<b>389</b>	<b>91%</b>

■ Indicates a success rate of 90% or higher  
■ Indicates a success rate between 70% and 89%  
■ Indicates a success rate below 70%

## Course Success Rates (2 of 3)

Major and Associated Courses with Instructional Method		2015-2016		2016-2017		2017-2018		2018-2019	
		# Attempted	% Successful	# Attempted	% Successful	# Attempted	% Successful	# Attempted	% Successful
1211 Automotive Collision Repair & Refinishing ATC	ARR0121C	8	88%*	16	94%	12	100%	12	83%
	ARR0122C	14	93%*	15	73%	16	94%	9	78%
	ARR0123C			11	91%	13	100%	14	93%
	ARR0241C	8	88%*	16	94%	13	100%	12	83%
	ARR0242C	14	93%*	15	67%	16	94%	9	78%
	ARR0243C			11	91%	13	100%	14	93%
	ARR0244C			11	91%	13	100%	10	90%
	ARR0381C	7	71%*	16	94%	12	100%	12	83%
	ARR0382C	13	92%*	15	73%	16	88%	9	78%
	ARR0949			3	100%			3	100%
	<b>Major</b>	<b>64</b>	<b>89%</b>	<b>162</b>	<b>86%</b>	<b>124</b>	<b>97%</b>	<b>104</b>	<b>86%</b>
1201- Automotive Service Technology ATC	AER0014C	21	95%	22	82%	17	94%	22	73%
	AER0110C	21	86%	22	91%	14	86%	17	65%
	AER0172C	20	90%	21	90%	19	74%	17	82%
	AER0257C	23	87%*	21	90%*	18	67%	20	85%
	AER0274C	24	88%*	24	79%*	15	87%	18	83%
	AER0360C	24	79%*	19	89%*	18	78%	18	67%
	AER0418C	21	95%	20	85%	15	93%	18	72%
	AER0453C	20	90%	21	76%	12	100%	17	76%
	AER0503C	23	57%*	25	64%*	15	67%	17	76%
	<b>Major</b>	<b>197</b>	<b>85%</b>	<b>195</b>	<b>83%</b>	<b>143</b>	<b>82%</b>	<b>164</b>	<b>76%</b>

\*Lecture in the past

Source: IR Program Assessment Data

■ Indicates a success rate of 90% or higher  
■ Indicates a success rate between 70% and 89%  
■ Indicates a success rate below 70%



## Course Success Rates (3 of 3)

Major and Associated Courses with Instructional Method		2015-2016		2016-2017		2017-2018		2018-2019	
		# Attempted	% Successful	# Attempted	% Successful	# Attempted	% Successful	# Attempted	% Successful
1202 Machining	PMT0211C	14	93%	23	91%	34	79%	19	89%
	PMT0215C	11	100%	19	95%	34	68%	19	89%
	PMT0251C	35	83%	20	90%	28	82%	24	92%
	PMT0255C	15	93%	30	87%	26	85%	21	95%
	PMT0260C	17	100%	8	88%	18	100%	27	100%
	PMT0265C	16	94%	26	85%	17	88%	27	96%
	PMT0720C	21	100%	24	88%	13	92%	12	100%
	TDR0304C	11	100%	23	82%	15	93%	24	92%
	PMT0720C			1	100%			22	91%
Major	140	94%	174	89%	185	83%	195	94%	
1209 Building Trades and Construction Tech.	BCV0080L			15	47%	15	93%	20	85%
	BCV0081			8	88%	7	71%	13	100%
	BCV0082L			13	77%	7	71%	15	93%
	BCV0084L			13	77%	7	71%	13	100%
	Major			54	72%	36	81%	61	93%

■ Indicates a success rate of 90% or higher  
■ Indicates a success rate between 70% and 89%  
■ Indicates a success rate below 70%

Source: IR Program Assessment Data

# Course Success Rates by Race/Ethnicity (1 of 4)

Program, Courses, & Race/Ethnicity	2017-2018		2018-2019	
	Enrolled	Success Rate	Enrolled	Success Rate
1054 & 1011 - A/C, Refrigeration & Heating	399	86%	698	90%
ACR0001C	39	87%	63	95%
Black	4	75%	9	89%
Hispanic	6	100%	13	100%
Two or More Races	1	100%	2	100%
Unknown			2	100%
White	26	88%	37	95%
ACR0002C	36	89%	63	97%
Black	4	75%	9	89%
Hispanic	6	100%	13	100%
Two or More Races	1	100%	2	100%
Unknown			2	100%
White	24	88%	37	97%
ACR0061C	28	96%	32	100%
Am. Ind			1	100%
Black	3	67%	3	100%
Hispanic	3	100%	6	100%
Two or More Races	1	100%	1	100%
Unknown			1	100%
White	19	100%	20	100%
ACR0062C	29	90%	33	91%
Am. Ind			1	100%
Black	3	67%	3	67%
Hispanic	4	75%	6	100%
Two or More Races	1	0%	1	100%
Unknown			1	100%
White	18	100%	21	90%
ACR0100C	43	79%	64	97%
Black	6	67%	9	100%
Hispanic	8	75%	14	86%
Two or More Races	1	0%	2	100%
Unknown			2	100%
White	27	85%	37	100%

Program, Courses, & Race/Ethnicity	2017-2018		2018-2019	
	Enrolled	Success Rate	Enrolled	Success Rate
ACR0102C	36	92%	64	95%
Black	4	75%	9	89%
Hispanic	6	100%	14	93%
Two or More Races	1	100%	2	100%
Unknown			2	100%
White	24	92%	37	97%
ACR0150C	24	71%	62	81%
Am. Ind.			1	100%
Black	3	67%	8	50%
Hispanic	6	83%	11	91%
Two or More Races	1	100%	3	0%
Unknown			2	100%
White	14	64%	37	89%
ACR0205C	27	85%	34	100%
Am. Ind.			1	100%
Black	3	33%	4	100%
Hispanic	3	67%	6	100%
Two or More Races	1	100%	1	100%
Unknown			1	100%
White	18	94%	21	100%
ACR0506C	21	95%	54	81%
Am. Ind.			1	100%
Black	2	100%	6	67%
Hispanic	5	100%	11	73%
Two or More Races	1	100%	2	50%
Unknown			1	100%
White	13	92%	33	88%
ACR0600C	17	94%	28	93%
Am. Ind.			1	100%
Black			2	100%
Hispanic	3	67%	5	100%
Two or More Races			1	100%
Unknown			1	100%
White	12	100%	18	89%
ACR0601C	17	94%	28	100%
Am. Ind.			1	100%
Black			2	100%
Hispanic	3	67%	5	100%
Two or More Races			1	100%
Unknown			1	100%
White	12	100%	18	100%

# Course Success Rates by Race/Ethnicity (2 of 4)

Program, Courses, & Race/Ethnicity	2017-2018		2018-2019	
	Enrolled	Success Rate	Enrolled	Success Rate
ACR0741C	26	54%	61	70%
Am. Ind.			1	100%
Black	4	50%	7	43%
Hispanic	6	67%	11	64%
Two or More Races	1	0%	3	33%
Unknown			2	50%
White	14	57%	37	81%
ACR0742C	16	100%	28	96%
Am. Ind.			1	100%
Black			2	100%
Hispanic	3	100%	5	100%
Two or More Races			1	100%
Unknown			1	100%
White	12	100%	18	94%
ACR0815C	17	94%	26	96%
Am. Ind.			1	100%
Black			2	100%
Hispanic	3	67%	5	100%
Two or More Races			1	100%
Unknown			1	100%
White	12	100%	16	94%
ACR0850C	23	87%	58	83%
Am. Ind.			1	100%
Black	4	50%	7	57%
Hispanic	5	100%	11	82%
Two or More Races	1	100%	2	0%
Unknown			2	100%
White	13	92%	35	91%
1033 - Welding Tech	194	93%	389	91%
PMT0106C	26	96%	67	88%
Black			4	75%
Hispanic	5	100%	9	89%
Two or More Races			2	100%
Unknown			1	0%
White	21	95%	51	90%
PMT0109C	25	100%	64	88%
Black			5	40%
Hispanic	5	100%	8	100%
Two or More Races			2	100%
White	20	100%	49	90%

Program, Courses, & Race/Ethnicity	2017-2018		2018-2019	
	# Enrolled Students	Success Rate	# Enrolled Students	Success Rate
PMT0121C	25	92%	62	90%
Black			5	60%
Hispanic	5	100%	8	100%
Two or More Races			2	100%
White	20	90%	47	91%
PMT0131C	21	90%	34	97%
Black			2	100%
Hispanic	5	100%	6	100%
Two or More Races			2	100%
White	16	88%	24	96%
PMT0134C	22	95%	35	94%
Black			2	100%
Hispanic	5	100%	6	100%
Two or More Races			2	100%
White	17	94%	25	92%
PMT0154C	25	88%	59	88%
Black			4	75%
Hispanic	5	100%	8	88%
Two or More Races			2	100%
White	20	85%	45	89%
PMT0161C	22	86%	35	100%
Black			2	100%
Hispanic	5	100%	6	100%
Two or More Races			2	100%
White	17	82%	25	100%
PMT0171C	19	89%	33	94%
Black			2	100%
Hispanic	5	100%	6	100%
Two or More Races			2	100%
White	14	86%	23	91%
1211 – Auto Coll/Rep/Ref	124	97%	104	86%
ARR0121C	12	100%	12	83%
Black	1	100%	2	100%
Hispanic	7	100%	7	86%
White	3	100%	3	67%
ARR0122C	16	94%	9	78%
Black	4	100%	2	50%
Hispanic	6	83%	5	100%
White	5	100%	2	50%
ARR0123C	13	100%	14	93%
Black	1	100%	3	100%
Hispanic	8	100%	5	100%
Two or More Races			1	100%
White	4	100%	5	80%

# Course Success Rates by Race/Ethnicity (3 of 4)

Program, Courses, & Race/Ethnicity	2017-2018		2018-2019	
	Enrolled	Success Rate	Enrolled	Success Rate
<b>1211 – Auto Coll/Rep/Ref</b>	<b>124</b>	<b>97%</b>	<b>104</b>	<b>86%</b>
ARR0241C	13	100%	12	83%
Black	2	100%	2	100%
Hispanic	7	100%	7	86%
White	3	100%	3	67%
ARR0242C	16	94%	9	78%
Black	4	100%	2	50%
Hispanic	6	83%	5	100%
White	5	100%	2	50%
ARR0243C	13	100%	14	93%
Black	1	100%	3	100%
Hispanic	8	100%	5	100%
Two or More Races			1	100%
White	4	100%	5	80%
ARR0244C	13	100%	10	90%
Black	1	100%	2	100%
Hispanic	8	100%	3	100%
Two or More Races			1	100%
White	4	100%	4	75%
ARR0381C	12	100%	12	83%
Black	1	100%	2	100%
Hispanic	7	100%	7	86%
White	3	100%	3	67%
ARR0382C	16	88%	9	78%
Black	4	100%	2	50%
Hispanic	6	83%	5	100%
White	5	80%	2	50%
ARR0949			3	100%
Hispanic/Latino			2	100%
White			1	100%
<b>1201 - Automotive Service Tech</b>	<b>140</b>	<b>81%</b>	<b>164</b>	<b>76%</b>
AER0014C	16	94%	22	73%
Black			2	50%
Hispanic	4	75%	3	100%
Two or More Races	1	100%	2	100%
Unknown			1	0%
White	10	100%	14	71%

Program, Courses, & Race/Ethnicity	2017-2018		2018-2019	
	Enrolled	Success Rate	Enrolled	Success Rate
<b>1201 - Auto Service Tech</b>	<b>140</b>	<b>81%</b>	<b>164</b>	<b>76%</b>
AER0110C	14	86%	17	65%
Asian			1	100%
Black	3	67%	1	100%
Hispanic	1	0%	2	50%
Two or More Races	1	100%	2	100%
White	9	100%	11	55%
AER0172C	19	74%	17	82%
Asian			1	100%
Black	3	67%	1	100%
Hispanic	2	50%	2	50%
Two or More Races	1	100%	2	100%
White	13	77%	11	82%
AER0257C	18	67%	20	85%
Asian			3	100%
Black	3	67%	2	50%
Two or More Races	3	100%	2	100%
White	12	58%	13	85%
AER0274C	14	86%	18	83%
Black	2	50%	2	50%
Hispanic	2	50%	4	75%
Two or More Races	1	100%	2	100%
Unknown			1	0%
White	8	100%	9	100%
AER0360C	18	78%	18	67%
Black	3	67%	2	50%
Hispanic			3	33%
Two or More Races	3	100%	2	100%
White	12	75%	11	73%
AER0418C	15	93%	18	72%
Black			2	50%
Hispanic	3	67%	3	100%
Two or More Races	1	100%	2	100%
Unknown			1	0%
White	10	100%	10	70%
AER0453C	12	100%	17	76%
Asian			1	100%
Black	2	100%	1	0%
Hispanic			2	0%
Two or More Races	1	100%	2	100%
White	9	100%	11	91%

## Course Success Rates by Race/Ethnicity (4 of 4)

Program, Courses, & Race/Ethnicity	2017-2018		2018-2019	
	Enrolled	Success Rate	Enrolled	Success Rate
1201 - Auto Service Tech	140	81%	164	76%
AER0503C	14	64%	17	76%
Black	1	0%	3	67%
Hispanic	2	50%	4	75%
Two or More Races	1	100%	1	100%
Unknown			1	0%
White	9	67%	8	88%
1202 - Machining	183	84%	195	94%
PMT0211C	34	79%	19	89%
Black	2	100%	3	100%
Hispanic	8	100%	3	67%
White	24	71%	13	92%
PMT0215C	34	68%	19	89%
Black	2	100%	3	100%
Hispanic	9	67%	3	67%
White	23	65%	13	92%
PMT0251C	27	81%	24	92%
Black	3	67%	3	100%
Hispanic	8	100%	3	67%
White	16	75%	18	94%
PMT0255C	25	88%	21	95%
Black	3	67%	3	100%
Hispanic	8	100%	2	50%
White	14	86%	16	100%
PMT0260C	18	100%	27	100%
Black			4	100%
Hispanic	7	100%	2	100%
Two or More Races			2	100%
White	11	100%	19	100%
PMT0265C	17	88%	27	96%
Black			4	75%
Hispanic	6	100%	2	100%
Two or More Races			2	100%
White	11	82%	19	100%
PMT0290			12	100%
Hispanic/Latino			2	100%
Two or More Races			1	100%
White			9	100%

Program, Courses, & Race/Ethnicity	2017-2018		2018-2019	
	Enrolled	Success Rate	Enrolled	Success Rate
PMT0720C	13	92%	24	92%
Black			4	75%
Hispanic	6	100%	2	100%
Two or More Races			2	100%
White	7	86%	16	94%
TDR0304C	15	93%	22	91%
Black			4	75%
Hispanic	5	100%	2	100%
Two or More Races			2	100%
Unknown			1	100%
White	10	90%	13	92%
1209 - Building Trades and Construction Tech	36	81%	61	93%
BCV0080L	15	93%	20	85%
Black	2	100%	3	100%
Hispanic	3	100%	5	100%
Unknown			1	100%
White	9	100%	11	73%
BCV0081L	7	71%	13	100%
Black			3	100%
Hispanic	2	100%	3	100%
Unknown			1	100%
White	4	75%	6	100%
BCV0082L	7	71%	15	93%
Black			4	75%
Hispanic	2	100%	3	100%
Unknown			1	100%
White	4	75%	7	100%
BCV0084L	7	71%	13	100%
Black			3	100%
Hispanic	2	100%	3	100%
Unknown			1	100%
White	4	75%	6	100%
<b>Grand Total</b>	<b>1076</b>	<b>87%</b>	<b>1611</b>	<b>89%</b>

## Program Success Rates by Race/Ethnicity

Program, Courses, & Race/Ethnicity	2018-2019	
	Enrolled	Success Rate
<b>1054 &amp; 1011 - A/C, Refrigeration &amp; Heating Tech</b>	<b>698</b>	<b>90%</b>
American Indian/Alas	11	100%
Black	82	79%
Hispanic/Latino	136	90%
Two or More Races	25	68%
Unknown	22	95%
White	422	93%
<b>1033 - Welding Tech</b>	<b>389</b>	<b>91%</b>
Black	26	73%
Hispanic/Latino	57	96%
Two or More Races	16	100%
Unknown	1	0%
White	289	92%
<b>1097 - Automotive Collision Repair &amp; Refinishing</b>	<b>104</b>	<b>86%</b>
Black	20	85%
Hispanic/Latino	51	94%
Two or More Races	3	100%
White	30	70%
<b>1201 - Automotive Service Tech</b>	<b>164</b>	<b>76%</b>
Asian	3	100%
Black	17	65%
Hispanic/Latino	25	64%
Two or More Races	17	100%
Unknown	4	0%
White	98	79%
<b>1202 - Machining</b>	<b>195</b>	<b>94%</b>
Black	28	89%
Hispanic/Latino	21	81%
Two or More Races	9	100%
Unknown	1	100%
White	136	96%
<b>1209 - Building Trades &amp; Construction Tech</b>	<b>61</b>	<b>93%</b>
Black	13	92%
Hispanic/Latino	14	100%
Unknown	4	100%
White	30	90%
<b>Grand Total</b>	<b>1611</b>	<b>89%</b>

# Civitas – illumine Students

- Dashboard
- Initiatives
- Outreach
- Scratchpad
- Nudge Hub
- User Management
- Data Info

TRENDS BETA
PERSISTENCE INSIGHTS
COURSE INSIGHTS

Saved Filters

> Filters
Department
Department of Workforce x
School of Workforce x

### OVERVIEW

198 of 14,865 Active Students

#### PERSISTENCE PREDICTION

Active Filter - 198

71%

All Students - 14,865

71%

Spring 2020 - Fall 2020

#### PREDICTION DISTRIBUTION - SPRING 2020 - FALL 2020

Very Low	0%
Low	3%
Moderate	16%
High	76%
Very High	5%

198

Active Students

#### POWERFUL PREDICTORS

Powerful Predictors use historical data to show what variables are important to persistence for this group of students

Highest Signal

Lowest Signal

Rank 1
Rank 40

[Learn about Powerful Predictors](#)
[View All Powerful Predictors](#)

Academic Progress (10)	Academic Performance (GPA) (5)	Area of Study (7)
Enrollment (4)	Engagement (LMS) (4)	Background/Demographics (3)
Custom (1)	Financial Aid (6)	

Strongest correlation to persistence
Weakest correlation to persistence

Screen captured on 3/26/2020

# Civitas – illumine Courses

