

# ASSESSMENT DAY

---

College of Health and Public Services

School of Nursing

October 15, 2018

## Strengths

Please include the data elements that give you the most valuable information

## Challenges

## Recommendations

# Academic Assessment

	LEVEL	FOCUS	CONDUCTED BY	FREQUENCY
<b>Academic Success Committee</b>	Program	<ul style="list-style-type: none"> <li>Quality of assessment practices</li> </ul>	Committee of peers	Years 1 & 2
<b>Instructional Program Review</b>	Program / Cluster	<ul style="list-style-type: none"> <li>Enrollment, retention, completion</li> <li>Industry certifications and job placement</li> <li>Program budget and staffing</li> <li>Advisory committees</li> <li>Curriculum changes</li> </ul>	Committee of peers	Year 3
<b>Assessment Day</b>	Course/ Program	<ul style="list-style-type: none"> <li>Enrollment by demographics</li> <li>Graduation and retention</li> <li>Average class size</li> <li>Course success rate</li> <li>Placement rate</li> <li>SLOs, PLOs and ILOs</li> </ul>	Program Chair and Faculty	Years 1, 2, 3

# Programs

[6441 - Bachelor of Science in Nursing - BSN](#)

[2071 - Nursing \(Associate Degree\) \(Limited Access Program\)](#)

[2271 - Nursing \(Transition Into Profession\) \(Limited Access Program\)](#)

[1205 - Nursing Assistant \(Long Term Care\)](#)

[1095 - Practical Nursing \(Limited Access Program\)](#)

# Action Items from Last Assessment Day

## **Action Items for Improvement (3/19/2018):**

1. Incorporate more simulations due to limited clinical sites  
(added a part time faculty)
2. Salary increase to maintain high quality faculty and reduce mobility to other institutions

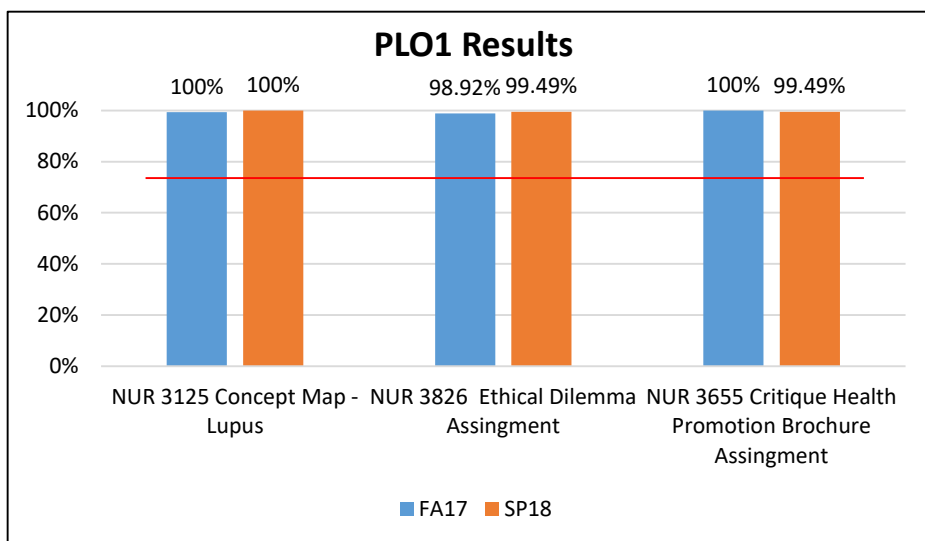
# Program Learning Outcomes

## Bachelor of Science in Nursing – BSN - 6441

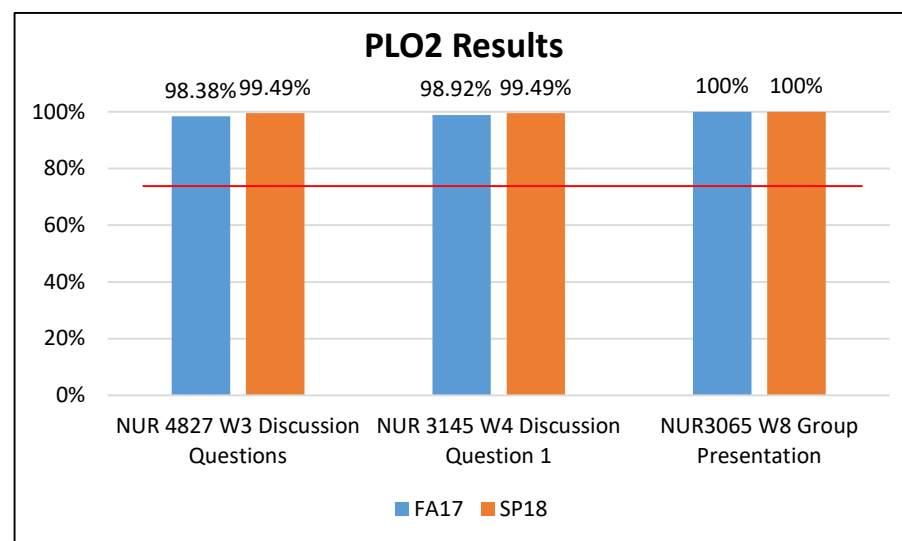
Graduates of the Bachelor of Science in nursing program will be able to:

1. Plan care in accordance with management and leadership principles using evidence- based research for patients across the lifespan.
2. Synthesize knowledge of quality improvement and patient safety to improve patient-care outcomes.
3. Appraise empirical evidence derived from research to identify clinical problems, plan appropriate care, provide nursing interventions which are grounded in evidence, and evaluate the effectiveness of nursing care to patients across the lifespan.
4. Model interpersonal communication to effectively collaborate with members of the health care team while promoting optimal health care for all patients.
5. Examine safe, appropriate, evidence-based care based on health promotion, disease and injury prevention, to improve population health.
6. Integrate inherent values as defined by the ANA Code of Ethics, as a foundation to base nursing theory in practice in the role of the BSN.
7. Formulate plans of care which provide culturally sensitive, non-discriminatory care to individuals, groups and communities in today's global environment.
8. Integrate information management technology to improve patient outcomes

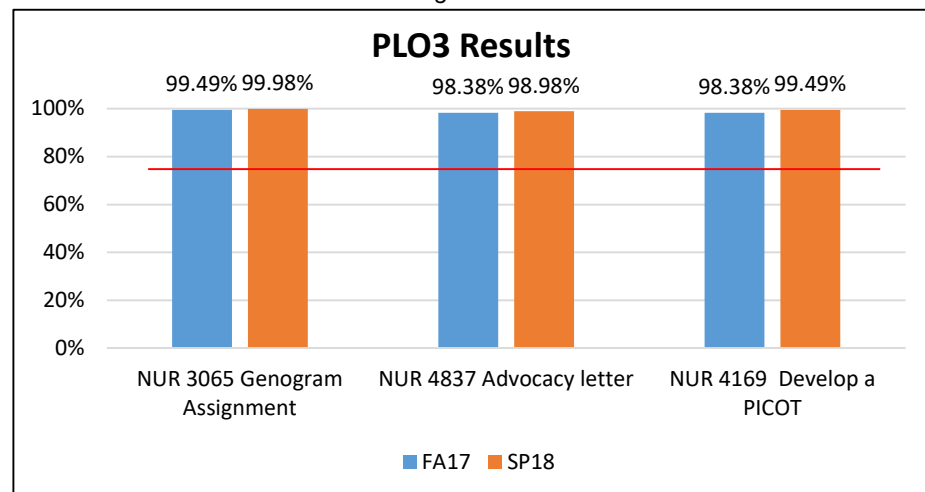
## 2017-2018 Assessment Results



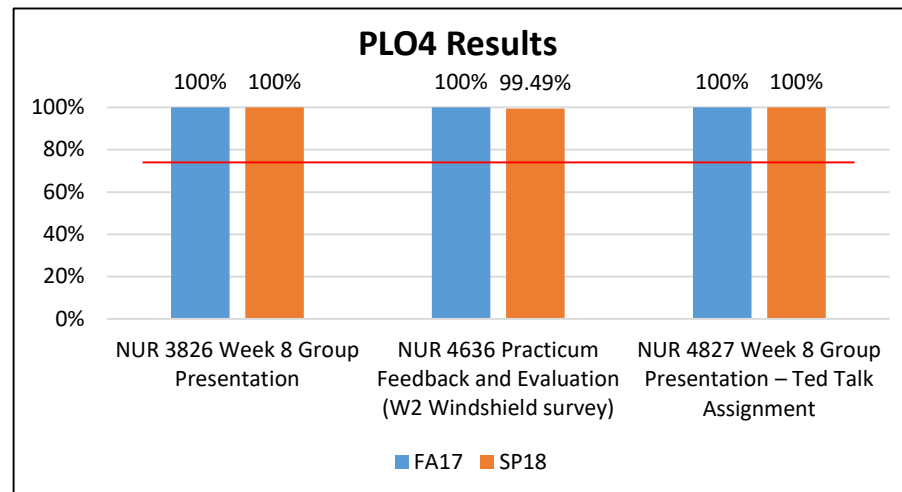
PLO1: Plan care in accordance with management and leadership principles using evidence-based research for patients across the lifespan. *Target: 75% of students will achieved 70% or higher in all assessment measures.*



PLO2: Synthesize knowledge of quality improvement and patient safety to improve patient-care outcomes. *Target: 75% of students will achieved 70% or higher in all assessment measures.*

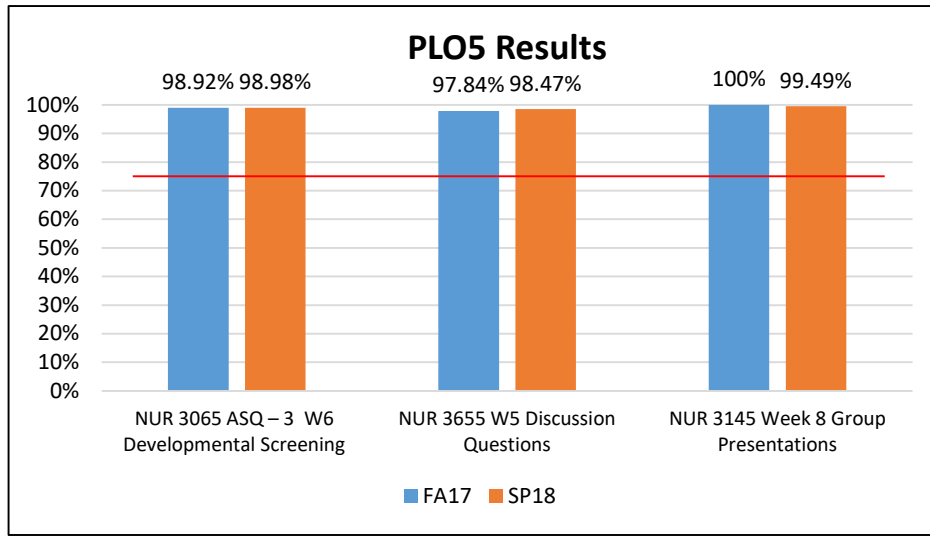


PLO3: Appraise empirical evidence derived from research to identify clinical problems, plan appropriate care, provide nursing interventions which are grounded in evidence, and evaluate the effectiveness of nursing care to patients across the lifespan. *Target: 75% of students will achieved 70% or higher in all assessment measures.*

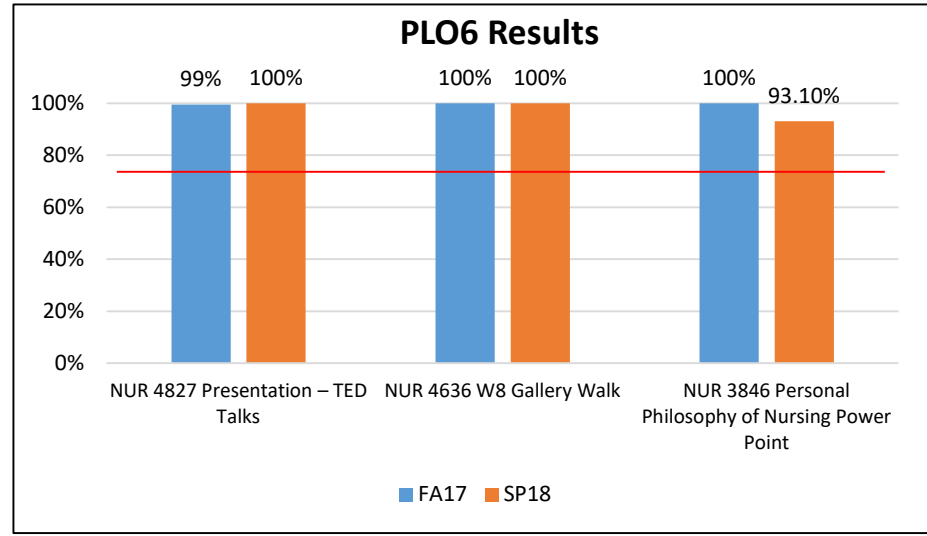


PLO4: Model interpersonal communication to effectively collaborate with members of the health care team while promoting optimal health care for all patients. *Target: 75% of students will achieved 70% or higher in all assessment measures.*

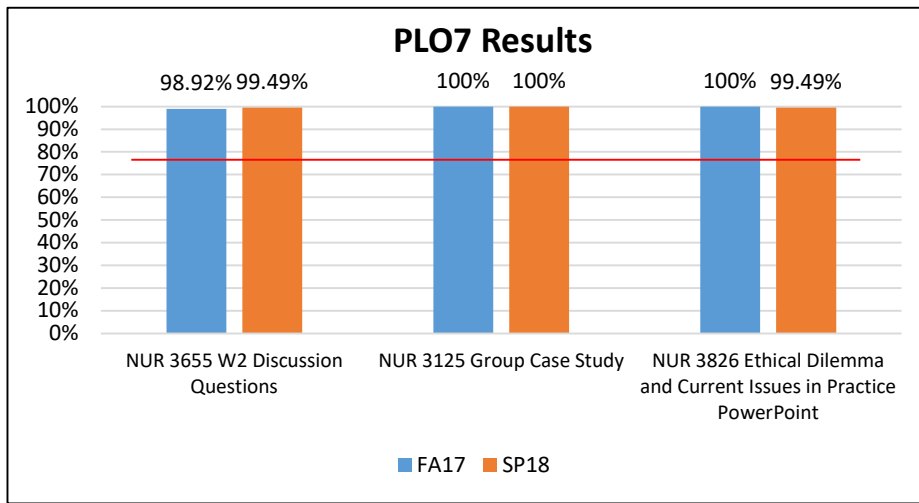
# 2017-2018 Assessment Results



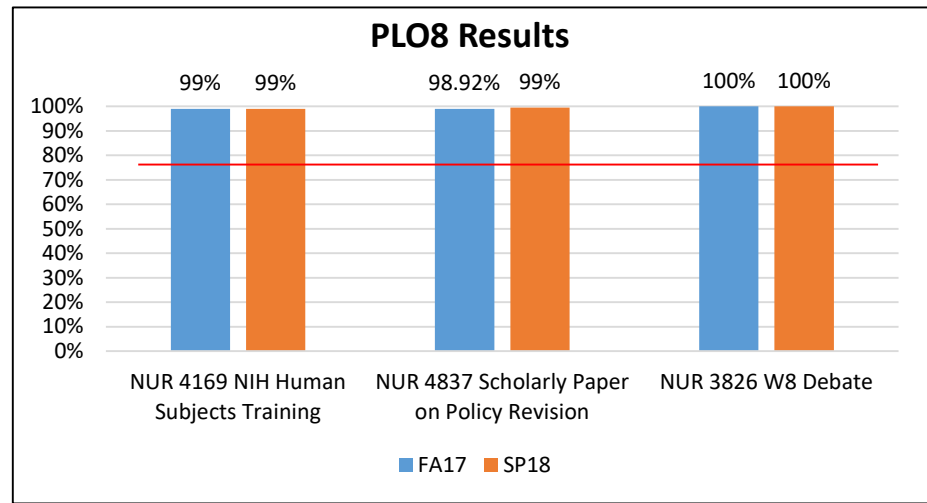
PLO5: Examine safe, appropriate, evidence-based care based on health promotion, disease and injury prevention, to improve population health. *Target: 75% of students will achieved 70% or higher in all assessment measures.*



PLO6: Integrate inherent values as defined by the ANA Code of Ethics, as a foundation to base nursing theory in practice in the role of the BSN. *Target: 75% of students will achieved 70% or higher in all assessment measures.*



PLO7: Formulate plans of care which provide culturally sensitive, non-discriminatory care to individuals, groups and communities in today's global environment. *Target: 75% of students will achieved 70% or higher in all assessment measures.*



PLO8: Integrate information management technology to improve patient outcomes. *Target: 75% of students will achieved 70% or higher in all assessment measures.*



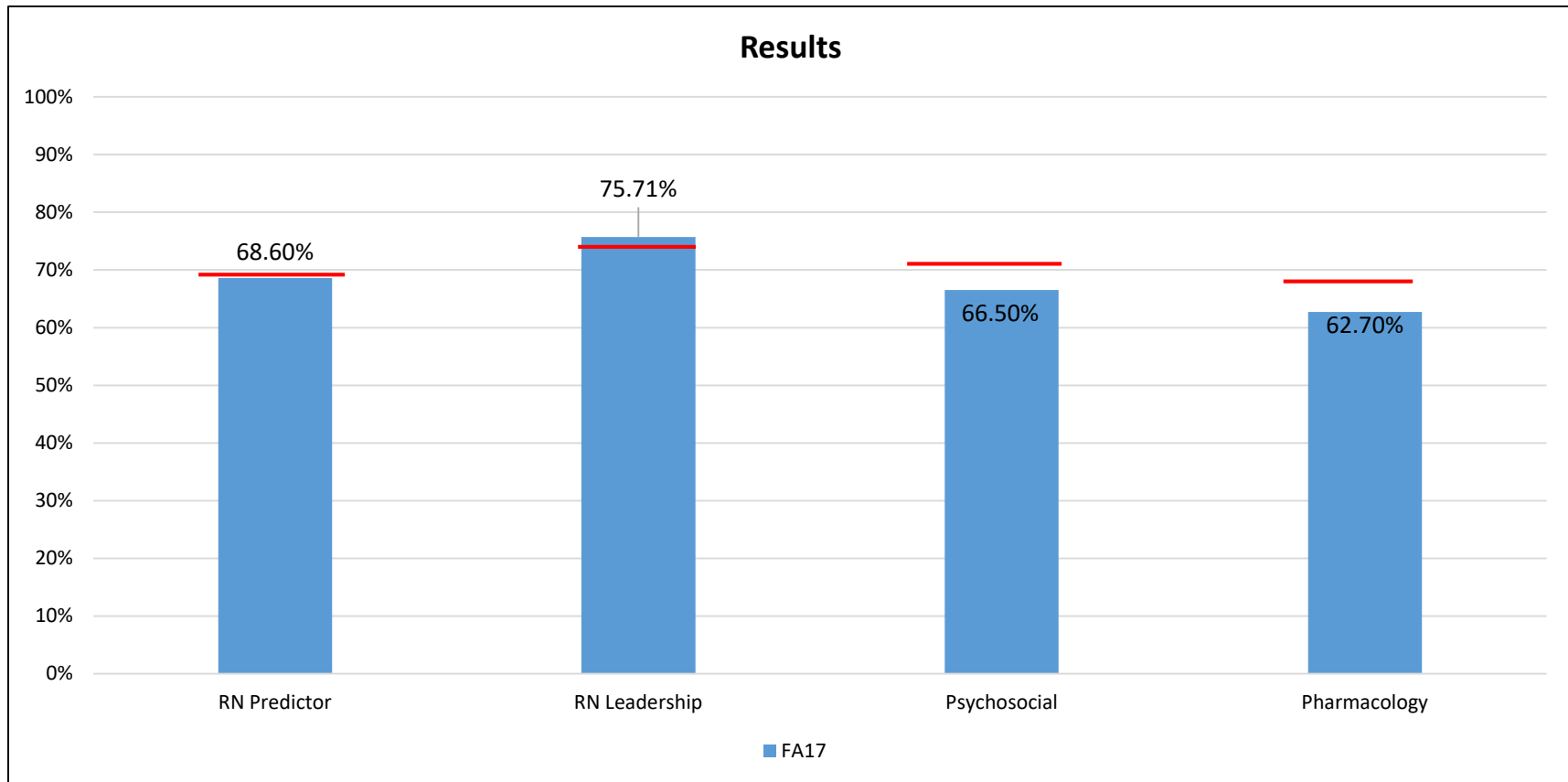
# Program Learning Outcomes

Associate Degree Nursing 2071 and 2271

Graduates of the program will be able to:

1. Utilize the nursing process and principles of best practices to meet the needs of individuals, families, groups, and communities across the lifespan.
2. Provide caring, spiritual and culturally sensitive nursing care to individuals, families, groups, and communities across the lifespan.
3. Use professional and technical resources to effectively communicate to individuals, families, groups and communities across the lifespan.
4. Practice within the ethical and legal framework of nursing and utilize the standards of nursing practice to meet the needs of individuals, families, groups, and communities across the lifespan.

## 2017-2018 Assessment Results



PLO1: Utilize the nursing process and principles of best practices to meet the needs of individuals, families, groups and communities across the lifespan

PLO2: Provide caring, spiritual and culturally sensitive nursing care to individuals, families, groups and communities across the lifespan

PLO3: Use professional and technical resources to effectively communicate to individuals, families, groups and communities across the lifespan

PLO4: Practice within the ethical and legal framework of nursing and utilize the standards of nursing practice to meet the needs of individuals, families, groups and communities across the lifespan

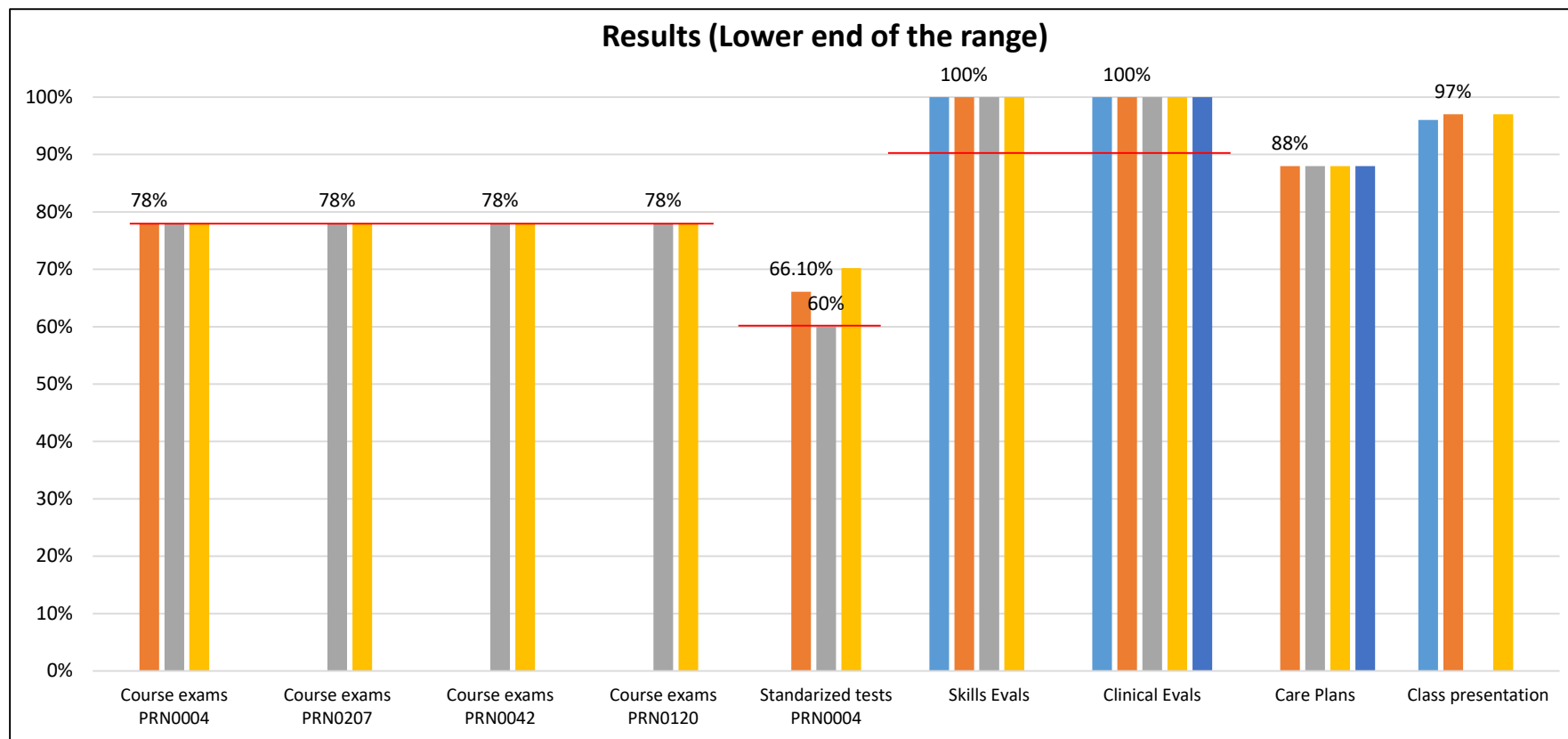
*Target: 75% of students will achieve the national individual mean score in management of care; psychosocial; pharmacological and parenteral; and the predictor.*

# Program Learning Outcomes

## Certificate Practical Nursing - 1095

1. Demonstrate professional behaviors of accountability and professionalism according to the ethical, legal, and regulatory framework for the licensed practical nurse.
2. Communicate effectively with client, family, significant other, and members of the health care team.
3. Utilize the nursing process to provide safe and effective care to clients across the life span under the supervision of a registered nurse or physician.
4. Promotes physical, spiritual, and psychosocial well-being of clients and reduces risk potential for clients.
5. Demonstrate a caring and empathetic approach to the safe, therapeutic and individualized care of the client.

## 2017-2018 Assessment Results



PLO1: Demonstrate professional behaviors of accountability and professionalism according to the ethical, legal, and regulatory framework for the licensed practical nurse

PLO2: Communicate effectively with client, family, significant other, and members of the health care team.

PLO3: Utilize the nursing process to provide safe and effective care to clients across the life span under the supervision of a registered nurse or physician

PLO4: Promotes physical, spiritual, and psychosocial well-being of clients and reduces risk potential for clients

PLO5: Demonstrate a caring and empathetic approach to the safe, therapeutic and individualized care of the client.

*Target: Course Exams minimum of 78% to pass*

*Standardized Tests: (Kaplan) minimum score of 60th percentile to pass, as recommended by Kaplan.*

*Lab Skills Evals: pass/fail*

*Clinical Evals: pass/fail*

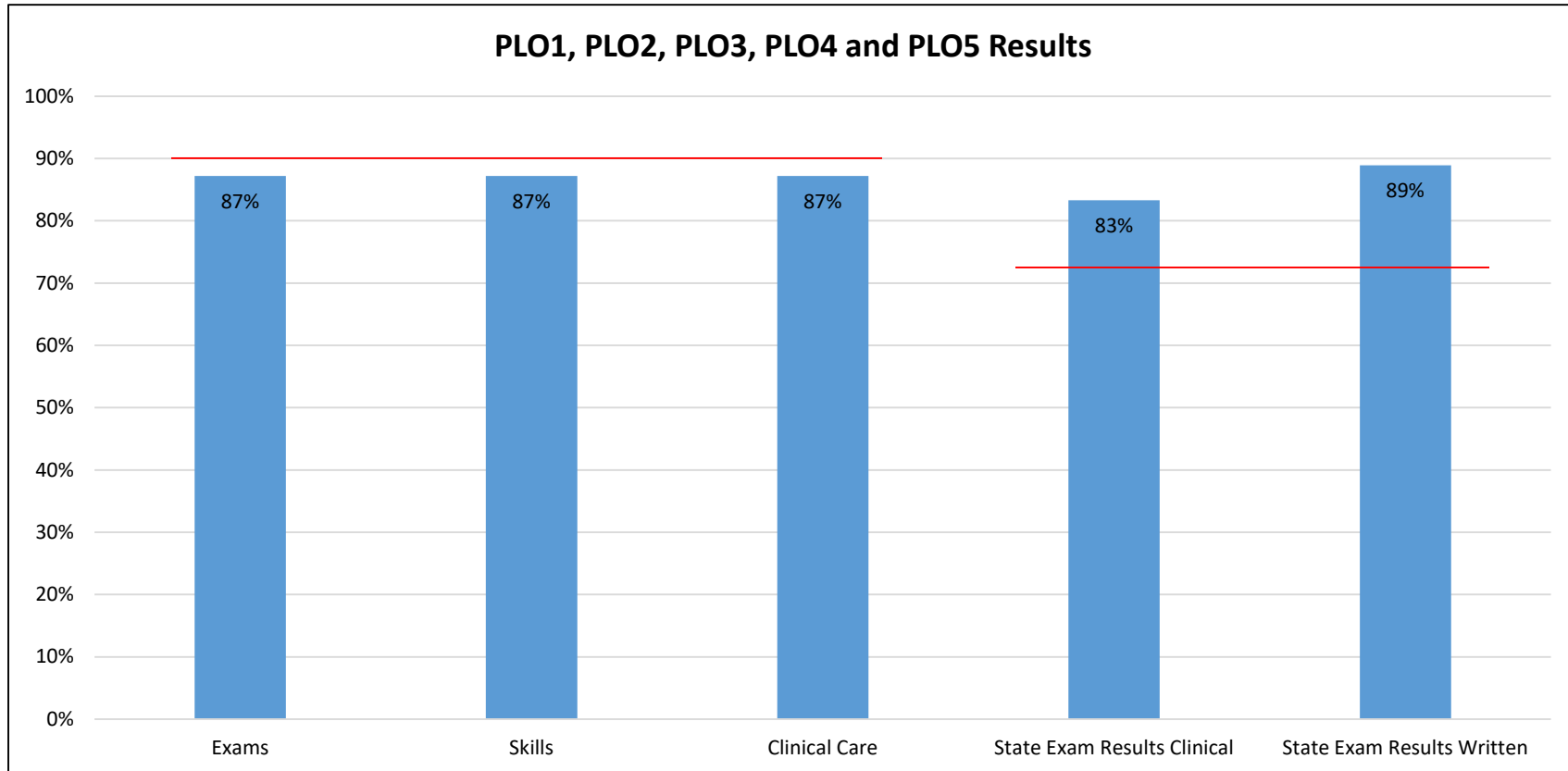
# Program Learning Outcomes

## Nursing Assistant - 1205

The student will be able to:

1. Assist the adult client with activities of daily living and basic care in the long-term care, sub-acute and assisted living facilities under the supervision of a licensed nurse.
2. Demonstrates skills safely and accurately during client care; observing and reporting physical, spiritual, psychosocial needs of the client, and changes in client's status physically, behaviorally, and emotionally.
3. Assist the nurse in planning and implementing care to meet the client's nutrition, hydration, and elimination needs, and identify signs/symptoms, causes of and clients at risk for pressure ulcers.
4. Demonstrate professional behaviors within the role and scope of the nursing assistant.
5. Demonstrate proper usage of equipment/devices.

## 2017-2018 Assessment Results



PLO1: Assist the adult client with activities of daily living and basic care in the long-term care, sub-acute and assisted living facilities under the supervision of a licensed nurse.

PLO3: Assist the nurse in planning and implementing care to meet the client's nutrition, hydration, and elimination needs, and identify signs/symptoms, causes of and clients at risk for pressure ulcers.

PLO5: Demonstrate proper usage of equipment/devices.

PLO2: Demonstrates skills safely and accurately during client care; observing and reporting physical, spiritual, psychosocial needs of the client, and changes in client's status physically, behaviorally, and emotionally.

PLO4: Demonstrate professional behaviors within the role and scope of the nursing assistant.

*Target: 90% of graduates will achieve a minimum of a 78% average score on exams*

*90% of graduates will successfully demonstrate all skill assessments*

*Clinical: 90% of students will pass clinical*

*The annual state examination passing rate will be at or above the state average*

## Assessment Data 2016-2017 and 2017-2018: Programs and Institutional Learning Outcomes

Program	Critical/ Creative Thinking		Communication		Cultural Literacy		Information and Technical Literacy	
	16/17	17/18	16/17	17/18	16/17	17/18	16/17	17/18
<b>6441 - Bachelor of Science in Nursing - BSN</b>	92.11%-100%	98.38%-100%	88.46%-97.14%	98.92%-100%	88.89%-100%	98.92%-100%	90.47%-100%	97.84%-100%
<b>2071 - Nursing (Associate Degree) (Limited Access Program)</b>	62.7%-75.71%	62.7%-75.7%	62.7%-75.71%	62.7%-75.7%	62.7%-75.71%	62.7%-75.7%	62.7%-75.71%	62.7%-75.7%
<b>2271 - Nursing (Transition Into Profession) (Limited Access Program)</b>	62.7%-75.71%	62.7%-75.7%	62.7%-75.71%	62.7%-75.7%	62.7%-75.71%	62.7%-75.7%	62.7%-75.71%	62.7%-75.7%
<b>1205 - Nursing Assistant (Long Term Care)</b>	95%-100%	83.3%-100%	95%-100%	83.3%-100%	95%-100%	83.3%-100%	95%-100%	83.3%-100%
<b>1095 - Practical Nursing (Limited Access Program)</b>	68%-100%	73%-100%	69.9%-100%	69.9%-100%	100%	75.11%-100%	100%	75.11%-100%

## Course Success Rates (1 of 2)

Major	Course	2014-2015		2015-2016		2016-2017		2017-2018	
		Attempted	% Successful	Attempted	% Successful	Attempted	% Successful	Attempted	% Successful
1205 - Nursing Assistant	PRN0090	64	95%	61	95%	62	77%	45	84%
	Major	64	95%	61	95%	62	77%	45	84%
1095- Practical Nursing	BSC0070			116	84%	85	73%	125	66%
	BSC1080	222	82%	50	76%				
	PRN0004C	61	97%	20	80%	32	78%	31	90%
	PRN0004L	61	97%	20	80%				
	PRN0042	50	100%	58	100%				
	PRN0042L	50	100%	58	100%				
	PRN0120C	50	100%	59	98%	17	100%	29	100%
	PRN0120L	50	100%	59	98%				
	PRN0207C	70	91%	48	94%	29	100%	30	87%
	PRN0207L	70	91%	48	94%				
Major	684	92%	536	91%	163	82%	244	80%	
2071 -Nursing (Associate Degree)	NUR1005C	40	90%	47	89%	60	100%	58	93%
	NUR1005L	40	90%	47	89%				
	NUR1010	269	94%	277	94%	236	93%	230	97%
	NUR1020C	235	94%	228	93%	235	92%	230	96%
	NUR1020L	235	94%	228	93%				
	NUR1230C	235	93%	222	88%	232	89%	220	93%
	NUR1230L	235	93%	222	88%				
	NUR1322					90	100%	58	98%

■ Indicates a success rate of 90% or higher  
■ Indicates a success rate between 70% and 89%  
■ Indicates a success rate below 70%

Source: IR Program Assessment Data



## Course Success Rates (2 of 2)

Major	Course	2014-2015		2015-2016		2016-2017		2017-2018	
		Attempted	% Successful	Attempted	% Successful	Attempted	% Successful	Attempted	% Successful
2071 -Nursing (Associate Degree) (Limited Access Program)	NUR1423C	229	98%	212	93%	227	90%	217	96%
	NUR1423L	229	98%	212	93%				
	NUR2731C	266	94%	260	88%	258	94%	288	94%
	NUR2731L	266	94%	260	88%				
	NUR2940C	263	95%	249	89%	616	92%	261	98%
	NUR2940L	263	95%	249	89%				
	Major	2,805	95%	2,713	90%	1,954*	93%	1,562	96%
6441- BSN	NUR3065	65	100%	105	96%	143	97%	101	99%
	NUR3125	105	96%	107	97%	102	94%	103	98%
	NUR3145	99	99%	83	98%	91	97%	91	100%
	NUR3655	105	99%	87	95%	122	94%	96	99%
	NUR3826	80	100%	102	98%	160	98%	99	98%
	NUR3846	102	95%	101	97%	97	99%	99	98%
	NUR4169	96	98%	82	98%	92	98%	97	98%
	NUR4636C	89	99%	76	99%	131	98%	96	99%
	NUR4636L	89	99%	76	99%				
	NUR4827C	39	100%	81	100%	80	100%	93	98%
	NUR4827L	39	100%	81	100%				
	NUR4837	42	100%	85	100%	97	100%	93	100%
	Major	950	98%	1,066	98%	1,115*	97%	965	99%
Department	1,585	81%	4,376	92%	3,294*	93%	2,816*	95%	

■ Indicates a success rate of 90% or higher  
■ Indicates a success rate between 70% and 89%  
■ Indicates a success rate below 70%

\*labs are not included

Source: IR Program Assessment Data

## Course Success Rates by Campus – Multiple Campuses Only

Major, Associated Courses and Instructional Method			2014-2015		2015-2016		2016-2017		2017-2018	
			Attempted	% Successful	Attempted	% Successful	Attempted	% Successful	Attempted	% Successful
1095 - Practical Nursing	BSC0070	Daytona						47	64%	
		New Smyrna					14	71%		
		Course					61	66%		
2071 - Nursing (Associate Degree) (Limited Access Program)	NUR1010	Daytona	115	96%	117	92%	116	94%	113	96%
		Deland	60	88%	58	93%	60	90%	58	95%
		Flagler/Palm Cst	55	98%	55	95%	60	95%	59	98%
		Course	230	94%	230	93%	236	93%	230	97%
	NUR1020C	Daytona	117	96%	115	95%	116	92%	115	97%
		Deland	60	88%	57	88%	59	92%	59	95%
		Flagler/Palm Cst	58	97%	56	95%	60	93%	56	96%
		Course	235	94%	228	93%	235	92%	230	96%
	NUR1230C	Daytona	120	98%	117	85%	119	91%	117	90%
		Deltona	60	92%	60	93%	57	88%	58	97%
		New Smyrna	55	82%	45	87%	56	86%	45	96%
		Course	235	93%	222	88%	232	89%	220	93%
	NUR1423C	Daytona	120	99%	116	94%	119	94%	115	95%
		Deltona	59	98%	58	98%	58	84%	58	97%
		New Smyrna	50	94%	38	82%	50	88%	44	98%
		Course	229	98%	212	93%	227	90%	217	96%
	NUR2731C	Daytona	208	96%	200	88%	199	95%	228	95%
		Deland	58	84%	60	88%	59	90%	60	93%
		Course	266	94%	260	88%	258	94%	288	94%
	NUR2940C	Daytona	148	96%	147	89%	361	96%	153	97%
		Deland	60	97%	48	88%	128	86%	54	100%
		Deltona	55	93%	54	89%	127	87%	54	100%
		Course	263	95%	249	89%	616	92%	488	98%

■ Indicates a success rate of 90% or higher  
■ Indicates a success rate between 70% and 89%  
■ Indicates a success rate below 70%

Online delivery is excluded

Source: IR Program Assessment Data

## Program Success Rates by Campus

Program and Campus	2017-2018	
	# Students Enrolled	Success Rate
<b>1095 - Practical Nursing</b>	<b>180</b>	<b>84%</b>
Daytona	166	86%
New Smyrna Beach	14	71%
<b>1205 - Nursing Assistant</b>	<b>45</b>	<b>84%</b>
Daytona	45	84%
<b>2071 - Nursing (Associate Degree)</b>	<b>1504</b>	<b>96%</b>
Daytona	899	95%
Deltona	170	98%
DeLand	231	96%
Flagler	115	97%
New Smyrna Beach	89	97%
<b>6441 - BSN</b>	<b>488</b>	<b>98%</b>
Daytona	488	98%
<b>Grand Total</b>	<b>2217</b>	<b>95%</b>

■ Indicates a success rate of 90% or higher  
■ Indicates a success rate between 70% and 89%  
■ Indicates a success rate below 70%

*Online delivery is excluded*

Source: IR Program Assessment Data

## Course Success Rates by Instructional Method – Multiple Methods Only (1 of 2)

Major, Associated Courses and Instructional Method			2014-2015		2015-2016		2016-2017		2017-2018	
			Attempted	% Successful	Attempted	% Successful	Attempted	% Successful	Attempted	% Successful
1095- Practical Nursing	BSC0070	Lecture			24	96%	41	63%	29	79%
		Online			71	79%	44	82%	96	63%
		Course			95	84%	85	71%	125	66%
	PRN0042	Lecture	32	100%	29	100%				
		Online	18	100%	29	100%				
		Course	50	100%	58	100%				
	PRN0120	Lecture	32	100%	29	100%				
		Online	18	100%	30	97%				
		Course	50	100%	59	98%				
	PRN0207	Lecture	52	88%	19	95%				
		Online	18	100%	29	93%				
		Course	70	91%	48	94%				
2071 - Nursing (Associate Degree) (Limited Access Program)	NUR1010	Lecture	230	94%	230	93%				
		Online	39	95%	47	98%				
		Course	269	94%	277	94%				
	NUR2940	Hybrid	68	97%	70	100%	119	92%		
		Lecture	195	95%	179	84%	497	92%		
Course	263	95%	249	89%	616	92%				




IM		2014-15	2015-16	2016-2017	2017-2108
DSC	Hybrid	83%	81%	81%	82%
	Lecture	78%	80%	81%	83%
	Online	76%	78%	76%	78%

■ Indicates a success rate of 90% or higher  
■ Indicates a success rate between 70% and 89%  
■ Indicates a success rate below 70%

Source: IR Program Assessment Data

## Course Success Rates by Instructional Method – Multiple Methods Only (2 of 2)

Major, Associated Courses and Instructional Method			2017-2018	
			Attempted	% Successful
6441- BSN	NUR3065	Online	48	100%
		Hybrid	53	98%
		Total	101	99%
	NUR3125	Online	45	98%
		Hybrid	58	98%
		Total	103	98%
	NUR3145	Online	45	100%
		Hybrid	46	100%
		Total	91	100%
	NUR3655	Online	61	100%
		Hybrid	35	97%
		Total	96	99%
	NUR3826	Online	40	100%
		Hybrid	56	95%
		Total	96	97%
	NUR3846	Online	36	97%
		Hybrid	63	98%
		Total	99	98%
	NUR4169	Online	57	96%
		Hybrid	40	100%
Total		97	98%	
NUR4636C	Online	52	98%	
	Hybrid	44	100%	
	Total	96	99%	
NUR4827C	Online	48	98%	
	Hybrid	45	98%	
	Total	93	98%	
NUR4837	Online	45	100%	
	Hybrid	48	100%	
	Total	93	100%	

 Indicates a success rate of 90% or higher  
 Indicates a success rate between 70% and 89%  
 Indicates a success rate below 70%

## Overall Course Success Rates by Instructional Method

Major and Instructional Method		2014-2015		2015-2016		2016-2017		2017-2018		
		Attempted	% Successful	Attempted	% Successful	Attempted	% Successful	Attempted	% Successful	
1205 - Nursing Assistant	Lecture	64	95%	61	95%	62	77%	45	84%	↑
	Major	64	95%	61	95%			45	84%	
1095- Practical Nursing	Lecture	205	93%	121	95%	119	82%	148	91%	↑
	Online	248	86%	209	86%	44	82%	96	63%	
	Major	453	89%	330	89%	163	82%	244	80%	
2071 - Nursing	Hybrid	108	94%	117	96%	119	92%			
	Lab	1,228	95%	1,171	90%					
	Lecture	1,390	95%	1,331	90%	1,685	92%	1,446	96%	↑
	Online	79	92%	94	94%	150	100%	116	96%	
	Major	2,805	95%	2,713	90%	1,954*	93%	1,562*	96%	↑
6441 - BSN	Online							477	99%	
	Hybrid	822	98%	909	98%	1,115	97%	488	98%	↑
	Major	822	98%	909	98%			965	99%	
Total		4,144	95%	4,013	92%	3,294*	93%	2,816*	95%	↑

\*labs are not included

	IM	2014-15	2015-16	2016-2017	2017-2018
DSC	Hybrid	83%	81%	81%	82%
	Lecture	78%	80%	81%	83%
	Online	76%	78%	76%	78%

■ Indicates a success rate of 90% or higher  
■ Indicates a success rate between 70% and 89%  
■ Indicates a success rate below 70%

Source: IR Program Assessment Data

## Course Success Rates by Multiple Session/Sub-session Only (1 of 4)

Major, Associated Courses and Sub-session			2014-2015		2015-2016		2016-2017		2017-2018	
			Attempted	% Successful	Attempted	% Successful	Attempted	% Successful	Attempted	% Successful
1205 - Nursing Assistant	PRN0090	FA Full term	23	96%	18	89%	34	71%	17	71%
		SP Full term	18	94%	22	95%	28	86%	15	87%
		SU Full term	23	96%	21	100%			13	100%
		Course	64	95%	61	95%	62	77%	45	84%
1095- Practical Nursing	BSC0070	FA A term			17	71%				
		FA B term			11	55%	6	67%		
		FA Full term			21	86%	18	44%		
		FA Session			49	73%	24	50%		
	SP A term			22	91%	21	86%			
	SP B term			21	86%	11	82%			
	SP Full term			24	96%	23	78%			
	SP Session			67	91%	55	82%			
	SU Full term					6	83%			
	Course			116	84%	85	73%			
	PRN0004C	FA Full term	34	100%			32	78%		
		SP Full term	27	93%						
		Course	61	97%			32	78%		
	PRN0207C	FA Full term	35	97%	29	93%				
		SP Full term	35	86%	19	95%	29	100%		
		Course	70	91%	48	94%	29	100%		

■ Indicates a success rate of 90% or higher  
■ Indicates a success rate between 70% and 89%  
■ Indicates a success rate below 70%

## Course Success Rates by Multiple Session/Sub-session Only (2 of 4)

Major, Associated Courses and Sub-session			2014-2015		2015-2016		2016-2017		2017-2018	
			Attempted	% Successful	Attempted	% Successful	Attempted	% Successful	Attempted	% Successful
2071 - Nursing	NUR1005C	FA Full term	20	90%	20	100%	30	100%	29	100%
		SP Full term	20	90%	27	81%	30	100%	29	86%
		Course	40	90%	47	89%	60	100%	58	93%
	NUR1010	FA Full term	138	98%	136	95%	118	94%	113	96%
		SP Full term	131	91%	141	93%	118	92%	117	97%
		Course	269	94%	277	94%	236	93%	230	97%
	NUR1020C	FA Full term	120	93%	113	93%	117	93%	114	96%
		SP Full term	115	96%	115	93%	118	92%	116	97%
		Course	235	94%	228	93%	235	92%	230	96%
	NUR1230C	FA Full term	118	92%	106	86%	116	87%	111	95%
		SP Full term	117	94%	116	90%	116	91%	109	91%
		Course	235	93%	222	88%	232	89%	220	93%
	NUR1322	FA Full term					60	100%	29	100%
		SP Full term					30	100%	29	97%
		Course					90	100%	58	98%
	NUR1423C	FA Full term	115	97%	103	93%	112	89%	109	97%
		SP Full term	114	98%	109	93%	115	91%	108	94%
		Course	229	98%	212	93%	227	90%	217	96%
	NUR2731C	FA Full term	135	93%	134	86%	128	97%	146	94%
		SP Full term	131	94%	126	90%	130	91%	142	95%
Course		266	94%	260	88%	258	94%	288	94%	
NUR2940C	FA Full term	134	97%	126	91%	381	90%	121	98%	
	SP Full term	129	94%	123	86%	235	96%	140	99%	
	Course	263	95%	249	89%	616	92%	261	98%	

- Indicates a success rate of 90% or higher
- Indicates a success rate between 70% and 89%
- Indicates a success rate below 70%

Source: IR Program Assessment Data



## Course Success Rates by Multiple Session/Sub-session Only (3 of 4)

Major, Associated Courses and Sub-session		2014-2015		2015-2016		2016-2017		2017-2018			
		Attempted	% Successful	Attempted	% Successful	Attempted	% Successful	Attempted	% Successful		
6441 – BSN	NUR3065	FA B term	36	100%	56	96%	109	95%	53	98%	↑ ↑ ↑ ↑ ↑ ↑ ↑ ↑ ↑ ↑ ↑ ↑ ↑ ↑ ↑ ↑ ↑
		SP B term	29	100%	49	96%	34	100%	48	100%	
		Course	65	100%	105	96%	143	97%	101	99%	
	NUR3125	FA A term	64	98%	59	98%	75	93%	58	98%	
		SP A term	41	93%	48	96%	27	96%	45	98%	
		Course	105	96%	107	97%	102	94%	103	98%	
	NUR3145	FA A term	55	98%	37	97%	44	93%	46	100%	
		SP A term	44	100%	46	98%	47	100%	45	100%	
		Course	99	99%	83	98%	91	97%	91	100%	
	NUR3655	FA A term	44	98%	37	97%	34	91%	35	97%	
		SP A term	61	100%	50	94%	81	95%	55	100%	
		Full term					7	100%	6	100%	
	Course	105	99%	87	95%	122	94%	96	99%		
	NUR3826	FA B term	53	100%	58	98%	126	98%	56	95%	
		SP B term	27	100%	44	98%	34	94%	40	100%	
		Course	80	100%	102	98%	160	98%	96	97%	
	NUR3846	FA A term	63	97%	55	100%	68	99%	63	98%	
		SP A term	39	92%	46	93%	29	100%	36	97%	
Course		102	95%	101	97%	97	99%	99	98%		
NUR4169	FA B term	43	98%	29	97%	39	97%	40	100%		
	SP B term	53	98%	53	98%	53	98%	57	96%		
	Course	96	98%	82	98%	92	98%	97	98%		
NUR4636C	FA B term	41	98%	37	100%	84	100%	44	100%		
	SP B term	48	100%	39	97%	47	96%	52	98%		
	Course	89	99%	76	99%	131	98%	96	99%		

Indicates a success rate of 90% or higher  
 Indicates a success rate between 70% and 89%  
 Indicates a success rate below 70%

Source: IR Program Assessment Data

## Course Success Rates by Multiple Session/Sub-session Only (4 of 4)

Major, Associated Courses and Sub-session		2014-2015		2015-2016		2016-2017		2017-2018	
		Attempted	% Successful	Attempted	% Successful	Attempted	% Successful	Attempted	% Successful
6441 – BSN	NUR4827C	FA B term			41	100%	45	98%	
		SP B term			39	100%	48	98%	
		Course			80	100%	93	98%	
	NUR4837	FA A term			43	100%	48	100%	
		SP A term			54	100%	45	100%	
		Course			97	100%	93	100%	
	Total				1,115	97%	965	99%	

■ Indicates a success rate of 90% or higher  
■ Indicates a success rate between 70% and 89%  
■ Indicates a success rate below 70%

Source: IR Program Assessment Data

## Overall Course Success Rates by Session/Sub-session

Major or Dept. and Sub-session			2014-2015		2015-2016		2016-2017		2017-2018	
			Attempted	% Successful	Attempted	% Successful	Attempted	% Successful	Attempted	% Successful
1205 - Nursing Assistant (Long Term Care)	FA	Full term	23	96%	18	89%	34	71%	17	71%
	SP	Full term	18	94%	22	95%	28	86%	15	87%
	SU	Full term	23	96%	21	100%			13	100%
	Major		64	95%	61	95%	62	77%	45	84%
1095- Practical Nursing	FA	A term	28	71%	17	71%			16	56%
		B term	26	69%	11	55%	6	67%	16	50%
		Full term	98	95%	119	87%	50	66%	45	84%
		Session	152	86%	147	83%	56	66%	77	71%
	SP	A term	27	85%	22	91%	21	86%	19	74%
		B term	32	78%	21	86%	11	82%	21	67%
		Full term	88	86%	62	95%	52	90%	45	87%
		Session	147	84%	105	92%	84	88%	85	79%
	SU	Full term	154	97%	284	95%	23	96%	82	89%
	Major		453	89%	536	91%	163	82%	244	80%
2071 - Nursing	FA	Full term	780	95%	1,340*	91%	1,062	92%	772	96%
	SP	Full term	757	94%	1,373*	90%	892	93%	790	95%
	Major		1,537	95%	2,713*	90%	1,954	93%	1,562	96%
6441 - BSN	FA	A term	226	98%	237	99%	264	95%	250	99%
		B term	173	99%	315	99%	399	98%	238	98%
		Session	399	98%	552	99%	663	97%	488	98%
	SP	A term	227	97%	226	96%	238	98%	226	99%
		B term	196	99%	288	98%	207	98%	245	98%
		Full term					7	100%	6	100%
		Session	423	98%	514	97%	452	98%	477	99%
Major		822	98%	1066	98%	1,115	97%	965	99%	
Total			2,876	95%	4,376*	92%	3,294	93%	2,816	95%

\*Including labs

Indicates a success rate of 90% or higher  
 Indicates a success rate between 70% and 89%  
 Indicates a success rate below 70%

Source: IR Program Assessment Data

## Overall Success Rates by Course, IM, Session/Sub-session (1 of 3)

Program, Course, Modality, Session and Sub-session	2017-2018	
	# Student Enrolled	Success Rate
<b>1095 - Practical Nursing</b>	<b>244</b>	<b>80%</b>
BSC0070	125	66%
Online	96	63%
Summer	24	63%
Fall	32	53%
A term	16	56%
B term	16	50%
Spring	40	70%
A term	19	74%
B term	21	67%
Lecture	29	79%
Fall	14	71%
Full term	14	71%
Spring	15	87%
Full term	15	87%
PRN0004C	31	90%
Lecture	31	90%
Fall	31	90%
Full term	31	90%
PRN0042C	29	100%
Lecture	29	100%
Summer	29	100%
PRN0120C	29	100%
Lecture	29	100%
Summer	29	100%
PRN0207C	30	87%
Lecture	30	87%
Spring	30	87%
Full term	30	87%

■ Indicates a success rate of 90% or higher  
■ Indicates a success rate between 70% and 89%  
■ Indicates a success rate below 70%

Program, Course, Modality, Session and Sub-session	2017-2018	
	# Student Enrolled	Success Rate
<b>1205 - Nursing Assistant</b>	<b>45</b>	<b>84%</b>
PRN0090	45	84%
Lecture	45	84%
Summer	13	100%
Fall	17	71%
Spring	15	87%
<b>2071 - Nursing (Associate Degree)</b>	<b>1,562</b>	<b>96%</b>
NUR1005C	58	93%
Online	58	93%
Fall	29	100%
Full term	29	100%
Spring	29	86%
Full term	29	86%
NUR1010	230	97%
Lecture	230	97%
Fall	113	96%
Full term	113	96%
Spring	117	97%
Full term	117	97%
NUR1020C	230	96%
Lecture	230	96%
Fall	114	96%
Full term	114	96%
Spring	116	97%
Full term	116	97%
NUR1230C	220	93%
Lecture	220	93%
Fall	111	95%
Full term	111	95%
Spring	109	91%
Full term	109	91%

Program, Course, Modality, Session and Sub-session	2017-2018	
	# Student Enrolled	Success Rate
<b>2071 - Nursing (Associate Degree)</b>	<b>1,562</b>	<b>96%</b>
<b>NUR1322</b>	<b>58</b>	<b>98%</b>
<b>Online</b>	<b>58</b>	<b>98%</b>
<b>Fall</b>	<b>29</b>	<b>100%</b>
<b>Full term</b>	<b>29</b>	<b>100%</b>
<b>Spring</b>	<b>29</b>	<b>97%</b>
<b>Full term</b>	<b>29</b>	<b>97%</b>
<b>NUR1423C</b>	<b>217</b>	<b>96%</b>
<b>Lecture</b>	<b>217</b>	<b>96%</b>
<b>Fall</b>	<b>109</b>	<b>97%</b>
<b>Full term</b>	<b>109</b>	<b>97%</b>
<b>Spring</b>	<b>108</b>	<b>94%</b>
<b>Full term</b>	<b>108</b>	<b>94%</b>
<b>NUR2731C</b>	<b>288</b>	<b>94%</b>
<b>Lecture</b>	<b>288</b>	<b>94%</b>
<b>Fall</b>	<b>146</b>	<b>94%</b>
<b>Full term</b>	<b>146</b>	<b>94%</b>
<b>Spring</b>	<b>142</b>	<b>95%</b>
<b>Full term</b>	<b>142</b>	<b>95%</b>
<b>NUR2940C</b>	<b>261</b>	<b>98%</b>
<b>Lecture</b>	<b>261</b>	<b>98%</b>
<b>Fall</b>	<b>121</b>	<b>98%</b>
<b>Full term</b>	<b>121</b>	<b>98%</b>
<b>Spring</b>	<b>140</b>	<b>99%</b>
<b>Full term</b>	<b>140</b>	<b>99%</b>

Indicates a success rate of 90% or higher  
 Indicates a success rate between 70% and 89%  
 Indicates a success rate below 70%

Source: IR Program Assessment Data

Program, Course, Modality, Session and Sub-session	2017-2018	
	# Student Enrolled	Success Rate
<b>6441 - BSN</b>	<b>965</b>	<b>99%</b>
<b>NUR3065</b>	<b>101</b>	<b>99%</b>
<b>Online</b>	<b>48</b>	<b>100%</b>
<b>Spring</b>	<b>48</b>	<b>100%</b>
<b>B term</b>	<b>48</b>	<b>100%</b>
<b>Hybrid</b>	<b>53</b>	<b>98%</b>
<b>Fall</b>	<b>53</b>	<b>98%</b>
<b>B term</b>	<b>53</b>	<b>98%</b>
<b>NUR3125</b>	<b>103</b>	<b>98%</b>
<b>Online</b>	<b>45</b>	<b>98%</b>
<b>Spring</b>	<b>45</b>	<b>98%</b>
<b>A term</b>	<b>45</b>	<b>98%</b>
<b>Hybrid</b>	<b>58</b>	<b>98%</b>
<b>Fall</b>	<b>58</b>	<b>98%</b>
<b>A term</b>	<b>58</b>	<b>98%</b>
<b>NUR3145</b>	<b>91</b>	<b>100%</b>
<b>Online</b>	<b>45</b>	<b>100%</b>
<b>Spring</b>	<b>45</b>	<b>100%</b>
<b>A term</b>	<b>45</b>	<b>100%</b>
<b>Hybrid</b>	<b>46</b>	<b>100%</b>
<b>Fall</b>	<b>46</b>	<b>100%</b>
<b>A term</b>	<b>46</b>	<b>100%</b>
<b>NUR3655</b>	<b>96</b>	<b>99%</b>
<b>Online</b>	<b>61</b>	<b>100%</b>
<b>Spring</b>	<b>61</b>	<b>100%</b>
<b>DYN</b>	<b>6</b>	<b>100%</b>
<b>A term</b>	<b>55</b>	<b>100%</b>
<b>Hybrid</b>	<b>35</b>	<b>97%</b>
<b>Fall</b>	<b>35</b>	<b>97%</b>
<b>A term</b>	<b>35</b>	<b>97%</b>

# Overall Success Rates by Course, IM, Session/Sub-session (3 of 3) 30

Program, Course, Modality, Session and Sub-session	2017-2018	
	# Student Enrolled	Success Rate
<b>6441 - BSN</b>	<b>965</b>	<b>99%</b>
<b>NUR3826</b>	<b>96</b>	<b>97%</b>
<b>Online</b>	<b>40</b>	<b>100%</b>
<b>Spring</b>	<b>40</b>	<b>100%</b>
<b>B term</b>	<b>40</b>	<b>100%</b>
<b>Hybrid</b>	<b>56</b>	<b>95%</b>
<b>Fall</b>	<b>56</b>	<b>95%</b>
<b>B term</b>	<b>56</b>	<b>95%</b>
<b>NUR3846</b>	<b>99</b>	<b>98%</b>
<b>Online</b>	<b>36</b>	<b>97%</b>
<b>Spring</b>	<b>36</b>	<b>97%</b>
<b>A term</b>	<b>36</b>	<b>97%</b>
<b>Hybrid</b>	<b>63</b>	<b>98%</b>
<b>Fall</b>	<b>63</b>	<b>98%</b>
<b>A term</b>	<b>63</b>	<b>98%</b>
<b>NUR4169</b>	<b>97</b>	<b>98%</b>
<b>Online</b>	<b>57</b>	<b>96%</b>
<b>Spring</b>	<b>57</b>	<b>96%</b>
<b>B term</b>	<b>57</b>	<b>96%</b>
<b>Hybrid</b>	<b>40</b>	<b>100%</b>
<b>Fall</b>	<b>40</b>	<b>100%</b>
<b>B term</b>	<b>40</b>	<b>100%</b>
<b>NUR4636C</b>	<b>96</b>	<b>99%</b>
<b>Online</b>	<b>52</b>	<b>98%</b>
<b>Spring</b>	<b>52</b>	<b>98%</b>
<b>B term</b>	<b>52</b>	<b>98%</b>
<b>Hybrid</b>	<b>44</b>	<b>100%</b>
<b>Fall</b>	<b>44</b>	<b>100%</b>
<b>B term</b>	<b>44</b>	<b>100%</b>

Program, Course, Modality, Session and Sub-session	2017-2018	
	# Student Enrolled	Success Rate
<b>6441 - BSN</b>	<b>965</b>	<b>99%</b>
<b>NUR4827C</b>	<b>93</b>	<b>98%</b>
<b>Online</b>	<b>48</b>	<b>98%</b>
<b>Spring</b>	<b>48</b>	<b>98%</b>
<b>B term</b>	<b>48</b>	<b>98%</b>
<b>Hybrid</b>	<b>45</b>	<b>98%</b>
<b>Fall</b>	<b>45</b>	<b>98%</b>
<b>B term</b>	<b>45</b>	<b>98%</b>
<b>NUR4837</b>	<b>93</b>	<b>100%</b>
<b>Online</b>	<b>45</b>	<b>100%</b>
<b>Spring</b>	<b>45</b>	<b>100%</b>
<b>A term</b>	<b>45</b>	<b>100%</b>
<b>Hybrid</b>	<b>48</b>	<b>100%</b>
<b>Fall</b>	<b>48</b>	<b>100%</b>
<b>A term</b>	<b>48</b>	<b>100%</b>
<b>Grand Total</b>	<b>2816</b>	<b>95%</b>

■ Indicates a success rate of 90% or higher  
■ Indicates a success rate between 70% and 89%  
■ Indicates a success rate below 70%

## Course Success Rates by Race/Ethnicity (1 of 3)

Program, Course, Race/Ethnicity	2017-2018	
	# Student Enrolled	Success Rate
<b>1095 - Practical Nursing</b>	242	80%
<b>BSC0070</b>	123	66%
Asian	1	100%
Black	34	71%
Hispanic	26	73%
Two or More Races	3	33%
White	59	61%
<b>PRN0004C</b>	31	90%
Asian	1	100%
Black	8	88%
Hispanic	7	100%
Two or More Races	1	100%
White	14	86%
<b>PRN0042C</b>	29	100%
Asian	4	100%
Black	3	100%
Hispanic	4	100%
White	18	100%
<b>PRN0120C</b>	29	100%
Asian	4	100%
Black	3	100%
Hispanic	4	100%
White	18	100%
<b>PRN0207C</b>	30	87%
Asian	1	100%
Black	7	86%
Hispanic	7	100%
Two or More Races	2	100%
White	13	77%

Program, Course, Race/Ethnicity	2017-2018	
	# Student Enrolled	Success Rate
<b>1205 - Nursing Assistant</b>	44	84%
<b>PRN0090</b>	44	84%
Black	6	50%
Hispanic	10	100%
Two or More Races	2	100%
White	26	85%
<b>2071 - Nursing (Associate Degree)</b>	1535	96%
<b>NUR1005C</b>	57	93%
Asian	1	100%
Black	8	100%
Hispanic	3	100%
Two or More Races	2	100%
White	43	91%
<b>NUR1010</b>	227	96%
Am. Ind	1	100%
Asian	3	100%
Black	25	100%
Hispanic	35	97%
Two or More Races	4	100%
White	159	96%
<b>NUR1020C</b>	227	96%
Am. Ind	1	100%
Asian	3	100%
Black	26	96%
Hispanic	35	97%
Two or More Races	4	100%
White	158	96%

■ Indicates a success rate of 90% or higher  
■ Indicates a success rate between 70% and 89%  
■ Indicates a success rate below 70%

# Course Success Rates by Race/Ethnicity (2 of 3)

Program, Course, Race/Ethnicity	2017-2018	
	# Student Enrolled	Success Rate
<b>2071 - Nursing (Associate Degree)</b>	<b>1535</b>	<b>96%</b>
<b>NUR1230C</b>	<b>215</b>	<b>93%</b>
Am. Ind	2	100%
Asian	1	100%
Black	21	81%
Hispanic	34	97%
Two or More Races	4	100%
White	153	93%
<b>NUR1322</b>	<b>57</b>	<b>98%</b>
Asian	1	100%
Black	8	100%
Hispanic	3	100%
Two or More Races	2	100%
White	43	98%
<b>NUR1423C</b>	<b>212</b>	<b>96%</b>
Am. Ind	2	100%
Asian	1	100%
Black	21	90%
Hispanic	35	100%
Two or More Races	4	100%
White	149	95%
<b>NUR2731C</b>	<b>282</b>	<b>94%</b>
Am. Ind	1	0%
Asian	4	75%
Black	26	96%
Hispanic	41	95%
Two or More Races	7	100%
White	203	95%
<b>NUR2940C</b>	<b>258</b>	<b>98%</b>
Am. Ind	1	100%
Asian	5	100%
Black	30	97%
Hispanic	37	100%
Two or More Races	5	100%
White	180	98%

Program, Course, Race/Ethnicity	2017-2018	
	# Student Enrolled	Success Rate
<b>6441 - BSN</b>	<b>947</b>	<b>99%</b>
<b>NUR3065</b>	<b>98</b>	<b>99%</b>
Asian	3	100%
Black	19	95%
Hispanic	18	100%
Two or More Races	2	100%
White	56	100%
<b>NUR3125</b>	<b>101</b>	<b>98%</b>
Asian	3	100%
Black	16	94%
Hispanic	21	100%
Two or More Races	2	100%
White	59	98%
<b>NUR3145</b>	<b>90</b>	<b>100%</b>
Asian	5	100%
Black	18	100%
Hispanic	11	100%
Two or More Races	3	100%
White	53	100%
<b>NUR3655</b>	<b>94</b>	<b>99%</b>
Asian	4	100%
Black	19	100%
Hispanic	11	100%
Two or More Races	3	100%
White	57	98%
<b>NUR3826</b>	<b>92</b>	<b>98%</b>
Asian	2	100%
Black	19	95%
Hispanic	13	100%
Two or More Races	2	100%
White	56	98%
<b>NUR3846</b>	<b>96</b>	<b>98%</b>
Asian	2	100%
Black	17	88%
Hispanic	17	100%
Two or More Races	2	100%
White	58	100%

Indicates a success rate of 90% or higher  
 Indicates a success rate between 70% and 89%  
 Indicates a success rate below 70%



## Course Success Rates by Race/Ethnicity (3 of 3)

Program, Course, Race/Ethnicity	2017-2018	
	# Student Enrolled	Success Rate
<b>6441 - BSN</b>	<b>947</b>	<b>99%</b>
<b>NUR4169</b>	<b>95</b>	<b>98%</b>
Asian	5	100%
Black	21	95%
Hispanic	10	100%
Two or More Races	3	100%
White	56	98%
<b>NUR4636C</b>	<b>95</b>	<b>99%</b>
Asian	6	100%
Black	16	100%
Hispanic	11	100%
Two or More Races	3	100%
White	59	98%
<b>NUR4827C</b>	<b>93</b>	<b>98%</b>
Asian	7	100%
Black	11	100%
Hawaii/Pac	1	100%
Hispanic	11	100%
Two or More Races	2	100%
White	61	97%
<b>NUR4837</b>	<b>93</b>	<b>100%</b>
Asian	7	100%
Black	14	100%
Hawaii/Pac	1	100%
Hispanic	11	100%
Two or More Races	2	100%
White	58	100%
<b>Grand Total</b>	<b>2768</b>	<b>95%</b>

■ Indicates a success rate of 90% or higher  
■ Indicates a success rate between 70% and 89%  
■ Indicates a success rate below 70%

## Program Success Rates by Race/Ethnicity

Program and Race/Ethnicity	2017-2018	
	# Student Enrolled	Success Rate
<b>1095 - Practical Nursing</b>	<b>242</b>	<b>80%</b>
Asian	11	100%
Black	55	78%
Hispanic	48	85%
Two or More Races	6	67%
White	122	77%
<b>1205 - Nursing Assistant</b>	<b>44</b>	<b>84%</b>
Black	6	50%
Hispanic	10	100%
Two or More Races	2	100%
White	26	85%
<b>2071 - Nursing (Associate Degree)</b>	<b>1535</b>	<b>96%</b>
Am. Ind	8	88%
Asian	19	95%
Black	165	95%
Hispanic	223	98%
Two or More Races	32	100%
White	1088	95%
<b>6441 - BSN</b>	<b>947</b>	<b>99%</b>
Asian	44	100%
Black	170	96%
Hawaii/Pac	2	100%
Hispanic	134	100%
Two or More Races	24	100%
White	573	99%
<b>Grand Total</b>	<b>2768</b>	<b>95%</b>

■ Indicates a success rate of 90% or higher  
■ Indicates a success rate between 70% and 89%  
■ Indicates a success rate below 70%

## Grade Distribution (1 of 4)

Major and Associated Courses		2017-2018							
		A	B	C	D	F	FN	W	W1
<b>1095- Practical Nursing</b>	Summer 2017	25(30.4%)	36(43.9%)	12(14.6%)	2(2.5%)	2(2.5%)	0(0%)	5(6.1%)	0(0%)
	BSC0070	7	6	2	2	2	0	5	0
	PRN0042C	8	16	5	0	0	0	0	0
	PRN0120C	10	14	5	0	0	0	0	0
	Fall 2017	22(28.6%)	29(37.7%)	4(5.1%)	2(2.6%)	3(3.9%)	0(0%)	14(18.2%)	3(3.9%)
	BSC0070	14	11	2	2	3	0	11	3
	PRN0004C	8	18	2	0	0	0	3	0
	Spring 2018	25(29.4%)	28(32.8%)	14(16.4%)	2(2.4%)	2(2.4%)	2(2.4%)	6(7.1%)	6(7.1%)
	BSC0070	20	16	5	1	2	2	4	5
	PRN0207C	5	12	9	1	0	0	2	1
	Major	72(29.5%)	93(38.1%)	30(12.3%)	6(2.5%)	7(2.9%)	2(0.8%)	25(10.2%)	9(3.7%)

## Grade Distribution (2 of 4)

Major and Associated Courses		2017-2018							
		A	B	C	D	F	FN	W	W1
1205 - Nursing Assistant (Long Term Care)	Summer 2017	9(69.2%)	2(15.4%)	2(15.4%)	0(0%)	0(0%)	0(0%)	0(0%)	0(0%)
	PRN0090	9	2	2	0	0	0	0	0
	Fall 2017	7(41.2%)	5(29.4%)	0(0%)	0(0%)	4(23.5%)	0(0%)	1(5.9%)	0(0%)
	PRN0090	7	5	0	0	4	0	1	0
	Spring 2018	11(73.4%)	2(13.3%)	0(0%)	0(0%)	2(13.3%)	0(0%)	0(0%)	0(0%)
	PRN0090	11	2	0	0	2	0	0	0
Major		27(60%)	9(20%)	2(4.4%)	0(0%)	6(13.3%)	0(0%)	1(2.2%)	0(0%)

## Grade Distribution (3 of 4)

Major and Associated Courses		2017-2018							
		A	B	C	D	F	FN	W	W1
2071 - Nursing- Associate Degree	Fall 2017	59(7.6%)	563(72.9%)	120(15.5%)	17(2.2%)	4(0.6%)	0(0%)	8(1%)	1(0.2%)
	NUR1005C	6	21	2	0	0	0	0	0
	NUR1010	2	81	25	2	2	0	1	0
	NUR1020C	13	92	4	2	2	0	1	0
	NUR1230C	1	81	23	5	0	0	1	0
	NUR1322	19	6	4	0	0	0	0	0
	NUR1423C	11	88	7	2	0	0	1	0
	NUR2731C	2	83	52	6	0	0	2	1
	NUR2940C	5	111	3	0	0	0	2	0
	Spring 2018	88(11.1%)	520(65.8%)	145(18.4%)	21(2.7%)	1(0.1%)	0(0%)	10(1.3%)	5(0.6%)
	NUR1005C	2	23	0	3	0	0	0	1
	NUR1010	12	75	27	0	0	0	2	1
	NUR1020C	7	86	19	1	0	0	2	1
	NUR1230C	5	78	16	8	0	0	2	0
	NUR1322	24	3	1	0	0	0	0	1
	NUR1423C	18	80	4	4	0	0	1	1
	NUR2731C	0	61	74	5	1	0	1	0
NUR2940C	20	114	4	0	0	0	2	0	
<b>Major</b>		<b>147(9.4%)</b>	<b>1,083(69.3%)</b>	<b>265(17%)</b>	<b>38(2.4%)</b>	<b>5(0.3%)</b>	<b>0(0%)</b>	<b>18(1.2%)</b>	<b>6(0.4%)</b>

## Grade Distribution (4 of 4)

Major and Associated Courses		2017-2018							
		A	B	C	D	F	FN	W	W1
6441- BSN	Fall 2017	424(86.9%)	48(9.8%)	8(1.6%)	3(0.7%)	2(0.4%)	1(0.2%)	2(0.4%)	0(0%)
	NUR3065	45	6	1	1	0	0	0	0
	NUR3125	56	1	0	0	0	0	1	0
	NUR3145	42	3	1	0	0	0	0	0
	NUR3655	32	2	0	1	0	0	0	0
	NUR3826	50	2	1	1	2	0	0	0
	NUR3846	56	4	2	0	0	1	0	0
	NUR4169	31	8	1	0	0	0	0	0
	NUR4636C	38	6	0	0	0	0	0	0
	NUR4827C	38	6	0	0	0	0	1	0
	NUR4837	36	10	2	0	0	0	0	0
	Spring 2018	446(93.6%)	22(4.6%)	3(0.6%)	2(0.4%)	0(0%)	0(0%)	3(0.6%)	1(0.2%)
	NUR3065	46	1	1	0	0	0	0	0
	NUR3125	43	1	0	0	0	0	1	0
	NUR3145	42	3	0	0	0	0	0	0
	NUR3655	57	4	0	0	0	0	0	0
	NUR3826	37	2	1	0	0	0	0	0
	NUR3846	34	1	0	0	0	0	1	0
	NUR4169	53	2	0	0	0	0	1	1
	NUR4636C	47	3	1	1	0	0	0	0
NUR4827C	44	3	0	1	0	0	0	0	
NUR4837	43	2	0	0	0	0	0	0	
Major		870(90.2%)	70(7.3%)	11(1.1%)	5(0.5%)	2(0.2%)	1(0.1%)	5(0.5%)	1(0.1%)

## Average Class Size by Course (1 of 2)

Major and Associated Courses		2014-2015		2015-2016		2016-2017		2017-2018	
		Sections	Avg. Size	Sections	Avg. Size	Sections	Avg. Size	Sections	Avg. Size
1205 - Nursing Assistant	PRN0090	3	21	3	20	4	16	3	15
	Major	3	21	3	20	4	16	3	15
1095- Practical Nursing	BSC0070			6	19	6	14	8	16
	BSC1080	8	28	2	25				
	PRN0004C	2	31	1	20	1	32	1	31
	PRN0042	2	25	2	29			1	29
	PRN0120	2	25	2	30	1	17	1	29
	PRN0207C	3	23	2	24	1	29	1	30
	Major	17	27	15	23	9	18	12	20
2071 - Nursing- Associate Degree	NUR1005C	2	20	2	24	2	30	2	29
	NUR1010	10	27	10	28	8	30	8	29
	NUR1020C	8	29	8	29	8	29	8	29
	NUR1230C	8	29	8	28	8	29	8	28
	NUR1322					2	45	2	29
	NUR1423C	8	29	8	27	8	28	8	27
	NUR2731C	8	33	9	29	10	26	10	29
	NUR2940C	8	33	8	31	19	32	9	29
	Major	52	30	58	27	65	30	55	28

To prevent data from skewing, the following instructional methods are excluded: Labs associated with lectures, Private/Performance, Clinicals, Co-op, DIS, Field trips and Internships.

Source: IR Program Assessment Data

## Average Class Size by Course (2 of 2)

Major and Associated Courses		2014-2015		2015-2016		2016-2017		2017-2018	
		Sections	Avg. Size	Sections	Avg. Size	Sections	Avg. Size	Sections	Avg. Size
6441- BSN	NUR3065	3	22	5	21	5	29	4	25
	NUR3125	5	21	4	27	4	26	4	26
	NUR3145	4	25	4	21	4	23	4	23
	NUR3655	5	21	4	22	6	20	5	19
	NUR3826	3	27	5	20	4	40	4	24
	NUR3846	5	20	4	25	4	24	5	20
	NUR4169	4	24	3	27	5	18	4	24
	NUR4636C	4	22	4	19	4	33	4	24
	NUR4827C	2	20	3	27	4	20	4	23
	NUR4837	2	21	4	21	5	19	4	23
	Major	37	22	40	23	45	25	42	23
Total	109	26	116	25	123	27	112	25	

To prevent data from skewing, the following instructional methods are excluded: Labs associated with lectures, Private/Performance, Clinicals, Co-op, DIS, Field trips and Internships.

Source: IR Program Assessment Data



## Average Class Size by Instructional Method- Multiple Methods Only (1 of 2)

Major, Associated Courses and Instructional Method			2014-2015		2015-2016		2016-2017		2017-2018	
			Sections	Avg. Size	Sections	Avg. Size	Sections	Avg. Size	Sections	Avg. Size
1095 Practical Nursing	BSC0070	Lecture			1	24	2	21	2	15
		Online			4	18	4	11	6	16
		Course			5	21	6	14	8	16
	PRN0042	Lecture	1	32	1	29				
		Online	1	18	1	29				
		Course	2	25	2	29				
	PRN0120	Lecture	1	32	1	29				
		Online	1	18	1	30				
		Course	2	25	2	30				
	PRN0207	Lecture	2	26	1	19				
		Online	1	18	1	29				
		Course	3	23	2	24				
2071 Nursing- Associate Degree	NUR1010	Lecture	8	29	8	29				
		Online	2	20	2	24				
		Course	10	27	10	28				
	NUR2940C	Hybrid	2	34	2	35	3	40		
		Lecture	6	33	6	30	16	31		

## Average Class Size by Instructional Method- Multiple Methods Only (2 of 2)

Major, Associated Courses and Instructional Method			2017-2018	
			Sections	Avg. Size
	NUR3065	Online	2	24
		Hybrid	2	27
	NUR3125	Online	2	23
		Hybrid	2	29
	NUR3145	Online	2	23
		Hybrid	2	23
	NUR3655	Online	3	20
		Hybrid	2	18
	NUR3826	Online	2	20
		Hybrid	2	28
	NUR3846	Online	2	18
		Hybrid	3	21
	NUR4169	Online	2	29
		Hybrid	2	20
	NUR4636C	Online	2	26
		Hybrid	2	22
	NUR4827C	Online	2	24
		Hybrid	2	23
	NUR4837	Online	2	23
		Hybrid	2	24

To prevent data from skewing, the following instructional methods are excluded: Labs associated with lectures, Private/Performance, Clinicals, Co-op, DIS, Field trips and Internships.

Source: IR Program Assessment Data

## Overall Average Class Size by Instructional Method

Major or Dept. and Instructional Method		2014-2015		2015-2016		2016-2017		2017-2018	
		Sections	Avg. Size	Sections	Avg. Size	Sections	Avg. Size	Sections	Avg. Size
1205 - Nursing Assistant (Long Term Care)	Lecture	3	21	3	20	4	16	3	15
	Major	3	21	3	20	4	16	3	15
1095 - Practical Nursing (Limited Access Program)	Lecture	7	29	5	24	5	24	6	25
	Online	10	25	9	23	4	11	6	16
	Major	17	27	14	23	9	18	12	20
2071 -Nursing (Associate Degree) (Limited Access Program)	Hybrid	2	34	7	17	3	40		
	Lecture	46	30	47	28	58	29	51	28
	Online	4	20	4	24	4	38	4	29
	Major	52	30	58	27	65	30	55	28
6441 - Bachelor of Science in Nursing - BSN	Hybrid	37	22	40	23	45	25	21	23
	Online							21	23
	Major	37	22	40	23	45	25	42	23
<b>Total</b>		<b>109</b>	<b>26</b>	<b>116</b>	<b>25</b>	<b>123</b>	<b>27</b>	<b>112</b>	<b>25</b>

### College Total

Instructional Method	2014-2015	2015-2016	2016-2017	2017-2018
	Avg. Size	Avg. Size	Avg. Size	Avg. Size
Hybrid	22	21	23	22
Lecture	23	22	21	21
Online	30	30	30	29

## Average Class Size by Campus – Multiple Campus Only

Major, Course and Campus			2017-2018	
			Sections	Avg. Size
1095 - Practical Nursing (Limited Access Program)	BSC0070	Daytona	3	16
		New Smyrna	1	14
2071 -Nursing (Associate Degree) (Limited Access Program)	NUR1010	Daytona	4	28
		DeLand	2	29
		Flagler	2	30
	NUR1020C	Daytona	4	29
		DeLand	2	30
		Flagler	2	28
	NUR1230C	Daytona	4	29
		Deltona	2	29
		New Smyrna	2	23
	NUR1423C	Daytona	4	29
		Deltona	2	29
		New Smyrna	2	22
	NUR2731C	Daytona	8	29
		DeLand	2	30
	NUR2940C	Daytona	5	31
		Deltona	2	27
DeLand		2	27	

*Online excluded*

## Overall Average Class Size by Campus

Major, Course and Campus		2017-2018	
		Sections	Avg. Size
1095 - Practical Nursing (Limited Access Program)	Daytona	7	24
	New Smyrna	1	14
	Online	4	16
1205 – Nursing Assistant	Daytona	3	15
2071 -Nursing (Associate Degree) (Limited Access Program)	Daytona	31	29
	Deltona	6	28
	DeLand	8	29
	Flagler	4	29
	New Smyrna	4	22
	Online	2	29
6441 - BSN	Daytona	21	23
	Online	21	23

## Licensing Exam

	2008/09	2009/10	2010/11	2011/12	2012/13	2013/14	2014/15	2015/16	2016/17
<b>Practical Nursing</b>	85.9%	96.8%	98.5%	94.2%	95.3%	92%	95%	93.9%	92.7%
<b>Nursing</b>	86%	89.7%	94.7%	92.3%	90.7%	86%	83.5%	85.5%	88.7%

*Source: Daytona State Department Chairs are solicited for this data.*

## Performance Funding - Graduation Rates

Major	Fall Cohort Year	# in Cohort	150% Graduates	150% Graduation Rate	200% Graduates	200% Graduation Rate
1095- Practical Nursing	2014	28	26	92.9%	26	92.9%
	2015	20	15	75.0%	15	75.0%
	2016 – 200% in progress	31	24	77.4%	24	77.4%
	2017 – in progress	31	24	77.4%	24	77.4%
2071- Nursing (AS Degree)	2012	122	89	73%	95	77.9%
	2013	111	99	89.2%	99	89.2%
	2014 – 200% in progress	93	75	80.6%	77	82.8%
	2015 – In progress	127	109	85.8%	109	85.8%
2271- Nursing (Transition)	2012	2	1	50%	1	50%
	2013	26	17	65.4%	17	65.4%
	2014 – 200% in progress	28	21	75%	21	75%
	2015 – In progress	19	17	89.5%	17	89.5%
6441- BSN	2014 – 200% in progress	60	42	70%	49	81.7%
	2015 – In progress	64	48	75%	48	75%

1205- Nursing Assistant is not included since it is one semester long

College average (150%- 58.3%, 200%- 66.1%)

Fall terms include prior Summer term enrollment in major.

Graduation within 200% time includes graduates within 150% time.

Source: IR Program Assessment Data

Major	Fall Cohort	Race/Ethnicity	# in Cohort	150%	150%	200%	200%
				Graduates	Graduation Rate	Graduates	Graduation Rate
1095- Practical Nursing	2016	Asian	4	4	100.0%	4	100.0%
		Black	2	2	100.0%	2	100.0%
		Hispanic	5	4	80.0%	4	80.0%
		White	20	14	70.0%	14	70.0%
	2017	Asian	1	1	100.0%	1	100.0%
		Black	8	6	75.0%	6	75.0%
		Hispanic	7	7	100.0%	7	100.0%
		Two or More Races	1	1	100.0%	1	100.0%
		White	14	9	64.3%	9	64.3%
	2071- Nursing (AS Degree)	2012	Am. Ind	1	1	100.0%	1
Asian			1	1	100.0%	1	100.0%
Black			10	8	80.0%	8	80.0%
Hispanic			12	8	66.7%	9	75.0%
White			97	70	72.2%	75	77.3%
2013		Am. Ind	1	1	100.0%	1	100.0%
		Asian	4	4	100.0%	4	100.0%
		Black	6	5	83.3%	5	83.3%
		Hawaii/Pac	1	1	100.0%	1	100.0%
		Hispanic	13	11	84.6%	11	84.6%
		Two Or More Races	1	1	100.0%	1	100.0%
		White	84	75	89.3%	75	89.3%
2014		Asian	1	1	100.0%	1	100.0%
		Black	7	5	71.4%	5	71.4%
		Hispanic	14	12	85.7%	12	85.7%
		White	71	57	80.3%	59	83.1%
2015		Am. Ind	2	2	100.0%	2	100.0%
		Asian	6	6	100.0%	6	100.0%
		Black	15	12	80.0%	12	80.0%
		Hispanic	15	11	73.3%	11	73.3%
		Two Or More Races	4	3	75.0%	3	75.0%
		White	82	73	89.0%	73	89.0%

College average (150%- 58.3%, 200%- 66.1%)

Fall terms include prior Summer term enrollment in major.

Graduation within 200% time includes graduates within 150% time.

1205- Nursing Assistant is not included since it is one semester long

Source: IR Program Assessment Data



## Performance Funding - Graduation Rates by Ethnicity (2 of 2)

Major	Fall Cohort	Race/Ethnicity	# in Cohort	150% Graduates	150% Graduation Rate	200% Graduates	200% Graduation Rate	
2271- Nursing (Transition)	2012	White	2	1	50%	1	50%	
		Black	2	1	50%	1	50%	
	2013	Hispanic	1	1	100%	1	100%	
		White	23	15	65.2%	15	65.2%	
	2014	Black	9	5	55.6%	5	55.6%	
		Hispanic	5	4	80%	4	80%	
		White	14	12	85.7%	12	85.7%	
	2015	Black	1	1	100%	1	100%	
		Hispanic	3	3	100%	3	100%	
		White	13	11	84.6%	11	84.6%	
	6441- BSN	2014	Asian	1	0	0%	1	100%
			Black	7	5	71.4%	6	85.7%
Hawaii/Pac			1	0	0%	1	100%	
Hispanic			8	8	100%	8	100%	
White			42	28	66.7%	32	76.2%	
2015		Asian	4	4	100%	4	100%	
		Black	4	4	100%	4	10%	
		Hispanic	9	6	66.7%	9	66.7%	
		Two or More Races	1	1	100%	1	100%	
		White	45	32	71.1%	45	71.1%	

College average (150%- 58.3%, 200%- 66.1%)

Fall terms include prior Summer term enrollment in major.

Graduation within 200% time includes graduates within 150% time.

Source: IR Program Assessment Data

## Persistence Rates

Program and Cohort Year		Registered	Exclusions	Adjusted Cohort	Persistence by DSC		Persistence by Program		Total Persistence Rate
					N	%	N	%	
1095 Practical Nursing	FA11 to SP12	89	52	37	1	2.7%	31	83.8%	86.5%
	FA12 to SP13	74	38	36	2	5.6%	27	75.0%	80.6%
	FA13 to SP14	64	31	33	4	12.1%	21	63.6%	75.8%
	FA14 to SP15	66	33	33	1	3.0%	32	97.0%	100.0%
	FA15 to SP16	49	27	22	2	9.1%	17	77.3%	86.4%
	FA16 to SP17	34	0	34	3	8.8%	25	73.5%	82.4%
1205 Nursing Assistant	FA14 to SP15	12	10	2	0	0.0%	0	0.0%	0.0%
	FA15 to SP16	17	14	3	1	33.3%	1	33.3%	66.7%
	FA16 to SP17	17	10	7	3	42.9%	0	0.0%	42.9%

# Persistence Rates by Race/Ethnicity

Program and Cohort Year		Race/Ethnicity	Registered	Exclusions	Adjusted Cohort	Persistence by DSC		Persistence by Program	
						N	%	N	%
1095 Practical Nursing	FA11 to SP12	Asian	2	0	2	0	0%	2	100%
		Black	10	10	0	N/A		N/A	
		Hispanic	8	5	3	0	0%	3	100%
		White	67	37	30	1	3.3%	24	80%
		Two or More Races	2	0	2	0	0%	2	100%
	FA12 to SP13	Asian	4	2	2	1	50%	0	0%
		Black	12	6	6	1	16.7%	4	66.7%
		Hispanic	3	0	3	0	0%	3	100%
		White	54	29	25	0	0%	20	80%
		Two or More Races	1	1	0	N/A		N/A	
	FA13 to SP14	Asian	3	2	1	0	0%	0	0%
		Black	8	4	4	0	0%	3	75%
		Hispanic	4	1	3	0	0%	2	66.7%
		White	46	21	25	4	16%	16	64%
		Two or More Races	2	2	0	N/A		N/A	
	FA14 to SP15	Asian	2	2	0	N/A		N/A	
		Black	10	4	6	0	0%	6	100%
		Hispanic	13	10	3	0	0%	3	100%
		White	38	17	21	1	4.8%	20	95.2%
		Two or More Races	2	0	2	0	0%	2	100%
FA15 to SP16	Asian	2	1	1	0	0%	0	0%	
	Black	5	3	2	0	0%	2	100%	
	Hispanic	9	3	6	1	16.7%	5	83.3%	
	White	29	19	10	1	10%	8	80%	
	Two or More Races	1	0	1	0	0%	1	100%	
	Am. Ind	2	1	1	0	0%	1	100%	
FA16 to SP17	Asian	4	0	4	0	0%	4	100%	
	Black	2	0	2	0	0%	2	100%	
	Hispanic	7	0	7	1	14.3%	5	71.4%	
	White	21	0	21	2	9.5%	14	66.7%	
1205 Nursing Assistant	FA14 to SP15	Black	3	3	0	N/A		N/A	
		Hispanic	1	1	0	N/A		N/A	
		White	8	6	2	0	0%	0	0%
	FA15 to SP16	Black	1	0	1	0	0%	1	100%
		Hispanic	5	5	0	N/A		N/A	
		White	11	9	2	1	50%	0	0%
	FA16 to SP17	Black	4	1	3	1	33.3%	0	0%
		Hispanic	3	3	0	N/A		N/A	
		White	7	4	3	2	66.7%	0	0%
Two or More Races		3	2	1	0	0%	0	0%	

## Performance Funding - Retention Rates

Program and Cohort Year		Registered	Exclusions	Adjusted Cohort	Retained by DSC		Retained by Program		Total Retained by DSC
					N	%	N	%	
2071 Nursing-Associate Degree	2011	436	179	257	11	4.28%	211	82.10%	86.38%
	2012	465	191	274	11	4.00%	230	84.00%	88.00%
	2013	478	192	286	24	8.39%	222	77.62%	86.01%
	2014	468	207	261	7	2.68%	229	87.74%	90.42%
	2015	589	176	413	6	1.45%	348	84.26%	85.71%
	2016	547	195	352	8	2.30%	304	86.40%	88.60%
2271 Nursing-Transition	2011	60	27	33	1	2.86%	19	54.29%	57.14%
	2012	40	29	11	0	0.00%	4	36.36%	36.36%
	2013	24	12	12	2	16.67%	9	75.00%	91.67%
	2014	64	41	23	0	0.00%	22	95.65%	95.65%
	2015	87	28	59	2	3.39%	41	69.49%	72.88%
	2016	83	41	42	1	2.40%	33	78.60%	81.00%
6441 BS in Nursing	2014	142	39	103	0	0.00%	89	86.41%	86.41%
	2015	91	38	53	0	0.00%	40	75.47%	75.47%
	2016	187	75	112	1	0.90%	93	83.00%	83.90%

**College average (67.1%)**

Registered - Includes all students enrolled in the fall term of the specified year, with the specified program as their primary major.

Exclusions - Includes students who are deceased or graduated fall of the specified year or the following spring or summer.

Not retained - Students who were not registered the following fall term.

Retained by DSC - Students who were still registered at DSC the following fall but with a different primary major.

Retained by Program - Students who were registered the following fall with the same primary major.

Source: IR Program Assessment Data

## Fall 2016 to Fall 2017 - Retention Rates by Race/Ethnicity (1 of 2)

Program and Cohort Year		Registered	Exclusions	Adjusted Cohort	Retained by Program	
					N	%
<b>2071 Nursing-Associate Degree</b>	<b>Am. Ind</b>	<b>3</b>	<b>2</b>	<b>1</b>	<b>1</b>	<b>100.0%</b>
	<b>Asian</b>	<b>13</b>	<b>7</b>	<b>6</b>	<b>4</b>	<b>66.7%</b>
	<b>Black</b>	<b>44</b>	<b>14</b>	<b>30</b>	<b>24</b>	<b>80.0%</b>
	<b>Hispanic</b>	<b>79</b>	<b>24</b>	<b>55</b>	<b>51</b>	<b>92.7%</b>
	<b>Two or More Races</b>	<b>13</b>	<b>5</b>	<b>8</b>	<b>6</b>	<b>75.0%</b>
	<b>White</b>	<b>389</b>	<b>141</b>	<b>248</b>	<b>214</b>	<b>86.3%</b>

**College average (African American: 49.9%, Hispanic: 66.3%)**

Registered - Includes all students enrolled in the fall term of the specified year, with the specified program as their primary major.

Exclusions - Includes students who are deceased or graduated fall of the specified year or the following spring or summer.

Not retained - Students who were not registered the following fall term.

Retained by DSC - Students who were still registered at DSC the following fall but with a different primary major.

Retained by Program - Students who were registered the following fall with the same primary major.

Source: IR Program Assessment Data

## Fall 2016 to Fall 2017 - Retention Rates by Race/Ethnicity (2 of 2)

Program and Cohort Year		Registered	Exclusions	Adjusted Cohort	Retained by Program	
					N	%
2271 Nursing-Transition	Asian	1	0	1	1	100.0%
	Black	11	6	5	4	80.0%
	Hispanic	11	7	4	2	50.0%
	Two or More Races	2	1	1	1	100.0%
	White	56	25	31	25	80.6%
6441 BS in Nursing	Am. Ind	1	1	0	N/A	
	Asian	12	5	7	7	100.0%
	Black	24	8	16	15	93.8%
	Hawaii/Pac	1	0	1	1	100.0%
	Hispanic	24	13	11	9	81.8%
	Two or More Races	2	1	1	1	100.0%
	White	121	46	75	59	78.7%

**College average (African American: 49.9%, Hispanic: 66.3%)**

Registered - Includes all students enrolled in the fall term of the specified year, with the specified program as their primary major.

Exclusions - Includes students who are deceased or graduated fall of the specified year or the following spring or summer.

Not retained - Students who were not registered the following fall term.

Retained by DSC - Students who were still registered at DSC the following fall but with a different primary major.

Retained by Program - Students who were registered the following fall with the same primary major.

Source: IR Program Assessment Data

Performance Funding - Placement Rates (College Average: 95.5%)												
Program Title	Major	2011/12		2012/13		2013/14		2014/15		2015/16		Average Annual Salary
		DSC %	FCS %	DSC %	FCS%	DSC%	FCS%	DSC%	FCS%	DSC%	FCS%	
Nursing (Associate Degree) (Limited Access Program)	2071	97%	95%	96%	94%	96%	94%	93%	96%	95%	97%	\$ 55,920
Nursing (Transition Into Profession) (Limited Access Program)	2271	97%	95%	96%	94%	96%	94%	93%	96%	95%	97%	\$ 55,920
Practical Nursing (Limited Access Program)	1095	93%	92%	94%	89%	92%	90%	78%	89%	90%	94%	\$ 35,896
Nursing Assistant (Long-Term Care)	1205	New Program				82%	83%	79%	81%	87%	86%	\$ 25,668
BS Nursing	6441	New Program						98%	91%	73%	88%	\$62,340

■ Indicates the College average above the State Averages  
■ Indicates the College average same as the State Averages  
■ Indicates the College average below the State Averages

Source: IR Program Assessment Data

## Headcount by Major

Major	2014-2015	2015-2016	2016-2017	2017-2018
1095 - Practical Nursing	115	83	65	72
1205 - Nursing Assistant (LTC)	41	44	51	40
2071 - Nursing-Associate Degree	582	578	683	615
2271 - Nursing-Transition	85	88	120	132
6441 - BS-Nursing - BSN	182	236	225	245
<b>Total</b>	<b>998</b>	<b>1,015</b>	<b>1,144</b>	<b>1,104</b>

College Enrollment Decreased: 0.7%(14/15); 1.15% (15/16); 3.7%(16/17); 0.7%(17/18)



### Graduates in Major

Major	2014-2015	2015-2016	2016-2017	2017-2018
1095 - Practical Nursing	50	57	17	29
1205 - Nursing Assistant (LTC)	62	55	35	32
2071 - Nursing-Associate Degree	207	189	199	198
2271 - Nursing-Transition	44	33	41	59
6441 - BS-Nursing - BSN	40	80	80	80
<b>Total</b>	<b>403</b>	<b>414</b>	<b>372</b>	<b>398</b>

## Average Age by Program

Program	2014-2015	2015-2016	2016-2017	2017-2018
<b>1095 - Practical Nursing</b>	<b>30.8</b>	<b>30</b>	<b>31.3</b>	<b>33</b>
<b>1205 - Nursing Assistant (LTC)</b>	<b>26.2</b>	<b>27</b>	<b>26.8</b>	<b>27.5</b>
<b>2071 - Nursing-Associate Degree</b>	<b>30.5</b>	<b>29</b>	<b>29.6</b>	<b>28.8</b>
<b>2271 - Nursing-Transition</b>	<b>36.4</b>	<b>34</b>	<b>35.2</b>	<b>35.6</b>
<b>6441 - BS-Nursing - BSN</b>	<b>36.4</b>	<b>37</b>	<b>35.7</b>	<b>35.5</b>

*Calculation excludes individuals whose birthdates are not reported.*

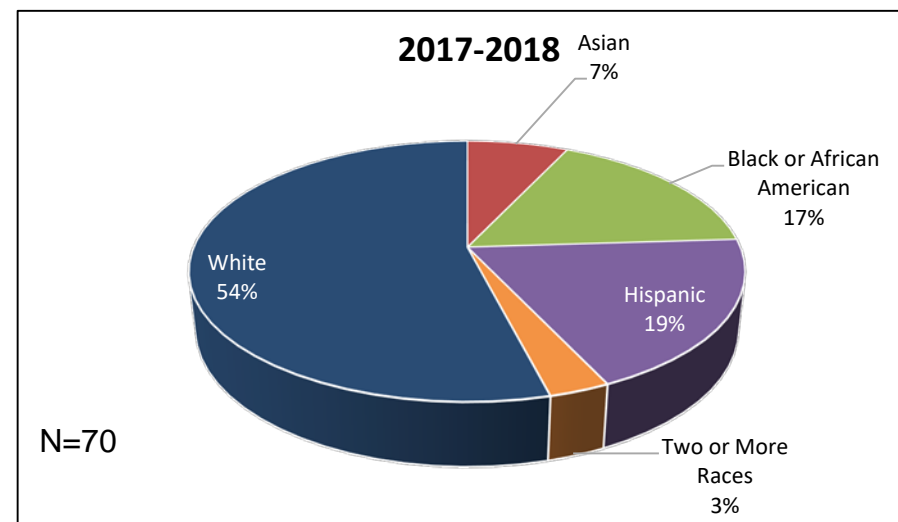
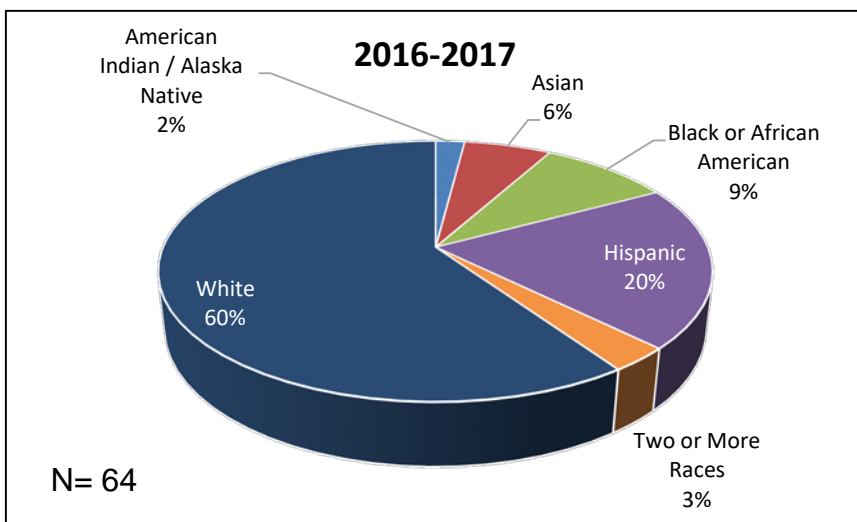
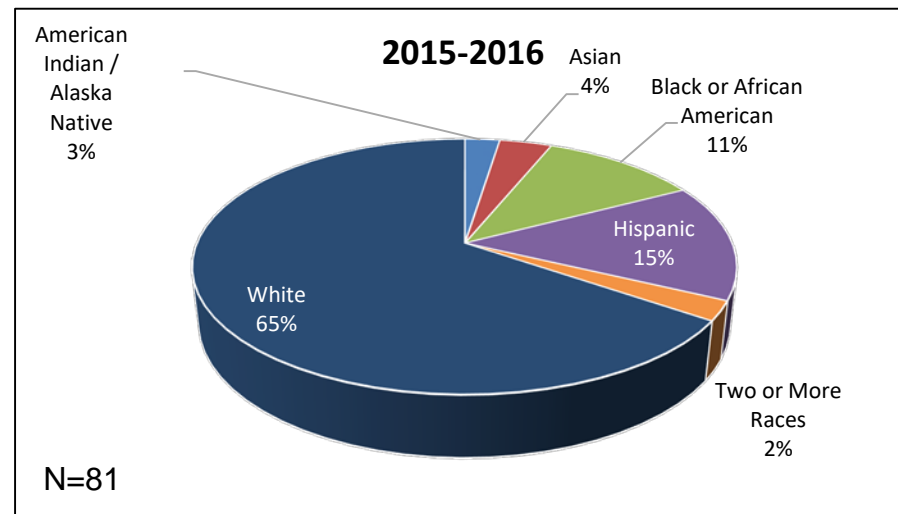
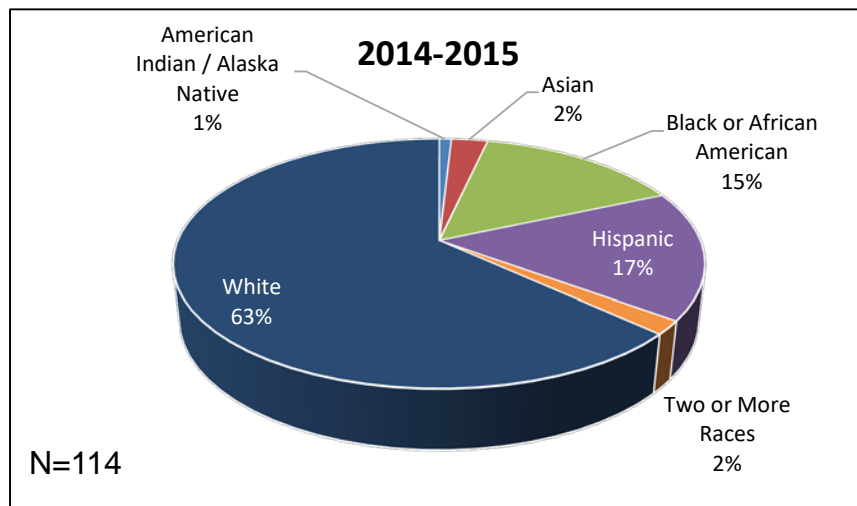
	2014-2015	2015-2016	2016-2017	2017-2018
<b>All Programs</b>	<b>32.9</b>	<b>33</b>	<b>31.3</b>	<b>31.3</b>
<b>Daytona State College</b>	<b>26.4</b>	<b>26</b>	<b>27</b>	<b>27</b>

## Gender

Program	2014-2015		2015-2016		2016-2017		2017-2018	
	Female	Male	Female	Male	Female	Male	Female	Male
1095 - Practical Nursing	90%	10%	86%	14%	81%	19%	80%	20%
1205 - Nursing Assistant (LTC)	80%	20%	84%	16%	90%	10%	87%	13%
2071 - Nursing-Associate Degree	82%	18%	83%	17%	84%	16%	85%	15%
2271 - Nursing-Transition	79%	21%	83%	17%	78%	22%	78%	22%
6441 - BS-Nursing - BSN	91%	9%	91%	9%	86%	14%	87%	13%

Major	2014-2015		2015-2016		2016-2017		2017-2018	
	Female	Male	Female	Male	Female	Male	Female	Male
Daytona State College	59%	41%	60%	40%	60%	40%	58%	39%

## Race / Ethnicity 1095 - Practical Nursing

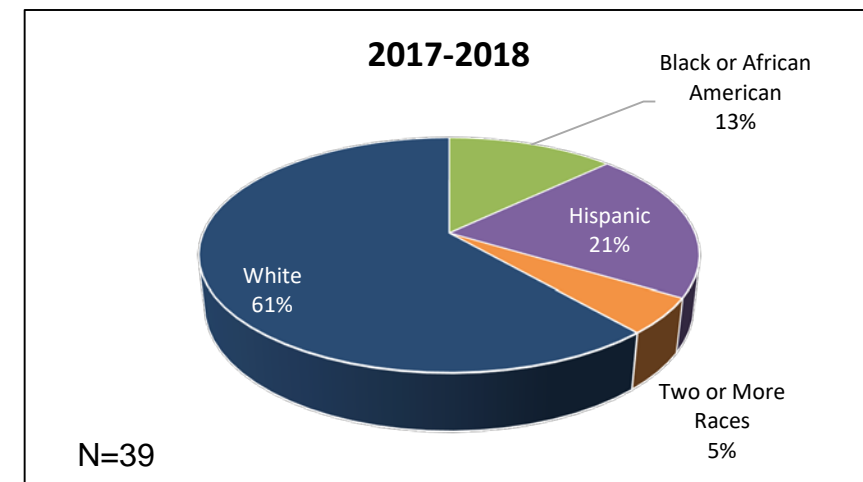
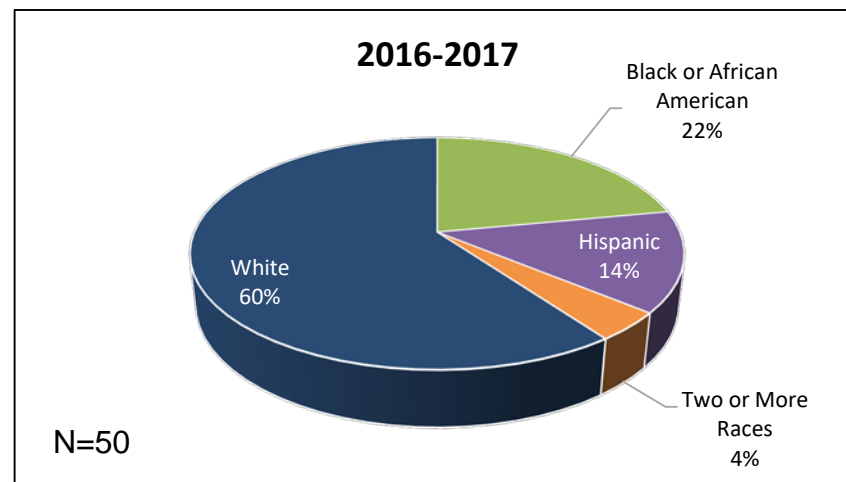
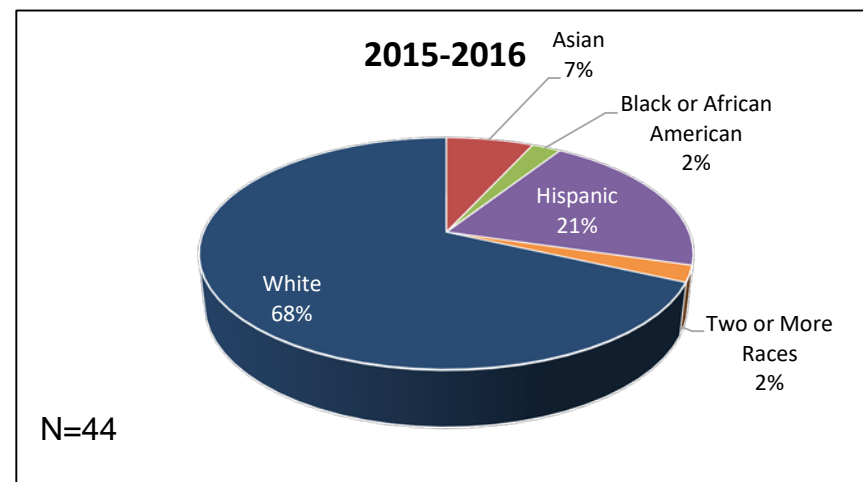
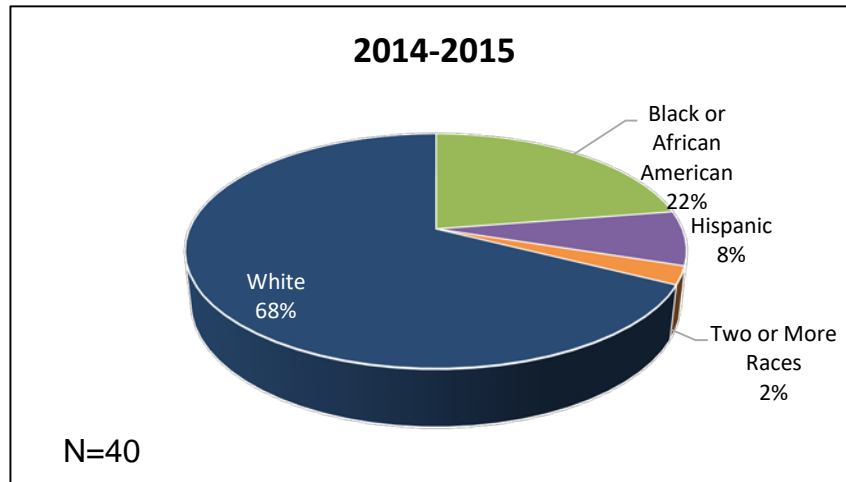


DSC Averages 2017-2018			
Black or African Amer	Hispanic	2 or More Races	White
14%	19%	3%	59%

Excludes individuals whose race / ethnicity is not reported.  
Blank cells or missing years indicate no enrollment.

Source: IR Program Assessment Data

## Race / Ethnicity 1205 - Nursing Assistant (LTC)

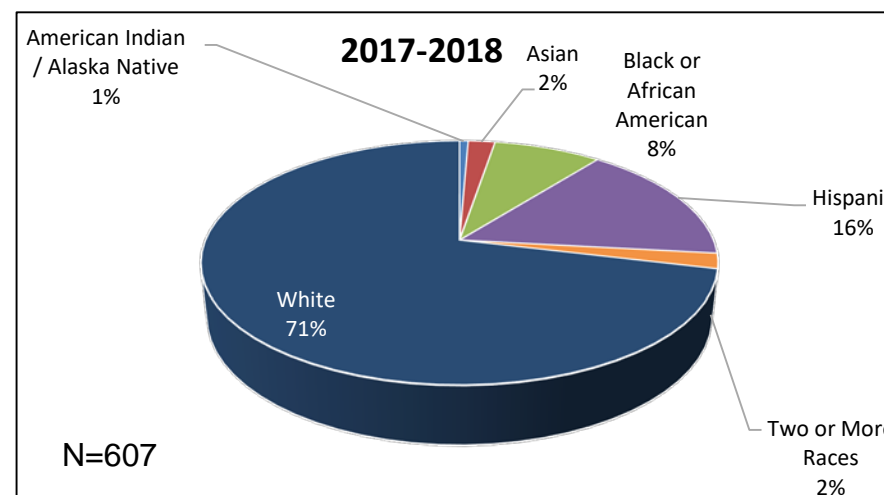
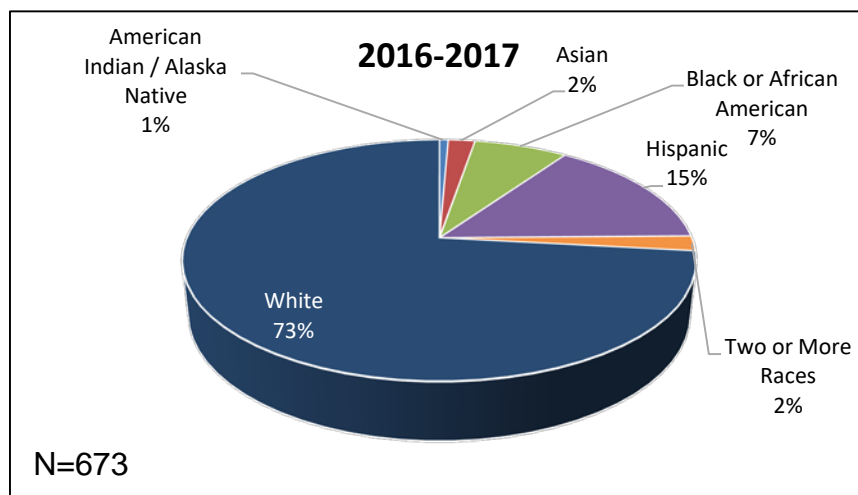
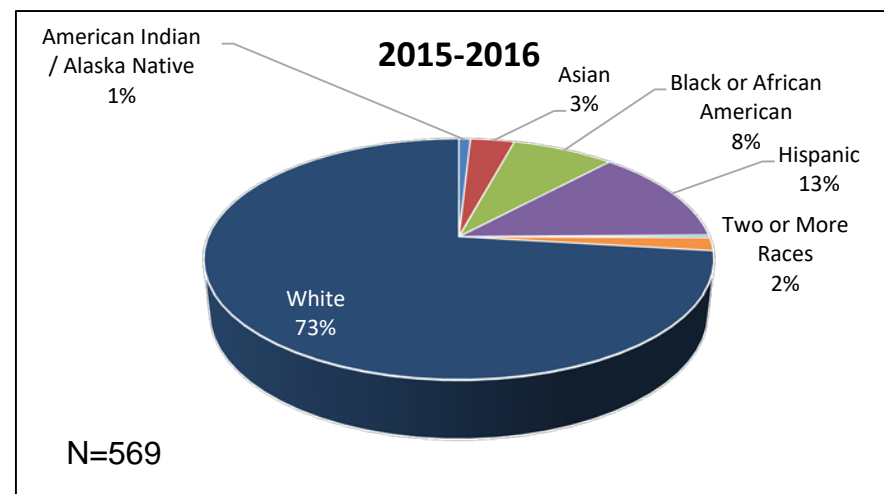
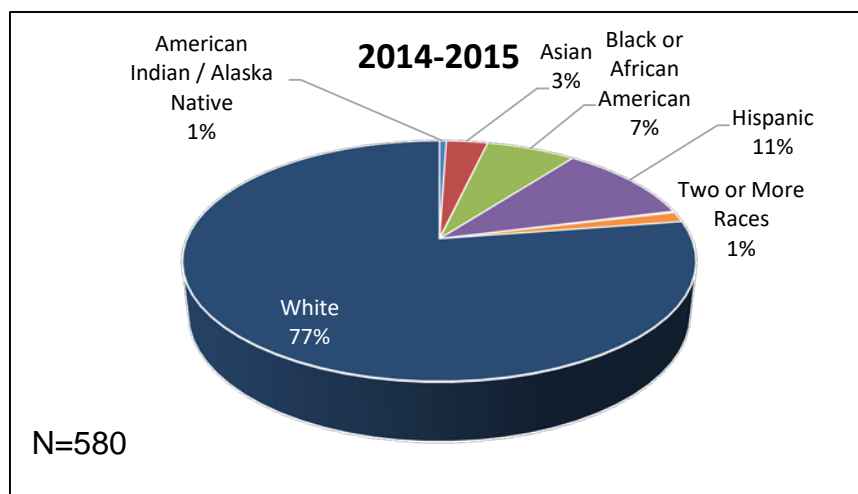


DSC Averages 2017-2018			
Black or African Amer	Hispanic	2 or More Races	White
14%	19%	3%	59%

Excludes individuals whose race / ethnicity is not reported.  
Blank cells or missing years indicate no enrollment.

Source: IR Program Assessment Data

## Race / Ethnicity 2071 - Nursing-Associate Degree

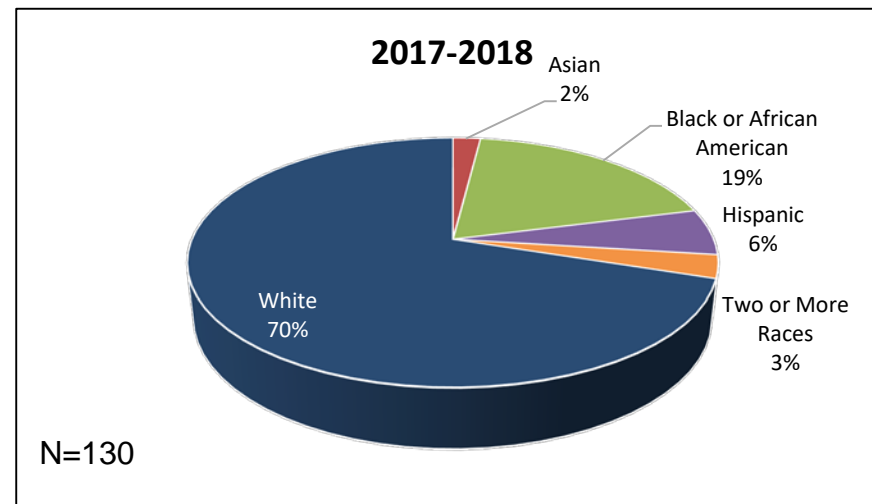
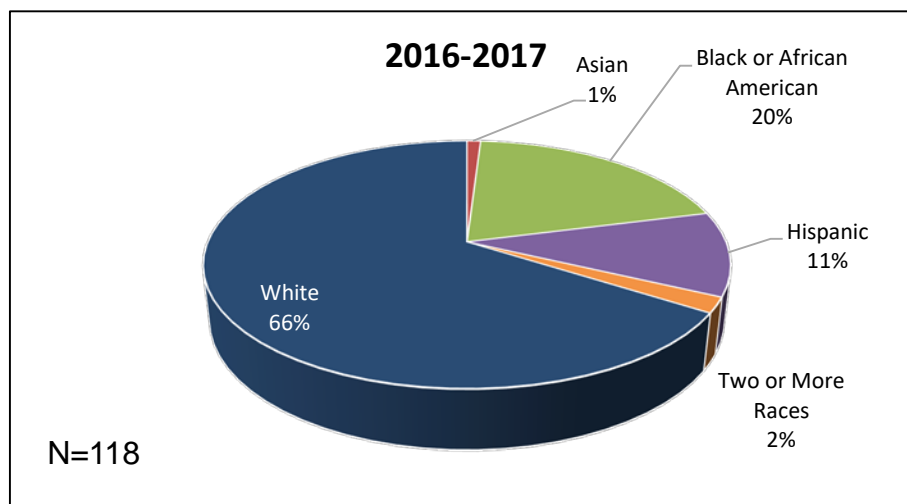
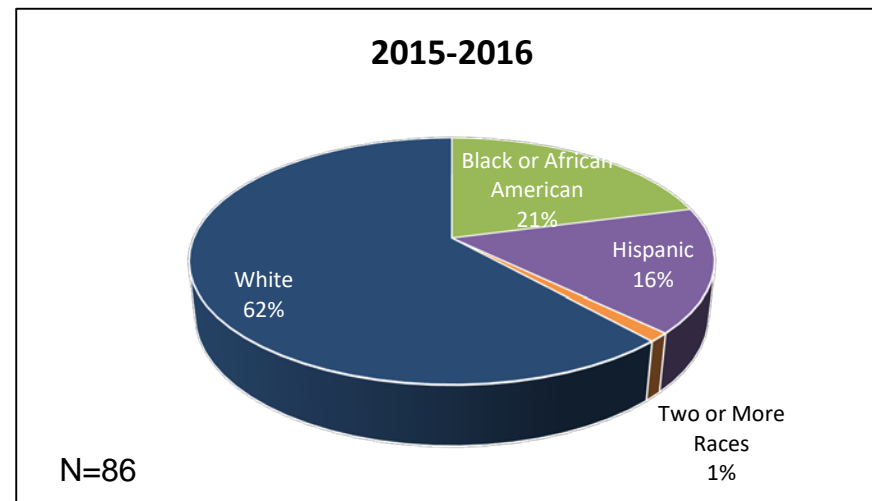
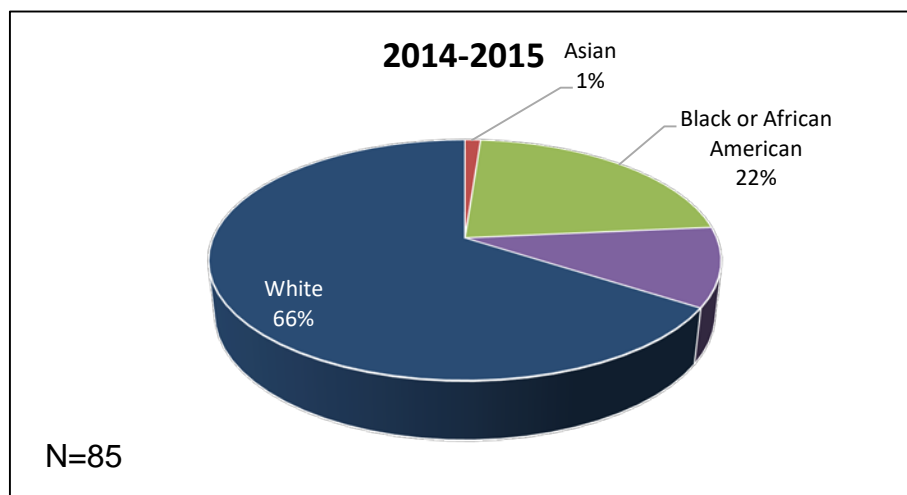


DSC Averages 2017-2018			
Black or African Amer	Hispanic	2 or More Races	White
14%	19%	3%	59%

Excludes individuals whose race / ethnicity is not reported.  
Blank cells or missing years indicate no enrollment.

Source: IR Program Assessment Data

## Race / Ethnicity 2271 - Nursing-Transition

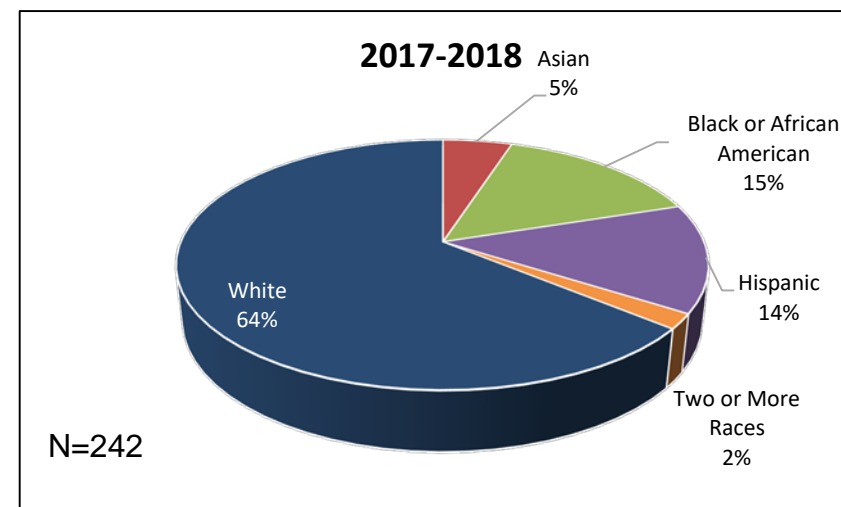
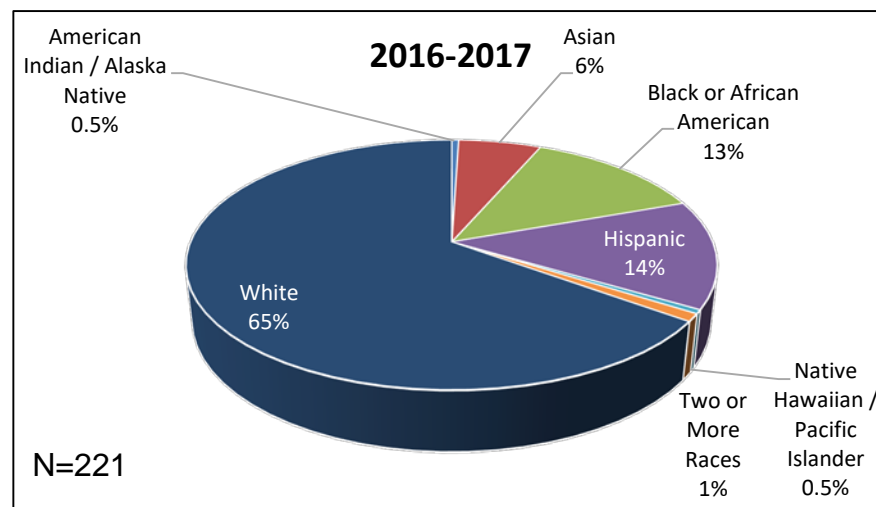
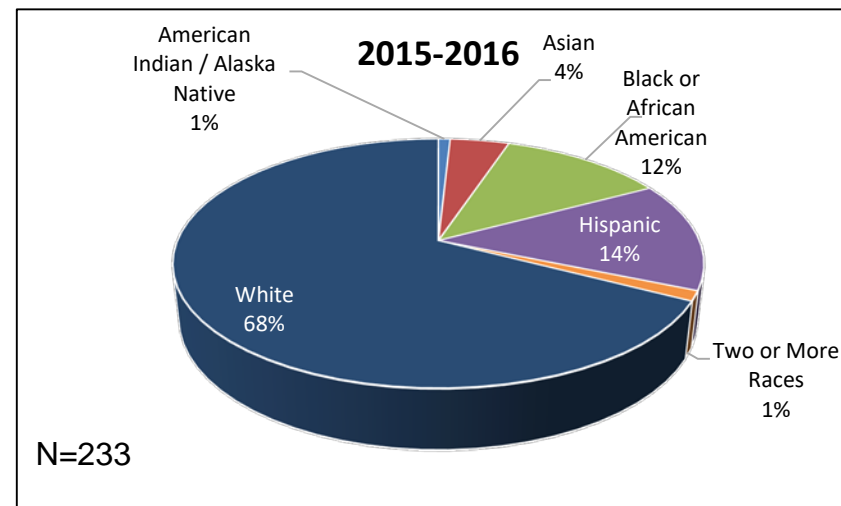
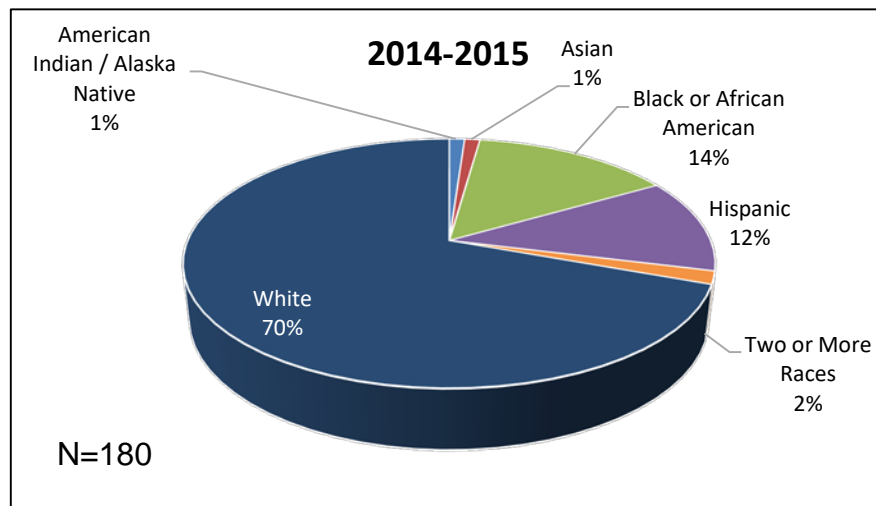


DSC Averages 2017-2018			
Black or African Amer	Hispanic	2 or More Races	White
14%	19%	3%	59%

Excludes individuals whose race / ethnicity is not reported.  
Blank cells or missing years indicate no enrollment.

Source: IR Program Assessment Data

## Race / Ethnicity 6441 - BS-Nursing - BSN



DSC Averages 2017-2018			
Black or African Amer	Hispanic	2 or More Races	White
14%	19%	3%	59%

Excludes individuals whose race / ethnicity is not reported.  
Blank cells or missing years indicate no enrollment.

Source: IR Program Assessment Data