

ASSESSMENT DAY

College of Arts and Sciences

School of Humanities and Communications

November 3, 2016

Academic Assessment

	LEVEL	FOCUS	CONDUCTED BY	FREQUENCY
Academic Success Committee	Program	<ul style="list-style-type: none"> Quality of assessment practices 	Committee of peers	Years 1 & 2
Instructional Program Review	Program / Cluster	<ul style="list-style-type: none"> Enrollment, retention, completion Industry certifications and job placement Program budget and staffing Advisory committees Curriculum changes 	Committee of peers	Year 3
Assessment Day	Course/ Program	<ul style="list-style-type: none"> Enrollment by demographics Graduation and retention Average class size Course success rate Placement rate SLOs, PLOs and ILOs 	Program Chair and Faculty	Years 1, 2, 3

Courses

[AML2050](#) Modern American Literature

[CRW2100](#) Fiction Writing

[ENC0055L](#) The English Studio

[ENC2210](#) Report Writing

[ENL2330](#) Introduction to Shakespeare

[HUM2230](#) Renaissance to Postmodern Humanities

[HUM2949](#) Cooperative Education Experience in Humanities

[JOU2905](#) Directed Study in Journalism

[LIT2000](#) Literature and Culture

[LIT2110](#) Masterpieces of World Literature I

[LIT2602](#) Maritime Literature

[REA1105](#) Critical Reading Techniques

[RTV2949](#)

[AML2060](#) Contemporary American Literature

[CRW2300](#) Poetry Writing

[ENC1101](#) Introduction to Composition

[ENG2100](#) Introduction to Film

[HUM2020](#) Introduction to Humanities

[HUM2740](#) Humanities Overseas Study Program

[IDH2028](#) Honors College Capstone Seminar

[JOU2949](#) Cooperative Education Experience in Journalism

[LIT2030](#) Understanding Poetry

[LIT2120](#) Masterpieces of World Literature II

[MMC1000](#) Introduction to Mass Communication

[REL2300](#) World Religion

[AML2600](#) Introduction to African American Literature

[ENC0025C](#) Writing and Lab

[ENC1102](#) Writing with Research

[ENG2905](#) Directed Study in English

[HUM2210](#) Prehistory to Medieval Humanities

[HUM2905](#) Directed Study in Humanities

[JOU1100](#) Introduction to Journalism

[LIN1670](#) English Grammar, Usage and Composition

[LIT2040](#) Dramatic Literature

[LIT2380](#) Literature By Women

[REA0017C](#) Reading and Lab

[RTV2104](#) Broadcast Research/Newsriting/Presentation Skills

Last Assessment Day – Action Items

School of Humanities and Communication (11/12/2015):

1. Update course on website;
2. Share master practices;
3. Norming sessions;
4. Explore new assessment measures;
5. Assessing the literature courses;
6. For IE: Number of repeat attempts for ENC1101.

Repeat Attempts for ENC1101 in 15-16

Session	Final Grade Count
Summer 15	
A	159
B+	54
B	111
C+	25
C	76
D+	4
D	11
F	30
FN	51
W	29
Grand Total	550

Summer 15 students retaking course Session vs. Grade	A	B+	B	C+	C	D	F	FN	W	Grand Total
D+										
FA15					1					1
D										
FA15			1	1	1	1				4
SP16							1			1
F										
FA15		2	4			1		3		10
SP16		1			1			2		4
FN										
FA15			1			1	2	4	1	9
SP16			2		1			1		4
W										
FA15	1		3	3				2	1	10
SP16	2							1		3
Grand Total	3	3	11	4	4	3	3	13	2	46

Repeat Attempts for ENC1101 in 15-16

Session	Final Grade Count
Fall 15	
A	764
B+	243
B	561
C+	99
C	295
D+	19
D	99
F	202
FN	235
W	142
Grand Total	2659

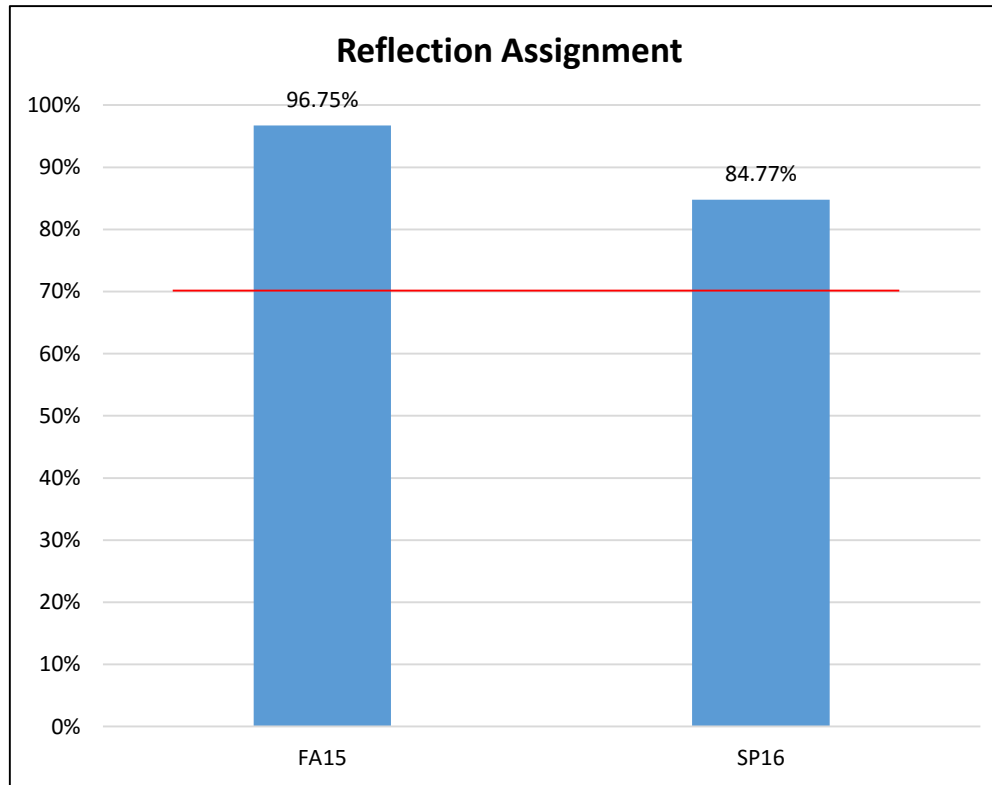
Summer 15 students retaking course Session vs. Grade	A	B+	B	C+	C	D+	D	F	FN	I	W	Grand Total
D+												
SP16					1			1	2			4
D												
SP16		1	7	4	4	1	3	1	6		8	35
SU16	1		2	1	3			1	1			9
F												
SP16	2	1	6	1	4		4	15	16	1	8	58
SU16	2		3	1	2	1			2	1	2	14
FN												
SP16	1		2		2		2	8	16		4	35
SU16					1				4		1	6
W												
SP16	2	3	2	1	6		5	6	10		7	42
SU16			2					1			1	4
Grand Total	8	5	24	8	23	2	14	33	57	2	31	207

Course Learning Outcomes ENC1101

The student will be able to:

1. Demonstrate critical thinking and reading skills. (1, 2)
2. Apply an understanding of the elements of writing processes to various genres. (1, 2, 4)
3. Use strategies for composing in different rhetorical situations. (1, 2, 3)

Course Assessment Results - ENC1101



SLO2: Apply an understanding of the elements of writing processes to various genres. *Target: At least 70% of students receiving the score "Meets or exceeds expectations"*

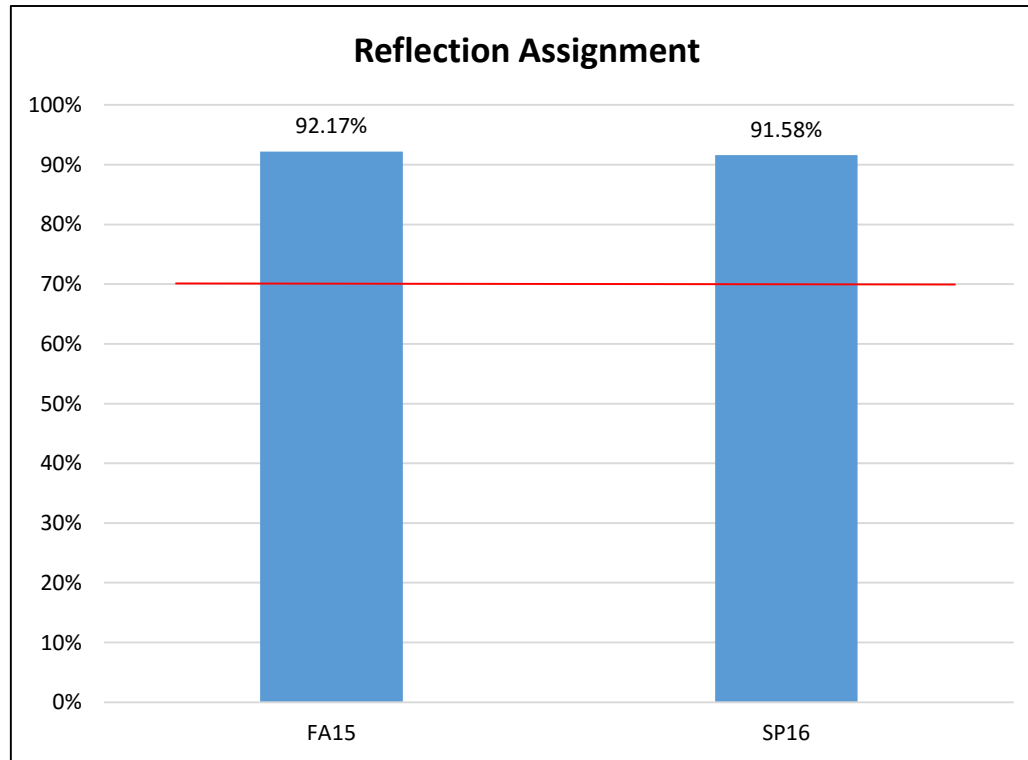
Sample size: 73 sections for the FA15 and 39 section for SP16

Course Learning Outcomes ENC1102

The student will be able to:

1. Synthesize ideas from a variety of sources. (1, 2)
2. Integrate inquiry-based research into writing processes. (1, 2, 4)
3. Produce analytic texts that effectively address different rhetorical situations. (1, 2, 3)

Course Assessment Results – ENC1102



SLO3: Produce analytic texts that effectively address different rhetorical situations. *Target: At least 70% of students receiving the score "Meets or exceeds expectations"*

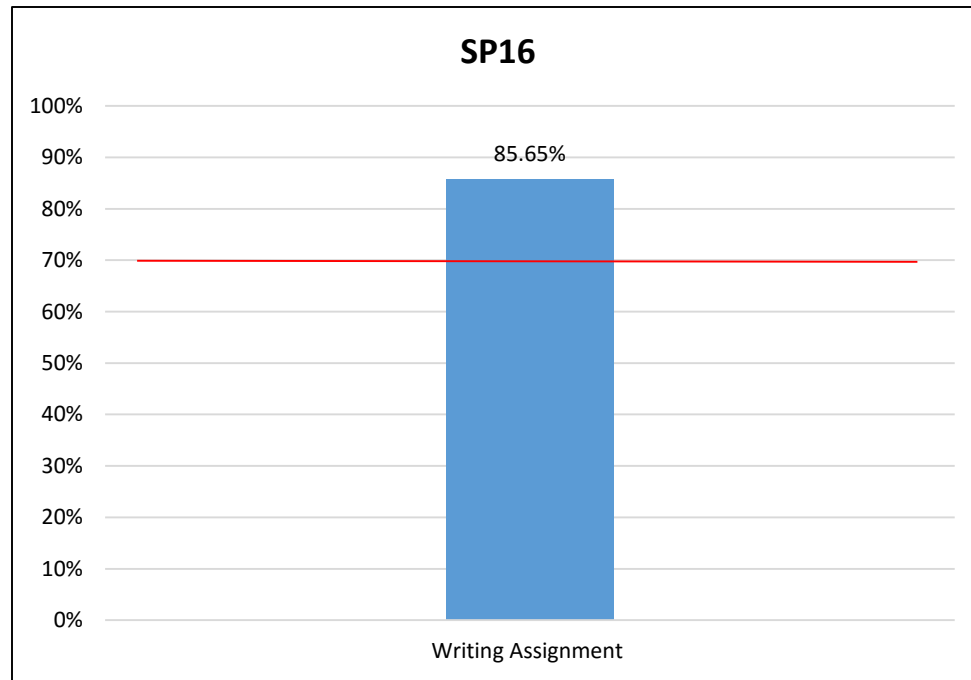
Sample size: 31 sections for the FA15 and 41 section for SP16

Course Learning Outcomes AML and LIT Courses

The student will be able to:

1. Read critically, interpret, and appreciate literary texts of multiple genres.
2. Identify and explain how literary texts are relevant to their own experience and to the experiences of their own communities.
3. Explain how literary texts reflect and sometimes challenge the historical, social, and cultural contexts in which they are embedded.
4. Write about literary texts at a college level.

Course Assessment Results – AML and LIT Courses






SLO2: Identify and explain how literary texts are relevant to their own experience and to the experiences of their own communities. *Target: At least 70% of students receiving the score “Meets or exceeds expectations”*
Sample size: SP16 sections

Course Success Rate (1 of 2)

Dept. and Associated Courses		2012-2013		2013-2014		2014-2015		2015-2016	
		Attempted	% Successful	Attempted	% Successful	Attempted	% Successful	Attempted	% Successful
Humanities/ Communication	AML2050	166	77%	135	68%	115	80%	81	79%
	AML2060	81	89%	141	73%	266	83%	183	74%
	AML2600	136	71%	137	77%	126	70%	159	75%
	CRW2100	42	67%	35	89%	35	94%	15	73%
	CRW2300	25	88%	17	88%			12	92%
	ENC0015	321	85%	205	92%				
	ENC0015L	321	85%	205	92%				
	ENC0025	730	85%	820	83%	346	87%	176	93%
	ENC0025L	730	85%	820	83%	346	87%	177	93%
	ENC0055L			11	64%	549	72%	666	79%
	ENC1101	4460	70%	4476	68%	4611	68%	4424	71%
	ENC1102	3517	78%	3251	75%	3231	77%	3408	77%
	ENC2210	50	46%	44	59%	48	54%	72	75%
	ENG2100	41	95%	23	96%	43	98%	22	91%
	ENL2330							9	89%
	ENL2931	38	71%	25	64%	40	93%		
	HUM2020							265	72%
	HUM2210	631	72%	429	69%	316	73%	30	77%
	HUM2230	186	78%	108	64%	54	65%		
	HUM2740	12	83%	9	78%			13	92%
IDH2028							17	100%	
JOU1100	20	70%	26	77%	32	78%	21	86%	



 Indicates a success rate of 90% or higher
 Indicates a success rate between 70% and 89%
 Indicates a success rate below 70%

Course Success Rate (2 of 2)

Dept. and Associated Courses		2012-2013		2013-2014		2014-2015		2015-2016		
		Attempted	% Successful	Attempted	% Successful	Attempted	% Successful	Attempted	% Successful	
Humanities/ Communication	LIN1670					80	74%	34	82%	↑
	LIT2000							444	77%	
	LIT2040	5	100%	11	100%	7	100%	22	77%	
	LIT2110	74	78%	90	84%	73	82%	125	87%	↑
	LIT2120	43	81%	49	71%	21	67%	28	46%	
	LIT2380	6	100%							
	LIT2602	30	80%	29	72%	29	76%	28	82%	↑
	MMC1000	14	100%	38	68%	44	68%	16	75%	↑
	REA0007	180	84%	147	88%					
	REA0007L	180	84%	147	88%					
	REA0017	1011	87%	1077	83%	380	81%	222	74%	
	REA0017L	1011	87%	1078	82%	380	81%	222	74%	
	REA0055L			9	56%					
	REA1105					39	64%	21	62%	
	REL2300							166	75%	
	RTV2104							48	77%	
	RTV2300	161	71%	165	72%	167	62%	22	86%	↑
Total	14222	78%	13757	75%	11378	74%	11148	75%		

■ Indicates a success rate of 90% or higher
■ Indicates a success rate between 70% and 89%
■ Indicates a success rate below 70%

Course Success Rate by Campus – Multiple Campuses Only (1 of 3)

Dept., Associated Courses and Campus			2012-2013		2013-2014		2014-2015		2015-2016	
			Attempted	% Successful	Attempted	% Successful	Attempted	% Successful	Attempted	% Successful
Humanities/ Communication	AML2050	Daytona	57	72%	58	64%	58	81%	57	81%
		Flagler/Palm Cst	51	76%	45	69%	57	79%	24	75%
	AML2060	Daytona			65	66%	70	87%		
		Deland	29	97%	16	81%	15	80%	17	71%
	ENC0015	Daytona	214	88%	144	94%				
		Deland	16	81%	15	87%				
		Deltona	40	68%	26	85%				
		Flagler/Palm Cst	51	90%	20	95%				
	ENC0015L	Daytona	214	88%	144	94%				
		Deland	16	81%	15	87%				
		Deltona	40	68%	26	85%				
		Flagler/Palm Cst	51	90%	20	95%				
	ENC0025	Daytona	457	84%	465	85%	219	90%	116	94%
		Deland	69	83%	91	79%	61	84%	31	81%
		Deltona	81	89%	107	81%				
		Flagler/Palm Cst	101	82%	123	80%	50	80%	10	100%
		New Smyrna Beach	22	95%	34	79%	16	81%	19	100%
	ENC0025L	Daytona	459	84%	461	84%	220	90%	117	94%
		Deland	67	82%	95	80%	58	84%	28	82%
		Deltona	81	89%	107	81%	2	50%	3	67%
		Flagler/Palm Cst	101	82%	123	80%	50	80%	10	100%
		New Smyrna Beach	22	95%	34	79%	16	81%	19	100%
	ENC0055L	Daytona			11	64%	310	69%	367	78%
		Deland					86	78%	86	78%
Deltona						73	78%	99	81%	
Flagler/Palm Cst						53	77%	75	85%	
New Smyrna Beach						20	55%	39	74%	

Indicates a success rate of 90% or higher
 Indicates a success rate between 70% and 89%
 Indicates a success rate below 70%

Excludes fully online courses

Source: IR Program Assessment Data

Course Success Rate by Campus – Multiple Campuses Only (2 of 3)

Dept., Associated Courses and Campus		2012-2013		2013-2014		2014-2015		2015-2016			
		Attempted	% Successful	Attempted	% Successful	Attempted	% Successful	Attempted	% Successful		
Humanities/ Communication	ENC1101	Daytona	2074	68%	2022	67%	2006	65%	1895	68%	↑
		Deland	613	75%	589	73%	599	74%	476	80%	
		Deltona	399	71%	408	72%	471	71%	409	78%	
		Flagler/Palm Cst	509	82%	485	80%	528	83%	502	82%	
		New Smyrna Beach	279	69%	262	65%	252	73%	248	72%	
	ENC1102	Daytona	1462	75%	1341	73%	1316	75%	1300	74%	↑
		Deland	482	80%	407	83%	362	80%	390	86%	↑
		Deltona	250	82%	282	73%	297	81%	287	83%	
		Flagler/Palm Cst	423	83%	350	85%	386	88%	387	84%	
		New Smyrna Beach	202	81%	160	76%	151	78%	184	83%	↑
	HUM2020	Daytona							115	72%	
		Deland							99	80%	
	HUM2210	Daytona	224	62%	110	50%	109	69%			↑
		Deland	195	78%	151	81%	125	82%			
		Deltona	23	83%							
		New Smyrna Beach	19	58%							
	HUM2230	Daytona	47	74%							
		Deland	27	89%	21	81%	25	76%			
	HUM2740	Daytona			9	78%					
		Deland	12	83%							
LIN1670	Daytona					27	70%	11	73%	↑	
	Deltona					19	68%				
	Flagler/Palm Cst					34	79%	23	87%	↑	
LIT2000	Daytona							181	72%		
	Deltona							56	80%		
	Flagler/Palm Cst							43	95%		
	New Smyrna Beach							43	77%		
LIT2040	Daytona			11	100%	7	100%				
	Deltona	5	100%								

Indicates a success rate of 90% or higher

Indicates a success rate between 70% and 89%

Indicates a success rate below 70%

Excludes fully online courses

Source: IR Program Assessment Data

Course Success Rate by Campus – Multiple Campuses Only (3 of 3)

Dept., Associated Courses and Campus			2012-2013		2013-2014		2014-2015		2015-2016			
			Attempted	% Successful	Attempted	% Successful	Attempted	% Successful	Attempted	% Successful		
Humanities/ Communication	LIT2110	Deland							20	95%		
		Deltona							26	85%		
	LIT2120	Daytona			11	82%						
		Deltona	12	92%	17	59%						
		New Smyrna Beach			9	78%	21	67%				
	REA0007	Daytona	121	83%	102	88%						
		Deland	7	86%	13	85%						
		Deltona	26	88%	17	76%						
		Flagler/Palm Cst	26	85%	15	100%						
	REA0007L	Daytona	121	83%	102	88%						
		Deland	7	86%	13	85%						
		Deltona	26	88%	17	76%						
		Flagler/Palm Cst	26	85%	15	100%						
	REA0017	Daytona	535	91%	611	84%	237	84%	125	72%		
		Deland	119	86%	123	88%	52	83%	21	95%		
		Deltona	137	85%	128	73%	7	86%				
		Flagler/Palm Cst	107	83%	101	84%	29	86%	8	88%		
		New Smyrna Beach	35	97%	42	81%	14	86%	23	87%		
	REA0017L	Daytona	563	90%	619	83%	237	84%	143	71%		
		Deland	117	85%	130	88%	52	83%	27	85%		
		Deltona	162	85%	148	76%	18	78%	6	67%		
		Flagler/Palm Cst	129	81%	136	84%	53	75%	13	92%		
		New Smyrna Beach	40	93%	45	80%	20	65%	33	70%		
	REA1105	Daytona					31	58%				
Flagler/Palm Cst						8	88%					
REL2300	Daytona								98	67%		
	Deltona								49	82%		
	New Smyrna Beach								19	95%		

■ Indicates a success rate of 90% or higher
■ Indicates a success rate between 70% and 89%
■ Indicates a success rate below 70%

Excludes fully online courses

Source: IR Program Assessment Data

Course Success Rate By Instructional Method – Multiple Methods Only (1 of 2)

Dept., Associated Courses and Instructional Method			2012-2013		2013-2014		2014-2015		2015-2016		
			Attempted	% Successful	Attempted	% Successful	Attempted	% Successful	Attempted	% Successful	
Humanities/ Communication	AML2050	Lecture	108	74%	103	66%	115	80%			↑
		Online	58	81%	32	75%					
	AML2060	Hybrid			65	66%	70	87%			
		Lecture	29	97%	16	81%	15	80%	17	71%	
	AML2600	Online	52	85%	60	78%	181	82%	166	74%	
		Lecture	76	71%	77	73%	65	77%	101	75%	
	AML2600	Online	60	72%	60	82%	61	62%	58	76%	↑
		Hybrid			19	84%	48	85%	55	85%	
	ENC0025	Lecture	730	85%	801	83%	298	87%	121	96%	↑
		Hybrid							36	83%	
	ENC0055L	Lecture			11	64%	542	72%	630	79%	↑
		Online					7	86%			
	ENC1101	DIS			1	0%					↑
		Hybrid	117	80%	102	65%	116	71%	507	78%	
		Lecture	3757	71%	3663	70%	3740	70%	3023	72%	
		Online	586	61%	710	57%	755	56%	894	62%	
ENC1102	Hybrid	189	77%	94	66%	103	83%	459	83%	↑	
	Lecture	2630	79%	2446	77%	2409	79%	2089	78%		
	Online	698	74%	711	69%	719	70%	860	72%		

Indicates a success rate of 90% or higher
 Indicates a success rate between 70% and 89%
 Indicates a success rate below 70%

Course Success Rate By Instructional Method – Multiple Methods Only (2 of 2)

Dept., Associated Courses and Instructional Method			2012-2013		2013-2014		2014-2015		2015-2016		
			Attempted	% Successful	Attempted	% Successful	Attempted	% Successful	Attempted	% Successful	
Humanities/ Communication	ENC2210	Hybrid							32	91%	
		Online							40	63%	
	HUM2210	Hybrid	78	79%							
		Lecture	383	68%	261	68%	234	76%			
		Online	170	77%	168	69%	82	63%			
	HUM2020	Lecture							214	76%	
		Online							51	57%	
	HUM2230	Hybrid	47	74%							
		Lecture	27	89%	21	81%	25	76%			
		Online	112	77%	87	60%	29	55%			
	LIT2000	Hybrid							73	71%	
		Lecture							250	79%	
		Online							121	75%	
	LIT2110	Lecture	45	87%	33	97%	14	57%	46	89%	
		Online	29	66%	57	77%	59	88%	79	86%	
	LIT2120	Lecture	12	92%	37	70%	21	67%			
Online		31	77%	12	75%						
REA0017	Hybrid			17	76%	52	83%	169	77%		
	Lecture	933	89%	988	83%	287	85%	8	88%		
	Online	78	73%	72	76%	41	56%	45	60%		
REL2300	Hybrid							55	67%		
	Lecture							111	78%		
RTV2104	Hybrid							8	88%		
	Lecture							10	80%		
	Online							30	73%		
RTV2300	Hybrid	15	93%	15	93%	15	100%	22	86%		
	Lecture	36	72%	37	86%	36	64%				
	Online	110	67%	113	65%	116	57%				
DSC	Hybrid		82%		81%		83%		81%		
	Lecture		77%		77%		78%		80%		
	Online		76%		75%		76%		78%		

Indicates a success rate of 90% or higher

Indicates a success rate between 70% and 89%

Indicates a success rate below 70%

Course Success Rates- Multiple Sessions or Sub-sessions Only (1 of 5)

Dept., Associated Courses and Sub-session				2012-2013		2013-2014		2014-2015		2015-2016	
				Attempted	% Successful	Attempted	% Successful	Attempted	% Successful	Attempted	% Successful
Humanities/ Communication	AML2050	FA	Full term	85	78%	87	71%	56	82%	54	76%
		SP	Full term	81	75%	48	63%	59	78%	27	85%
	AML2060	FA	A term			30	83%	32	75%	63	76%
			Full term	23	74%	65	66%	70	87%		
		SP	A term			30	73%	60	93%	29	79%
			B term					22	59%		
			Full term	58	95%	16	81%	15	80%	17	71%
	SU	Full term					67	84%	74	70%	
	AML2600	FA	Full term	68	71%	70	79%	65	69%	71	85%
		SP	Full term	68	72%	67	75%	61	70%	88	68%
	CRW2100	FA	Full term	19	47%	17	82%	18	89%		
		SP	Full term	23	83%	18	94%	17	100%		
	CRW2300	FA	Full term	16	100%						
		SP	Full term	9	67%	17	88%				
	ENC0015	FA	A term	137	88%	125	90%				
			B term	23	100%	22	100%				
			Full term	39	85%	33	88%				
		SP	A term	78	86%						
			B term	25	64%						
	SU	Full term	19	79%	25	100%					
ENC0015L	FA	A term	137	88%	125	90%					
		B term	23	100%	22	100%					
		Full term	39	85%	33	88%					
	SP	A term	78	86%							
		B term	25	64%							
SU	Full term	19	79%	25	100%						

Indicates a success rate of 90% or higher
 Indicates a success rate between 70% and 89%
 Indicates a success rate below 70%

Course Success Rates- Multiple Sessions or Sub-sessions Only (2 of 5)

Dept., Associated Courses and Sub-session			2012-2013		2013-2014		2014-2015		2015-2016		
			Attempted	% Successful	Attempted	% Successful	Attempted	% Successful	Attempted	% Successful	
Humanities/ Communication	ENC0025	A term	90	86%	99	81%	167	83%	46	96%	↑
		FA B term	127	91%	170	84%	31	77%	43	91%	
		Full term	157	81%	129	81%					
		SP A term	78	88%	184	83%	41	98%	42	95%	
		B term	98	87%	97	81%	31	94%	26	88%	
		Full term	107	76%	63	87%					
	SU Full term	73	86%	78	83%	76	92%	19	89%		
	ENC0025L	A term	90	86%	99	81%	167	83%	46	96%	↑
		FA B term	127	91%	170	84%	31	77%	44	91%	
		Full term	157	81%	129	81%					
		SP A term	78	88%	184	83%	41	98%	42	95%	
		B term	98	87%	97	81%	31	94%	26	88%	
		Full term	107	76%	63	87%					
	SU Full term	73	86%	78	83%	76	92%	19	89%		
	ENC0055L	A term					14	93%	12	100%	↑
		FA B term					11	73%	17	65%	
		Full term					330	73%	381	78%	
		SP A term					7	57%	5	100%	
		B term					24	79%	2	100%	
		Full term			11	64%	163	69%	197	77%	
	SUM Full term							52	88%		
	ENC1101	A term	266	77%	257	75%	136	72%	113	79%	↑
		FA B term	269	73%	257	68%	228	59%	127	61%	
		Full term	2019	73%	2069	68%	2408	71%	2417	74%	
SP A term		163	72%	92	68%	83	75%	66	73%		
B term		160	57%	174	64%	161	68%	98	59%		
Full term		1035	58%	1092	61%	1127	61%	1048	62%		
SU Full term	548	83%	535	78%	468	71%	555	77%	↑		

■ Indicates a success rate of 90% or higher
■ Indicates a success rate between 70% and 89%
■ Indicates a success rate below 70%

Course Success Rates- Multiple Sessions or Sub-sessions Only (3 of 5)

Dept., Associated Courses and Sub-session			2012-2013		2013-2014		2014-2015		2015-2016		
			Attempted	% Successful	Attempted	% Successful	Attempted	% Successful	Attempted	% Successful	
Humanities/ Communication	ENC1102	A term	43	84%	61	79%	43	72%	66	82%	↑
		FA B term	254	78%	206	68%	156	73%	131	82%	↑
		Full term	1079	76%	963	70%	918	76%	947	76%	↑
		A term	76	86%	43	91%	48	88%			↑
		SP B term	148	79%	129	65%	158	77%	169	77%	↑
		Full term	1475	77%	1450	77%	1550	76%	1661	78%	↑
	SU Full term	442	81%	399	83%	358	83%	434	77%	↑	
	ENC2210	FA Full term	25	52%	22	64%	26	46%	49	82%	↑
		SP Full term	25	40%	22	55%	22	64%	23	61%	↑
	ENG2100	FA Full term	13	100%	12	92%	22	100%			↑
		SP Full term	28	93%	11	100%	21	95%			↑
	ENL2931	FA Full term	18	67%	13	62%	22	95%			↑
		SP Full term	20	75%	12	67%	18	89%			↑
	HUM2210	FA A term	29	79%	28	86%					↑
		Full term	311	71%	199	63%	149	77%			↑
		SP A term	28	82%							↑
		Full term	163	66%	90	67%	113	70%			↑
	HUM2220	SU Full term	100	78%	112	76%	54	67%			↑
		FA Full term							116	66%	
	SP Full term							149	77%		
	HUM2230	FA B term	31	77%	30	60%					↑
		Full term	27	89%	21	81%	25	76%			↑
		SP B term	26	73%							↑
		Full term	76	72%	29	45%	29	55%			↑
SU Full term		26	88%	28	75%					↑	
JOU1100	FA Full term	8	100%	9	89%	16	56%	11	91%	↑	
	SP Full term	12	50%	17	71%	16	100%	10	80%	↑	
LIN1670	FA B term					45	69%	22	82%	↑	
	Full term							12	83%	↑	
	SP B term					9	100%			↑	
	Full term					26	73%			↑	

■ Indicates a success rate of 90% or higher
■ Indicates a success rate between 70% and 89%
■ Indicates a success rate below 70%

Course Success Rates- Multiple Sessions or Sub-sessions Only (4 of 5)

Dept., Associated Courses and Sub-session				2012-2013		2013-2014		2014-2015		2015-2016	
				Attempted	% Successful	Attempted	% Successful	Attempted	% Successful	Attempted	% Successful
Humanities/ Communication	LIT2000	FA	Full term							141	76%
		SP	Full term							303	77%
	LIT2040	FA	Full term							2	100%
		SP	Full term							20	75%
	LIT2110	FA	Full term	51	75%	51	84%	44	82%	71	85%
		SP	Full term	23	87%	11	91%			54	91%
		SU	Full term			28	82%	29	83%		
	LIT2120	SP	Full term	12	92%	37	70%	21	67%		
		SU	Full term	31	77%	12	75%				
	MMC1000	FA	Full term			21	71%	28	61%	6	67%
		SP	Full term	14	100%	17	65%	16	81%	10	80%
	REA0007	FA	A term	79	91%	90	87%				
			B term	23	65%	14	86%				
			Full term	29	79%	27	85%				
		SP	A term	38	92%						
			SU	Full term	11	64%	16	100%			
	REA0007L	FA	A term	79	91%	90	87%				
			B term	23	65%	14	86%				
			Full term	29	79%	27	85%				
		SP	A term	38	92%						
SU			Full term	11	64%	16	100%				
REA0017	FA	A term	175	90%	223	90%	154	86%	70	76%	
		B term	181	85%	196	84%	57	79%	49	67%	
		Full term	233	87%	161	78%					
	SP	A term	134	87%	203	77%	58	84%	42	81%	
		B term	123	86%	131	80%	40	55%	42	62%	
		Full term	80	81%	63	83%					
SU	Full term	85	94%	100	86%	71	85%	19	95%		

Indicates a success rate of 90% or higher
 Indicates a success rate between 70% and 89%
 Indicates a success rate below 70%

Course Success Rates- Multiple Sessions or Sub-sessions Only (5 of 5)

Dept., Associated Courses and Sub-session			2012-2013		2013-2014		2014-2015		2015-2016		
			Attempted	% Successful	Attempted	% Successful	Attempted	% Successful	Attempted	% Successful	
Humanities/ Communication	FA	A term	175	90%	223	90%	154	86%	70	76%	
		B term	181	85%	197	84%	57	79%	49	67%	
		Full term	233	87%	161	78%					
	REA0017L	A term	134	87%	203	77%	58	84%	42	81%	
		SP	B term	123	86%	131	80%	40	55%	42	62%
		Full term	80	81%	63	83%					
	SU	Full term	85	94%	100	86%	71	85%	19	95%	
	REA1105	FA	B term					13	69%		
		SP	B term					15	73%		
		Full term						11	45%		
	RTV2300	FA	Full term	70	76%	73	70%	73	53%		
		SP	Full term	76	62%	77	70%	79	63%		
		SU	Full term	15	93%	15	93%	15	100%		
	REL2300	FA	Full term							44	91%
		SP	Full term							122	69%
	RTV2104	FA	Full term							40	75%
		SP	Full term							8	88%

Indicates a success rate of 90% or higher
 Indicates a success rate between 70% and 89%
 Indicates a success rate below 70%

Average Class Size by Course (1 of 2)

Dept. and Associated Courses		2012-2013		2013-2014		2014-2015		2015-2016	
		Sections	Avg. Size	Sections	Avg. Size	Sections	Avg. Size	Sections	Avg. Size
Humanities/ Communication	AML2050	6	28	5	27	4	29	3	27
	AML2060	3	27	6	24	10	27	7	26
	AML2600	6	23	6	23	5	25	6	27
	CRW2100	2	21	2	18	2	18	1	15
	CRW2300	2	13	1	17			1	12
	ENC0015	17	19	11	19				
	ENC0025	41	18	48	17	20	17	12	15
	ENC0055L			3	4	70	8	88	8
	ENC1101	196	23	201	22	205	22	196	23
	ENC1102	162	22	154	21	148	22	157	22
	ENC2210	2	25	2	22	2	24	4	18
	ENG2100	2	21	2	12	2	22	1	22
	ENL2330							1	9
	ENL2931	2	19	2	13	2	20		
	HUM2020							10	27
	HUM2210	24	26	16	27	12	26	1	30
	HUM2230	8	23	4	27	2	27		
HUM2740	1	12	1	9			1	13	

Blank cells or missing years indicate no enrollment.

To prevent data from skewing, the following instructional methods are excluded: Labs associated with lectures, Private/Performance, OJT, Clinicals, Co-op, DIS, Field trips and Internships.

Average Class Size by Course (2 of 2)

Dept. and Associated Courses		2012-2013		2013-2014		2014-2015		2015-2016	
		Sections	Avg. Size	Sections	Avg. Size	Sections	Avg. Size	Sections	Avg. Size
Humanities/ Communication	IDH2028							1	17
	JOU1100	2	10	2	13	2	16	2	11
	LIN1670					7	11	3	11
	LIT2000							17	26
	LIT2040	1	5	1	11	1	7	2	11
	LIT2110	3	25	4	23	3	24	5	25
	LIT2120	2	22	4	12	1	21	1	28
	LIT2380	1	6						
	LIT2602	1	30	1	29	1	29	1	28
	MMC1000	1	14	2	19	2	22	2	8
	REA0007	11	16	9	16				
	REA0017	53	19	55	20	21	18	14	16
	REA0055L			2	5				
	REA1105					4	10	1	21
	REL2300							7	24
	RTV2104							3	16
	RTV2300	7	23	7	24	7	24	1	22
Total	556	22	551	21	533	20	549	20	

Blank cells or missing years indicate no enrollment.

To prevent data from skewing, the following instructional methods are excluded: Labs associated with lectures, Private/Performance, OJT, Clinicals, Co-op, DIS, Field trips and Internships.

Average Class Size – Multiple Methods Only (1 of 2)

Dept., Associated Courses and Instructional Method			2012-2013		2013-2014		2014-2015		2015-2016	
			Sections	Avg. Size	Sections	Avg. Size	Sections	Avg. Size	Sections	Avg. Size
Humanities/ Communication	AML2050	Lecture	4	27	4	26	4	29		
		Online	2	29	1	32				
	AML2060	Hybrid			3	22	3	23		
		Lecture	1	29	1	16	1	15	1	17
	AML2600	Online	2	26	2	30	6	30	6	28
		Lecture	4	19	4	19	3	22	4	25
	ENC0025	Online	2	30	2	30	2	31	2	29
		Hybrid			1	19	3	16	4	14
	ENC0055L	Lecture			3	4	65	8	18	2
		Online					5	1	70	9
	ENC1101	Hybrid	5	23	5	20	6	19	23	22
		Lecture	165	23	166	22	165	23	134	23
	ENC1102	Online	26	23	30	24	34	22	39	23
		Hybrid	9	21	5	19	5	21	23	20
	ENC2210	Lecture	122	22	117	21	112	22	98	21
		Online	31	23	32	22	31	23	36	24
		Hybrid							2	16
		Online							2	20

Years are reporting years, SU-SP.

Blank cells or missing years indicate no enrollment.

To prevent data from skewing, the following instructional methods are excluded: labs associated with lectures, Private/Performance, OJT, clinicals, co-op, DIS, field trips and internships.

Average Class Size – Multiple Methods Only (2 of 2)

Dept., Associated Courses and Instructional Method			2012-2013		2013-2014		2014-2015		2015-2016	
			Sections	Avg. Size	Sections	Avg. Size	Sections	Avg. Size	Sections	Avg. Size
Humanities/ Communication	HUM2220	Lecture						8	27	
		Online						2	26	
	HUM2210	Hybrid	3	26						
		Lecture	15	26	10	26	9	26		
		Online	6	28	6	28	3	27		
	HUM2230	Hybrid	3	16						
		Lecture	1	27	1	21	1	25		
		Online	4	28	3	29	1	29		
	LIT2000	Hybrid							3	24
		Lecture							10	25
		Online							4	30
	LIT2110	Lecture	2	23	2	17	1	14	2	23
		Online	1	29	2	29	2	30	3	26
	LIT2120	Lecture	1	12	3	12	1	21		
		Online	1	31	1	12				
	REA0017	Hybrid			1	17	3	17	11	15
		Lecture	49	19	51	19	16	18	1	8
		Online	4	20	3	24	2	21	2	23
	REL2300	Hybrid							3	18
		Lecture							4	28
RTV2104	Hybrid							1	8	
	Lecture							1	10	
	Online							1	30	
RTV2300	Hybrid	1	15	1	15	1	15			
	Lecture	2	18	2	19	2	18			
	Online	4	28	4	28	4	29			

College Total

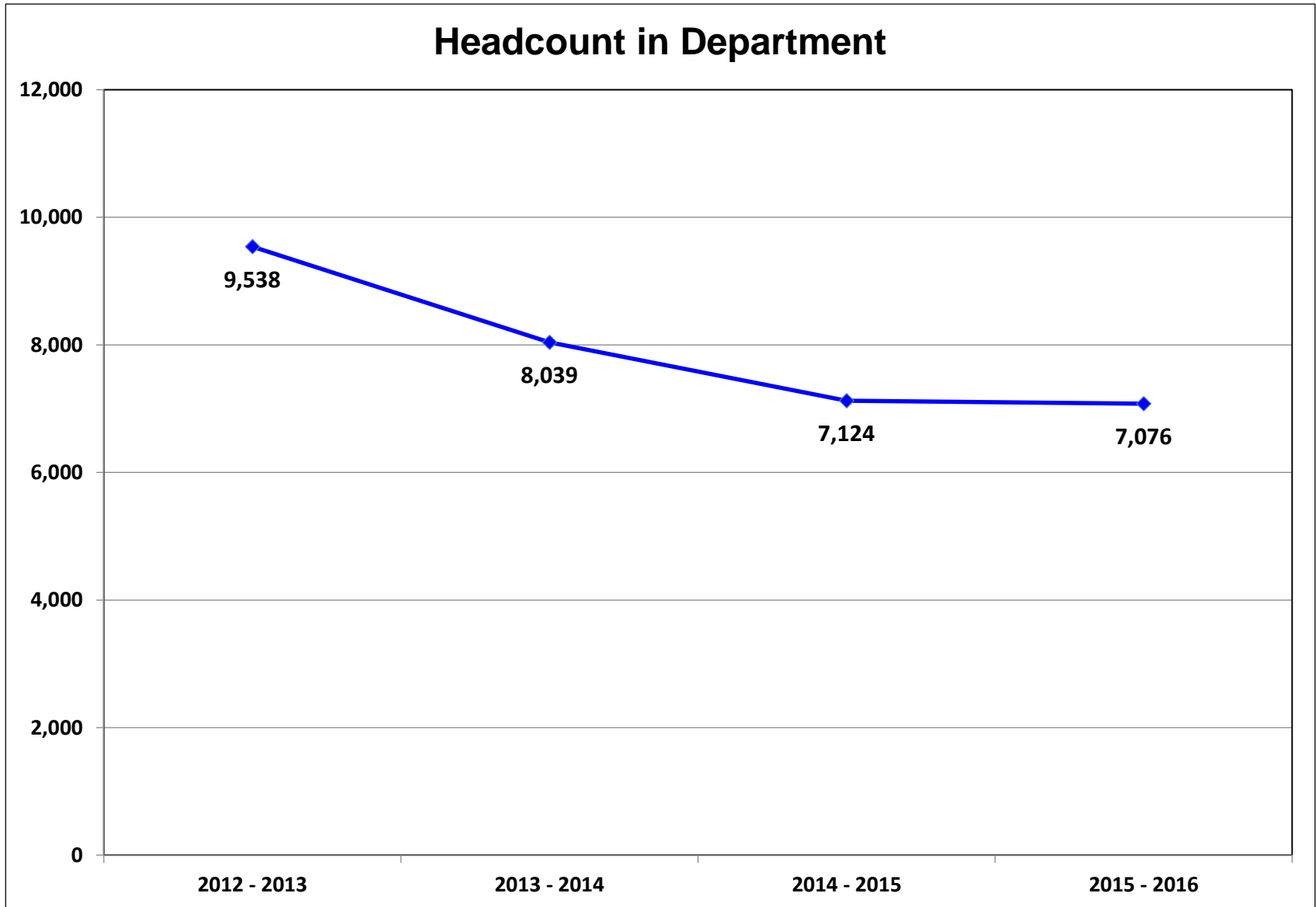
Instructional Method	2012-2013	2013-2014	2014-2015	2015-2016
	Avg. Size	Avg. Size	Avg. Size	Avg. Size
Hybrid	22	22	22	21
Lecture	23	23	22	22
Online	27	28	29	30
College Total	23.7	23.9	24.6	25

Years are reporting years, SU-SP.

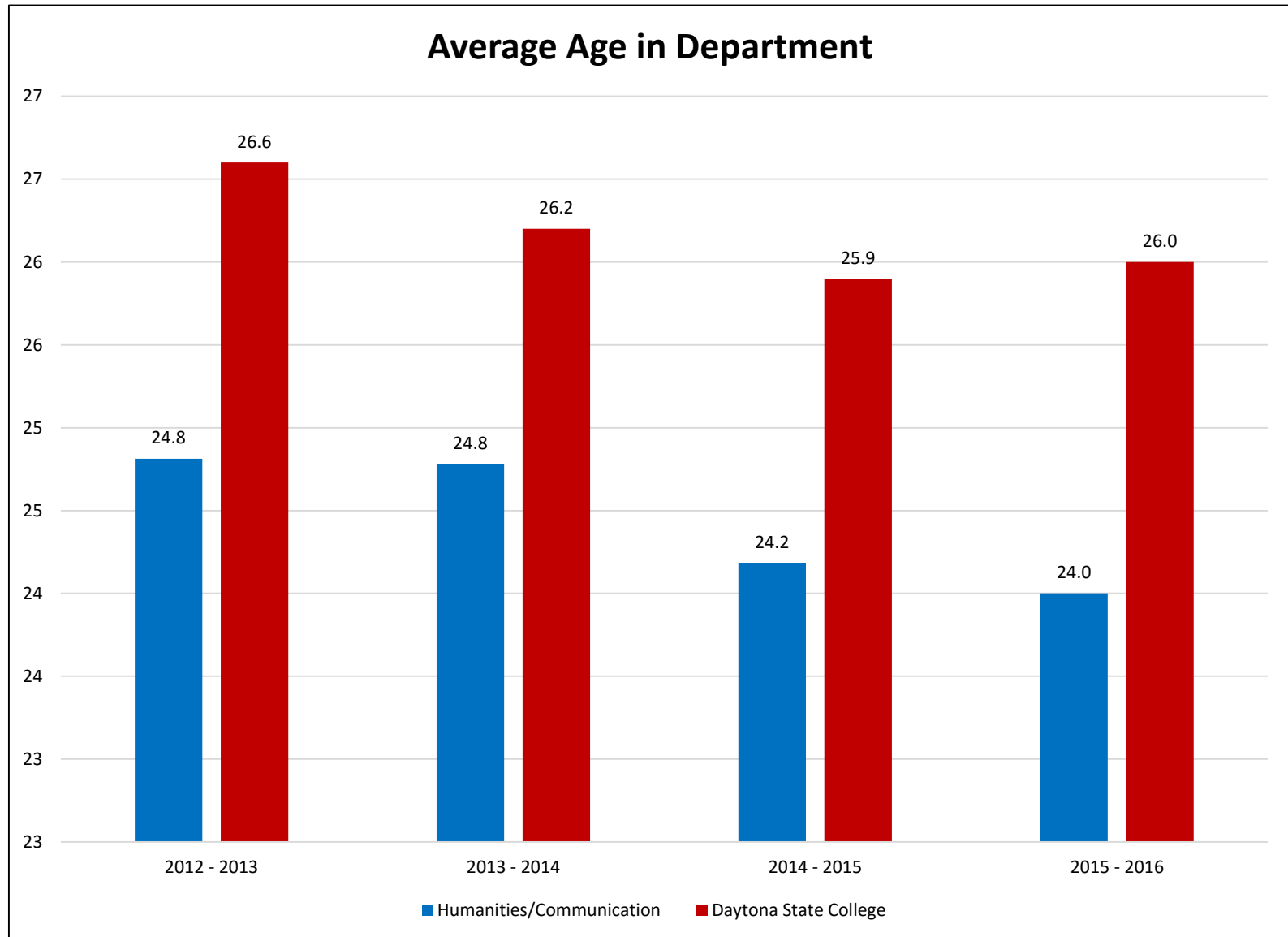
Blank cells or missing years indicate no enrollment.

To prevent data from skewing, the following instructional methods are excluded: labs associated with lectures, Private/Performance, OJT, clinicals, co-op, DIS, field trips and internships.

Source: IR Program Assessment Data



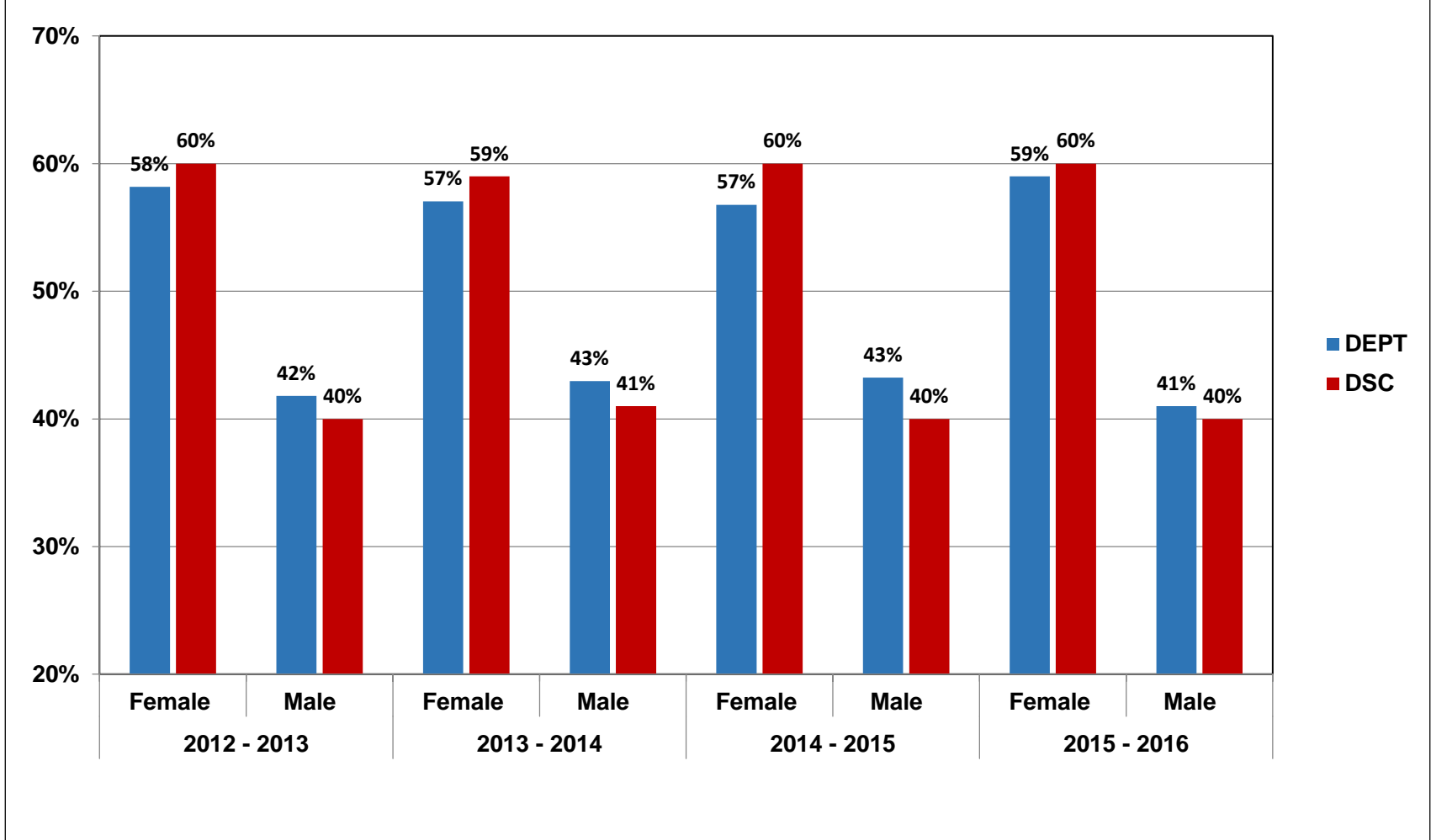
College Enrollment Decreased: 7.9%(12/13); 3%(13/14); 0.73%(14/15); 1.14% (15/16)



Calculation excludes individuals whose birthdates are not reported.

Source: IR Program Assessment Data

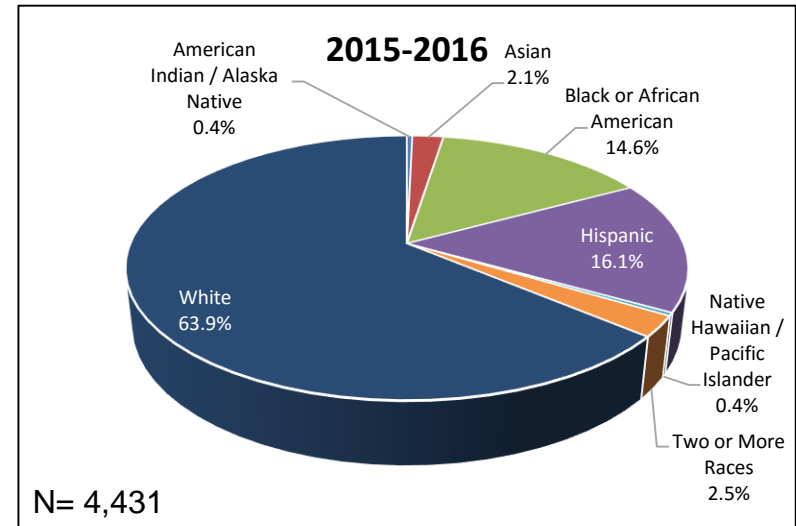
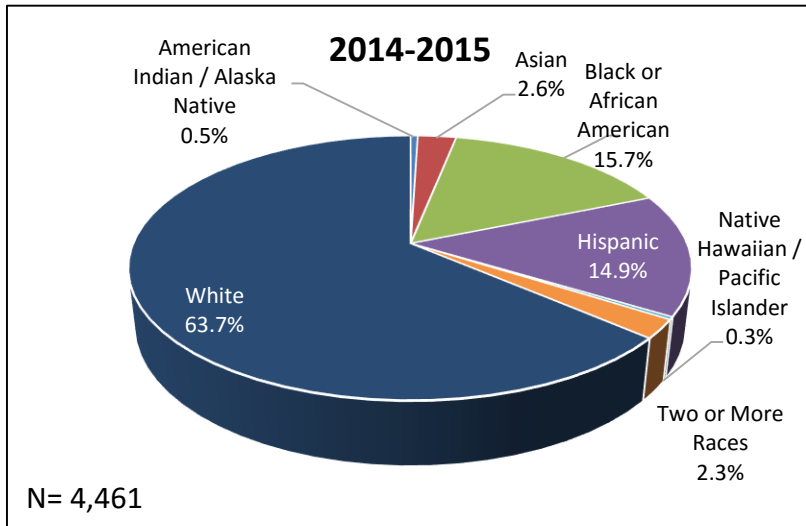
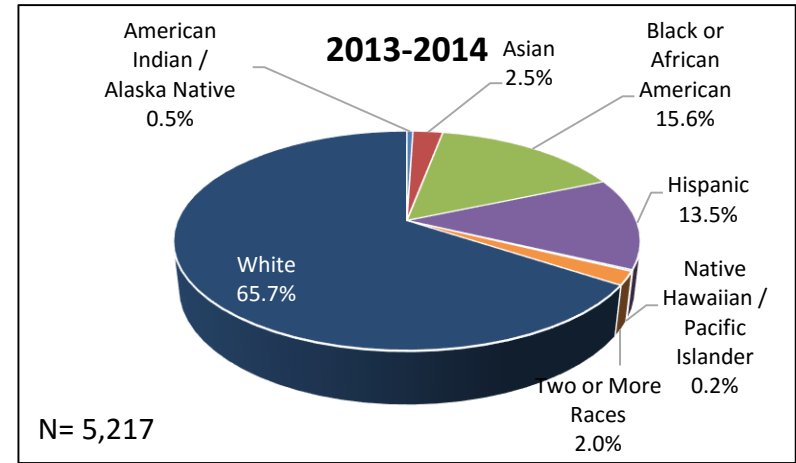
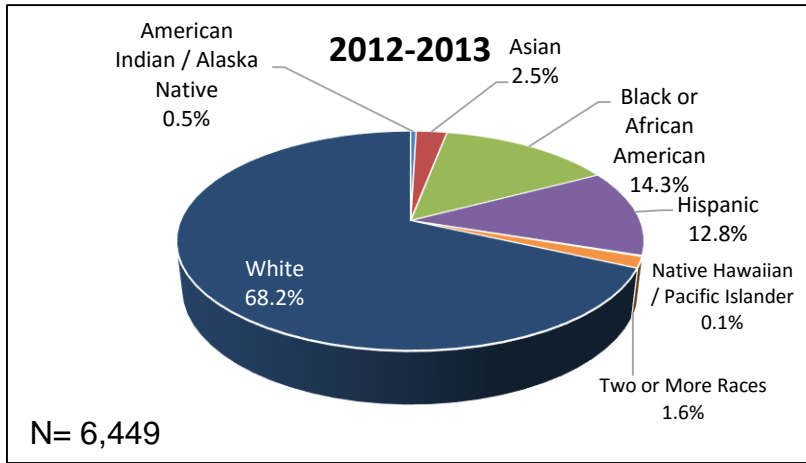
Gender



Source: IR Program Assessment Data

Excludes individuals whose gender is not reported.

Enrollment by Race/Ethnicity



DSC Averages 2015-2016

Amer Indian/ Alaska Native	Asian	Black or African Amer	Hispanic	Nat Hawaiian Pacif Islander	2 or More Races	White
0%	2%	14%	14%	0%	2%	66%

Excludes individuals whose race / ethnicity is not reported.

Source: IR Program Assessment Data