

ASSESSMENT DAY

College of Business, Engineering and Technology

School of Business Administration

February 10, 2017

Academic Assessment

	LEVEL	FOCUS	CONDUCTED BY	FREQUENCY
Academic Success Committee	Program	<ul style="list-style-type: none"> Quality of assessment practices 	Committee of peers	Years 1 & 2
Instructional Program Review	Program / Cluster	<ul style="list-style-type: none"> Enrollment, retention, completion Industry certifications and job placement Program budget and staffing Advisory committees Curriculum changes 	Committee of peers	Year 3
Assessment Day	Course/ Program	<ul style="list-style-type: none"> Enrollment by demographics Graduation and retention Average class size Course success rate Placement rate SLOs, PLOs and ILOs 	Program Chair and Faculty	Years 1, 2, 3

Programs – Certificates and 2 Year Degree Programs

[2084 - Accounting Technology](#)

[0943 - Accounting Technology Management](#)

[0935 - Accounting Technology Operations - Tax Preparation](#)

[2059 - Business Administration](#)

[0916 - Business Management](#)

[0913 - Business Operations - Entrepreneurship](#)

[2221 - Industrial Management Technology \(Limited Access Program\)](#)

[0817 - Marketing, Sales and Service - Entrepreneurship](#)

[2229 - Office Administration](#)

[2228 - Office Administration \(Medical Systems Option\)](#)

[0914 - Office Management](#)

[0919 - Office Management \(Medical Option\)](#)

[0926 - Office Support \(Technical Certificate\)](#)

[2062 - Paralegal Studies \(Legal Assisting\)](#)

[0979 - Television Studio Production](#)

Courses – Certificates and 2 Year Degree Programs

ACG2021 Principles of Financial Accounting	ACG2071 Principles of Managerial Accounting	APA1111 Computerized Accounting/ Bookkeeping I
APA1121 Computerized Accounting/ Bookkeeping II	APA1711 Computer Spreadsheet	BUL2241 Business Law I
BUL2242 Business Law II	ECO2013 Principles of Macro Economics	ECO2023 Principles of Micro Economics
FIN1100 Personal Financial Planning	FIN2000 Principles of Finance	GEB1011 Introduction to Business
GEB2351 International Business	GEB2430 Ethics and Social Responsibility	GEB2905 Directed Study in Business
ISM2000 Business Information Processing	MAN2021 Principles of Management	MAR2011 Principles of Global Marketing
MAR2101 Social Media Marketing	MAR2321 Advertising	MAR2720 Introduction to E-Commerce
MKA2021 Sales Fundamentals	MNA2161 Quality Service Management	MNA2345 Supervision of Personnel
OST1100 Keyboarding and Formatting I	OST1110 Keyboarding and Formatting II	OST1141 Keyboarding
OST1330 Business English	OST1435 Legal Terminology	OST1711 Word Processing I
OST1760 Word Processing II	OST2336 Business Communications	OST2401 Basic Office Procedures
OST2431 Legal Office Procedures	OST2461 Medical Office Procedures	OST2501 Office Management
OST2713 Advanced Computer Software Applications	OST2828 Business Presentation Software	OST2852 Excel for the Office
PLA1003 Introduction to Paralegal	PLA1103 Legal Writing and Research I	PLA1610 Real Estate Law and Property
PLA1800 Law of Domestic Relations	PLA2114 Legal Writing and Research II	PLA2200 Introduction to Litigation, Torts and Evidence
PLA2303 Criminal Law and the Paralegal	PLA2460 Bankruptcy Law	PLA2600 Probate Administration
PLA2763 Law Office Management	PLA2880 Constitutional Law	PLA2905
PLA2949 Cooperative Education Experience in Legal Assisting	QMB1001 Business Math	RTV1000 Fundamentals of Broadcast Production
RTV1000L Fundamentals of Broadcast Production Lab	RTV1510 Studio Television Production	RTV1510L Studio Television Production Lab
RTV2541 Team Media Production	RTV2541L Team Media Production Lab	RTV2600 Acting for the Lens and Camera
RTV2600L Acting for the Lens and Camera Lab	SBM2000 Small Business Management	TAX2000 Personal Income Tax

Action Items from Last Assessment Day

Assessment Day (4/7/2016) - Certificates and 2 Year Degree Programs

For the 2-year programs and certificates:

- Revise College website pages
- Orientation/interaction for online students;
- Business tutors;
- Combine assessment reports for AS and certificate;
- Research opportunity to include some curriculum elements of SLS into introductory courses;
- Review Industrial Management curriculum

For Institutional Effectiveness:

- Average class size for the college
- Follow-up meeting – Cognos reports

Program Learning Outcomes

AS Business Administration #2059

1. Generate effective communication of ideas, concepts and terminology.
2. Identify legal and ethical concerns and demonstrate social responsibility in business situations.
3. Explain how economic theories impact businesses and consumers.
4. Interpret and apply business related theories and technology to problems, cases, or research papers.
5. Utilize appropriate software and prepare applicable business documentation.
6. Create and analyze financial information for management related decisions.
7. Formulate a marketing plan for a company that incorporates marketing concepts.
8. Develop a business plan for a new business venture.

Business Management Certificate #0916

1. Prepare financial information for management-related decisions.
2. Generate effective communication of ideas, concepts and terminology.
3. Apply business related theories to problems, cases, or research papers.
4. Create business documentation using appropriate software.
5. Formulate a company marketing plan using marketing concepts.
6. Develop a business plan for a new business venture.

Program Learning Outcomes

Business Management Certificate #0913

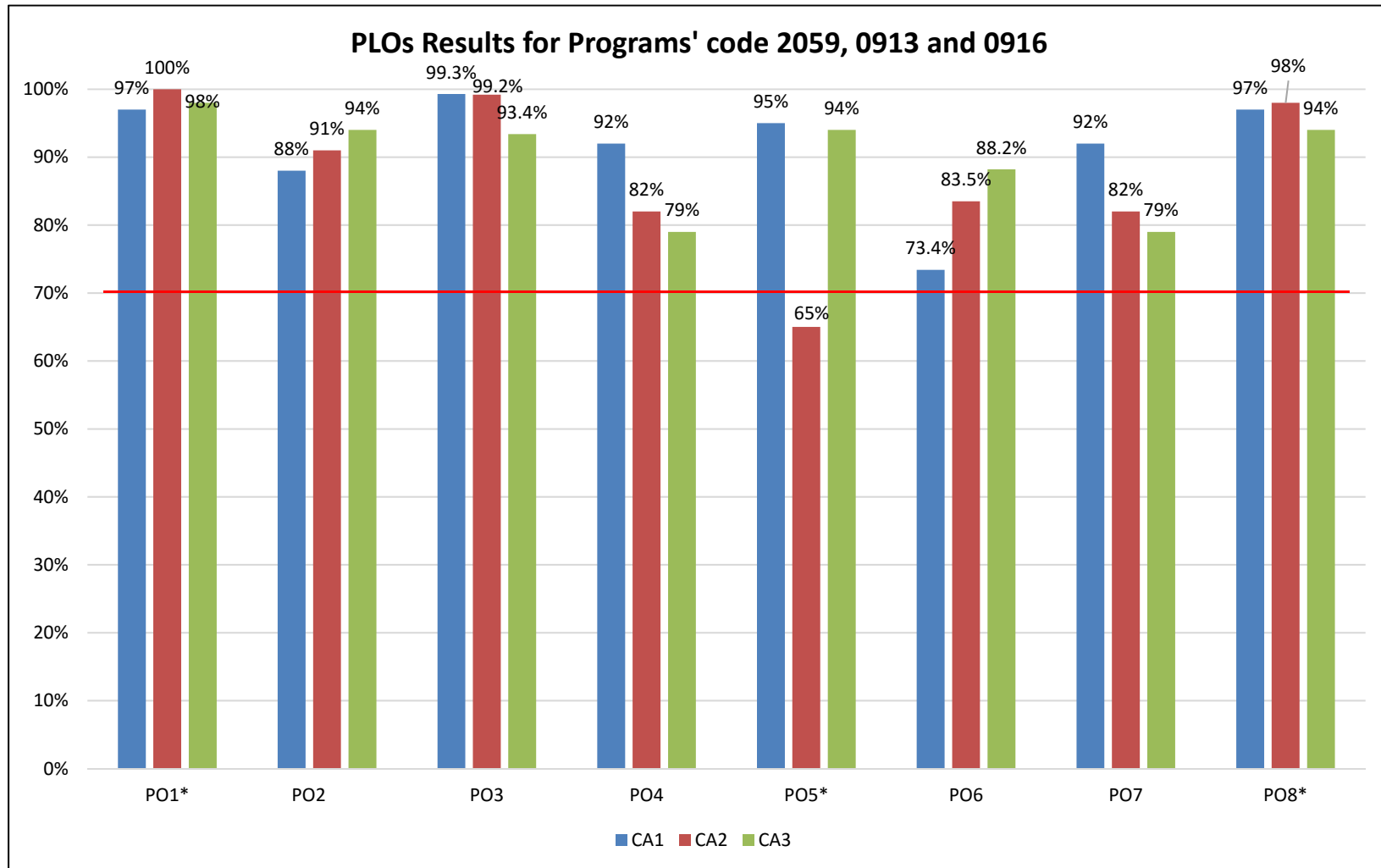
1. Prepare financial information for management-related decisions.
2. Generate effective communication of ideas, concepts and terminology.
3. Apply business related theories to problems, cases, or research papers.
4. Create business documentation using appropriate software.
5. Formulate a company marketing plan using marketing concepts.
6. Develop a business plan for a new business venture.

Sales Entrepreneurship Certificate #0817

Graduates of the program will be able to:

1. Identify various marketing strategies or service techniques.
2. Demonstrate effective communication via marketing strategy.
3. Plan the components of a marketing strategy.
4. Develop a business plan.

Program Learning Outcomes



CA: Critical Assignment

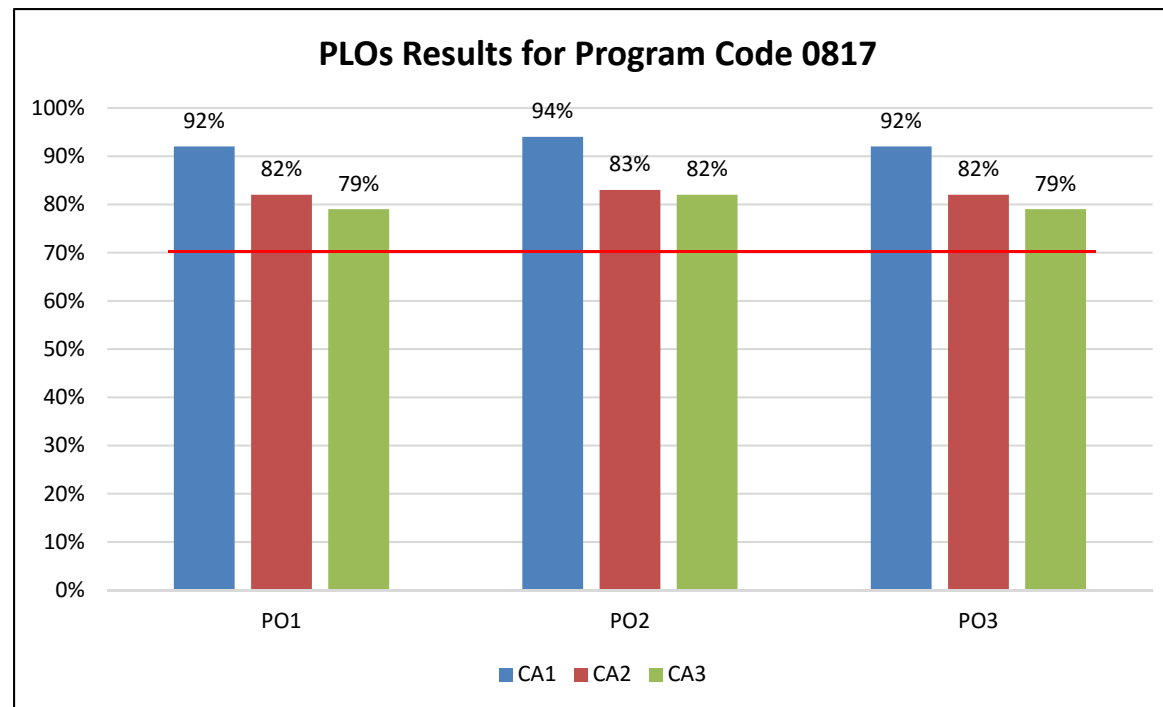
*: Results given for only those who attempted the assignment

Program Learning Outcomes

Sales Entrepreneurship Certificate #0817

Graduates of the program will be able to:

1. Create a project for an organization that incorporates marketing research and concepts.
2. Differentiate social media marketing platforms, options and their beliefs to organizations.
3. Plan and organize a sales presentation.
4. Identify methods for evaluating the effectiveness of various advertising media.



CA: Critical Assignment

Program Learning Outcomes

AS Accounting Technology #2084

1. Demonstrate clear and effective communication
2. Solve business problems using critical thinking.
3. Identify and discuss legal and ethical issues in tax preparation, financial planning, and the business environment.
4. Use appropriate software and hardware to produce tax returns, financial plans, and financial reports.
5. Demonstrate a basic working knowledge of estate planning, investment planning and cash management.
6. Apply Generally Accepted Accounting Principles to record, summarize, and report business transactions.
7. Demonstrate an understanding of corporate finance in the field of business.
8. Identify sound measures of internal control and protection of business assets.
9. Demonstrate an understanding of the global business environment.

Program Learning Outcomes

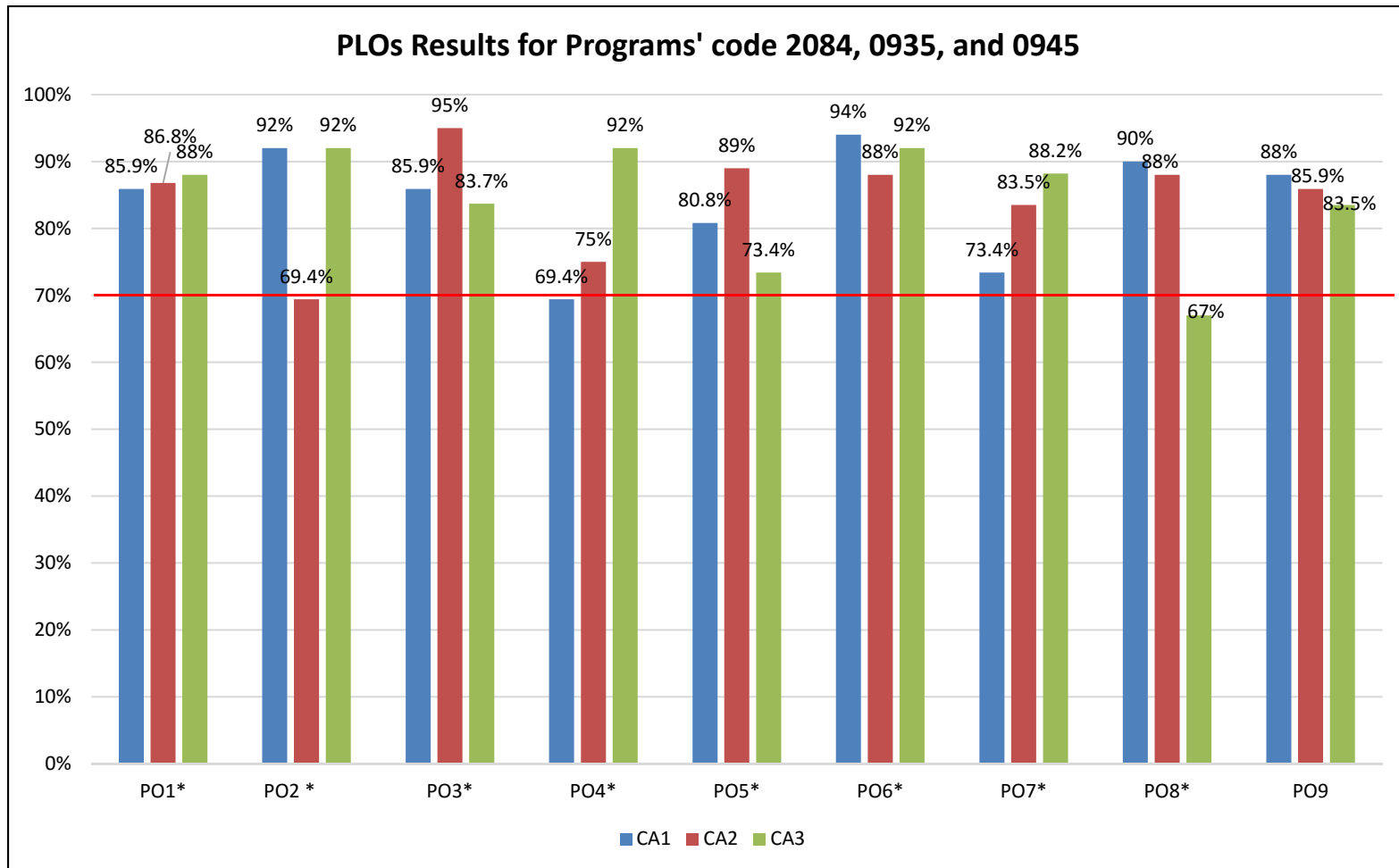
Accounting Technology Operations – Tax Preparation - #0935

1. Demonstrate clear and effective communication
2. Solve business problems using critical thinking.
3. Identify and discuss legal and ethical issues in tax preparation, financial planning, and the business environment.
4. Use appropriate software and hardware to produce tax returns, financial plans, and financial reports.
5. Demonstrate a basic working knowledge of estate planning, investment planning and cash management.
6. Apply Generally Accepted Accounting Principles to record, summarize, and report business transactions.

AS Certificate – Accounting Applications/Computerized #0943

1. Demonstrate clear and effective communication
2. Solve business problems using critical thinking.
3. Identify and discuss legal and ethical issues in tax preparation, financial planning, and the business environment.
4. Use appropriate software and hardware to produce tax returns, financial plans, and financial reports.
5. Demonstrate a basic working knowledge of estate planning, investment planning and cash management.
6. Apply Generally Accepted Accounting Principles to record, summarize, and report business transactions.
7. Demonstrate an understanding of corporate finance in the field of business.

Program Learning Outcomes



CA: Critical Assignment

*: Results given for students that completed the course (No Ws or FNs included)

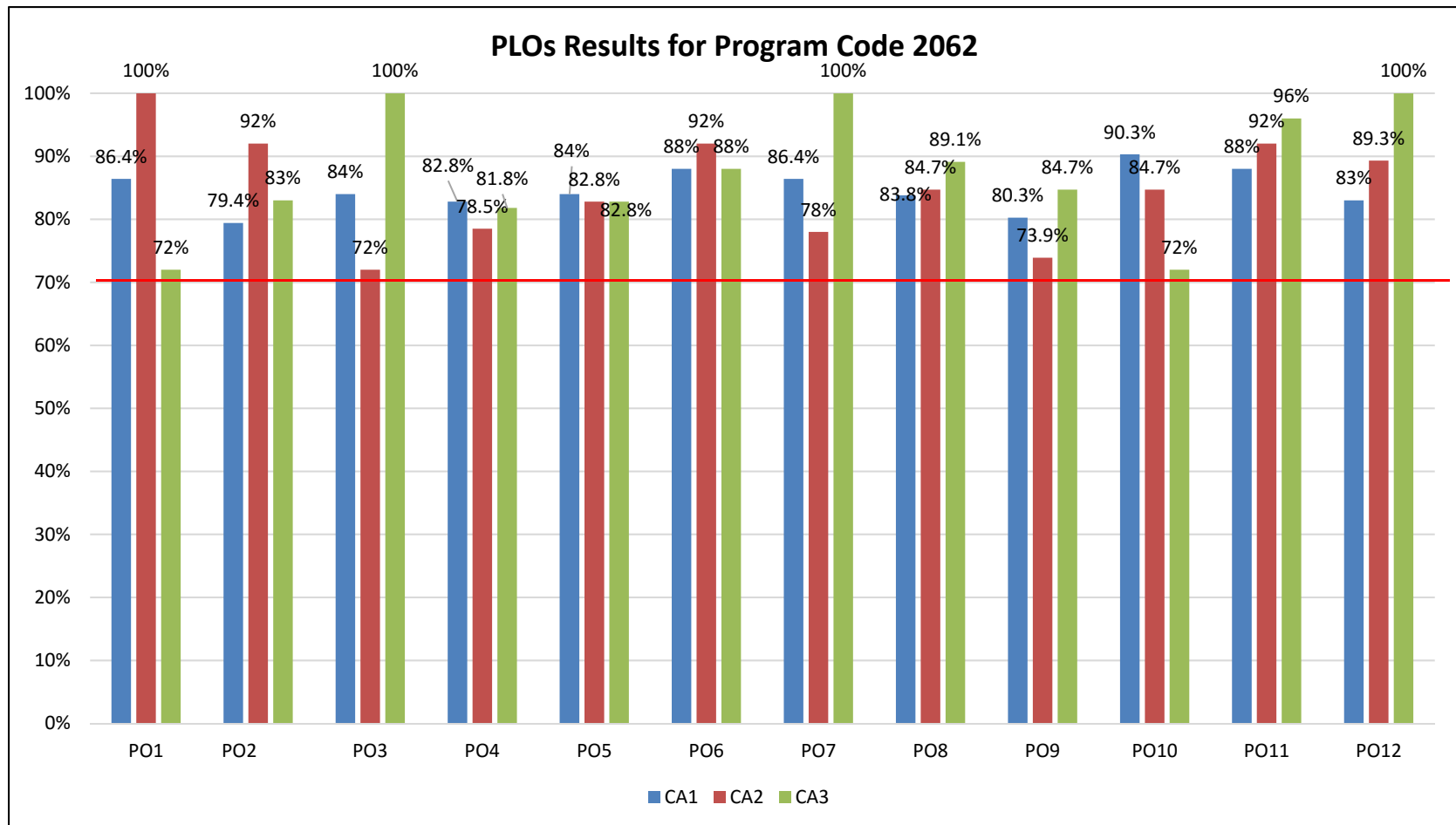
Program Learning Outcomes

AS Paralegal Studies (Legal Assisting) #2062

1. Communicate in a clear and effective manner.
2. Identify and apply ethical and professional standards of the paralegal profession.
3. Demonstrate ability to utilize the law library and electronic legal research to create well-written legal documents.
4. Apply knowledge of tort law, constitutional law, and criminal law concepts to analyze factual situations.
5. Demonstrate knowledge of all phases of litigation practice and procedure.
6. Examine real property law and its application to real property transactions.
7. Analyze issues related to estate planning and probate administration concepts and their application to probate procedures.
8. Identify the fundamental principles of the law of business organizations.
9. Explain how contract law and the Uniform Commercial Code impacts individuals and business entities.
10. Demonstrate knowledge of entrepreneurship, management techniques and procedures.
11. Analyze family law situations by applying family law and procedure.
12. Identify and demonstrate employability skills.

Program Learning Outcomes

AS Paralegal Studies (Legal Assisting) #2062

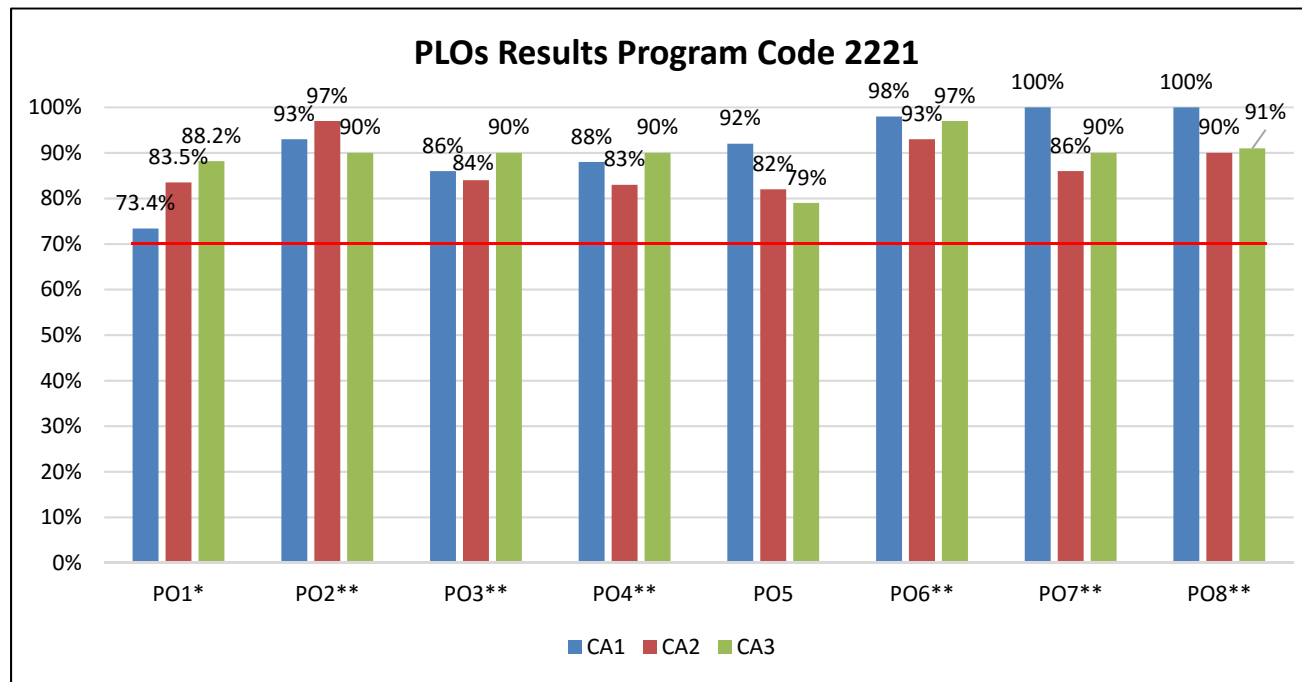


CA: Critical Assignment

Program Learning Outcomes

AS Industrial Management, code 2221

1. Prepare and use financial information to support decision making.
2. Generate effective communication of ideas, concepts and terminology.
3. Interpret and apply business related theories and technology to problems, cases, or research papers.
4. Utilize appropriate software and prepare applicable business documentation.
5. Formulate a marketing plan for a company that incorporates marketing concepts.
6. Develop a business plan for a new business venture.
7. Demonstrate proficiency in a technical field including theory, applications, troubleshooting and safety.
8. Demonstrate the ability to plan and initiate projects related to the field.



CA: Critical Assignment, *: Course completer, **: Attempted assignment

Program Learning Outcomes

Office Administration (Medical Systems Option) #2228

1. Communicate in a clear and effective manner.
2. Perform business computations, records and medical office management skills.
3. Perform keyboarding and document processing activities.
4. Demonstrate knowledge of human relations skills.
5. Demonstrate employable skills.
6. Perform information processing and transmittal activities.
7. Develop leadership skills.
8. Perform consumer purchasing activities.
9. Perform decision making activities.

AS Office Administration #2229

1. Communicate in a clear and effective manner.
2. Perform business computations, records and office management skills.
3. Perform keyboarding and document processing activities.
4. Demonstrate knowledge of human relation skills.
5. Demonstrate employability skills.
6. Perform information processing and transmittal activities.
7. Develop leadership skills.
8. Perform consumer purchasing activities.
9. Perform decision making activities.

Program Learning Outcomes

Certificate Office Management #0914

1. Communicate in a clear and effective manner.
2. Perform keyboarding and document processing activities.
3. Demonstrate knowledge of human relations skills.
4. Demonstrate employability skills.
5. Develop leadership skills.
6. Perform information processing and transmittal activities.
7. Perform decision-making activities as related to business software and the office environment.
8. Perform business computations, records and office management skills.

Certificate Office Management (Medical Option) #0919

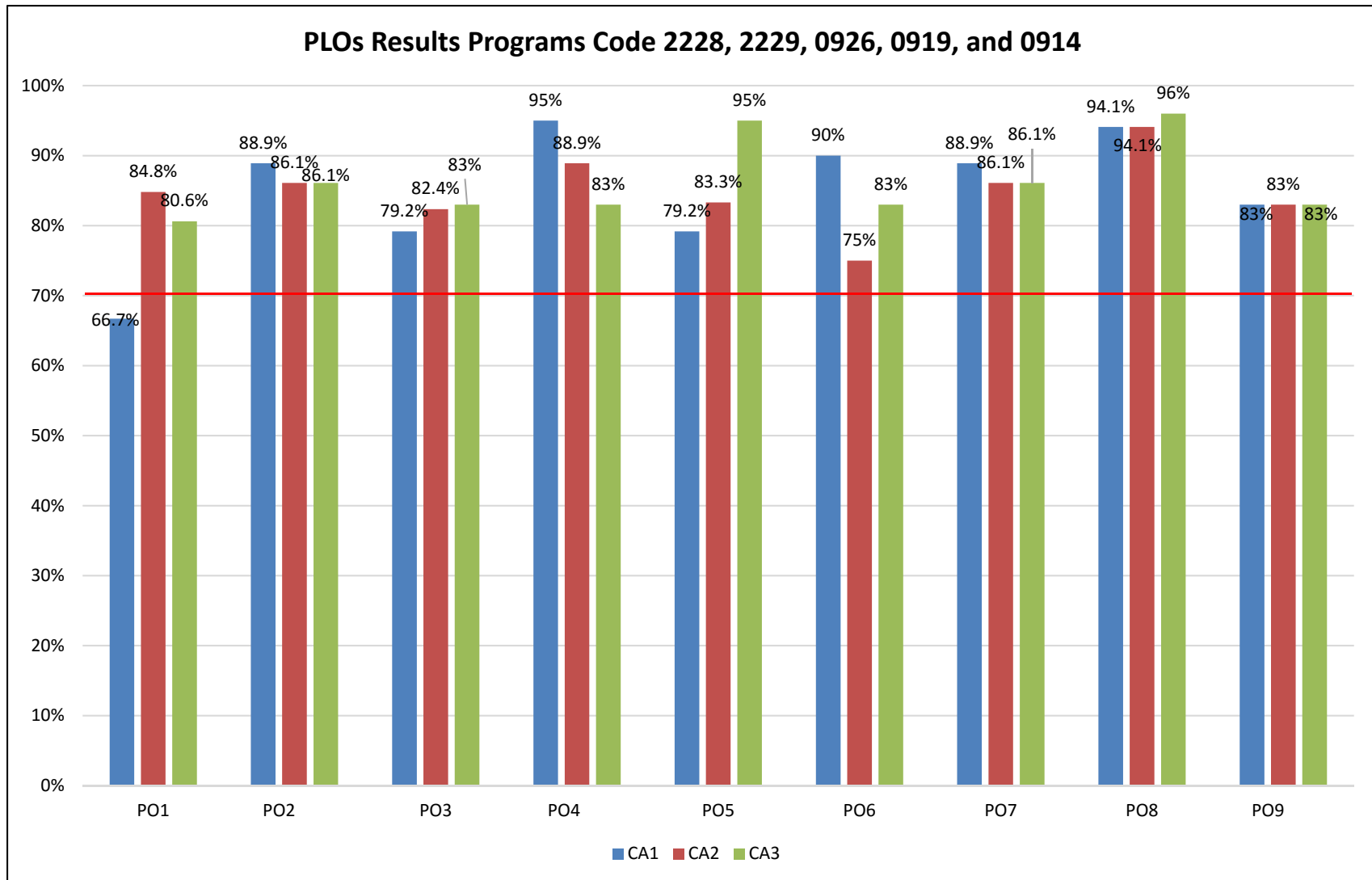
1. Communicate in a clear and effective manner.
2. Perform business computations, records and medical office management skills.
3. Perform keyboarding and document processing activities.
4. Perform information processing and transmittal activities.
5. Develop leadership skills.
6. Demonstrate employable skills.
7. Demonstrate knowledge of human relations skills.

Program Learning Outcomes

Certificate Office Support (Technical) #0926

1. Communicate in a clear and effective manner.
2. Perform keyboarding and document processing activities.
3. Demonstrate knowledge of human relations.
4. Demonstrate employability skills.
5. Perform information processing and transmittal activities.
6. Perform decision-making activities as related to business software and the office environment.

Program Learning Outcomes



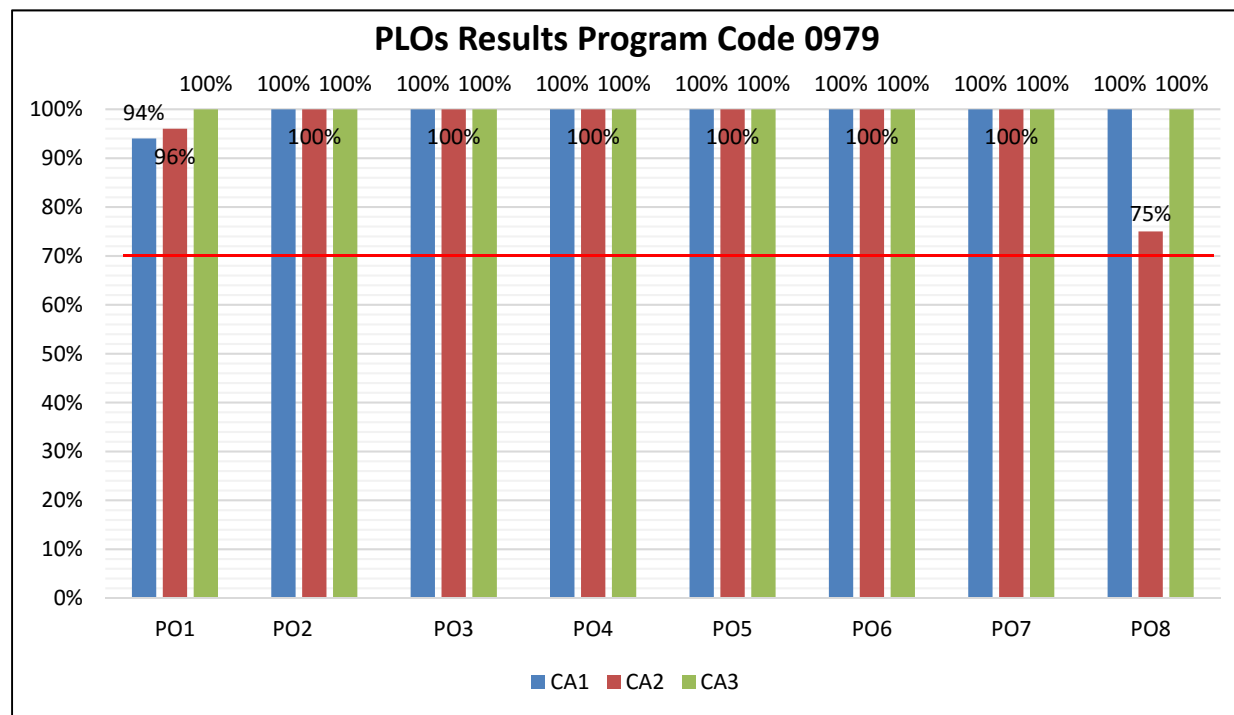
CA: Critical Assignment

Level of Achievements at 70% and 80%

Program Learning Outcomes

Television Studio Production Certificate #0979

1. Exhibit team skills.
2. Model safe and efficient work practices.
3. Create appropriate lighting for location and/or set productions.
4. Operate a video camera
5. Generate studio and/or location footage.
6. Record mix, and edit audio resources.
7. Use production control room equipment.
8. Organize and edit video resources



CA: Critical Assignment

Assessment Data 2014-2015 and 2015-2016: Programs and Institutional Learning Outcomes

Program	Critical/ Creative Thinking		Communication		Cultural Literacy		Information & Technical Literacy	
	14/15	15/16	14/15	15/16	14/15	15/16	14/15	15/16
0817 - MARKETING, SALES, SER ENT	82%-100%	79%-92%	77%-100%	80%-92%	82%-94%	70%-82%	85%-90%	80%-92%
0913 - BUSINESS OPER/ENTREPREN.	82%-100%	79%-92%	82%-97%	94%-98%	82%100%	79%-92%	84%-86%	65%-98%
0914 - OFFICE MANAGEMENT	86.2%-92%	88.8%	88.1%-92.7%	58.1%-87.1%	88%-92%	76.9%-92.3%	84%-89%	83%
0916 - BUSINESS MANAGEMENT	82%-100%	79%-92%	82%-97%	94%-98%	82%100%	79%-92%	84%-86%	65%-98%
0919 - OFFICE MGMT-MEDICAL	86.1%-91%	88.8%	88.1%-92.7%	58.1%-87.1%	92.7%-100%	76.9%-92.3%	86.1%-91%	83%
0926 - OFFICE SUPPORT-TECH. CER	88.6%-100%	88.8%	88.1%-92.7%	58.1%-87.1%	84.2%-88%	76.9%-92.3%	86.1%-91%	83%
0935 - ACCOUNTING OPER-TAX PREP	67%-91%	69.4%-92%	84%-91%	85.9%-88%	80%-91%	85.9%-93%	67%-91%	69.4%-92%
0943 - ACCOUNTING TECH MGMT	67%-91%	69.4%-92%	84%-91%	85.9%-88%	80%-91%	85.9%-93%	67%-91%	69.4%-92%
0979 - TELEVISION STUDIO PROD	100%	100%	74%-100%	75%-100%	100%	100%	91%-100%	100%
2059 - BUSINESS ADMINISTRATION	82%-100%	79%-92%	82%-97%	94%-98%	82%-100%	79%-92%	84%-86%	65%-98%
2062 - PARALEGAL-LEGAL ASST	86%-96%	92%-100%	76%-96%	88%-100%	70%-92%	78.5%-82.8%	83%-94%	89.8%-100%
2084 - ACCOUNTING TECHNOLOGY	67%-91%	69.4%-92%	84%-91%	85.9%-88%	70%-84%	85.9%-93%	67%-91%	69.4%-92%
2221 - INDUSTRIAL MGMT TECH	82%-100%	79%-92%	82%-97%	93%-98%	82%-100%	79%-92%	84%-86%	83%-98%
2228 - OFFICE ADM-MED SYSTEMS	88%-92%	88.8%	86.2%-92%	58.1%-87.1%	88%-92%	76.9%-92.3%	91.2%-100%	83%
2229 - OFFICE ADMINISTRATION	85.5%-89%	88.8%	86.5%-92%	58.1%-87.1%	92.7%-96.2%	76.9%-92.3%	86.1%-91%	83%

Course Success Rates (1 of 3)

Major	Course	2012-2013		2013-2014		2014-2015		2015-2016		
		Attempted	% Successful	Attempted	% Successful	Attempted	% Successful	Attempted	% Successful	
0979 TELEVISION STUDIO PROD	RTV1000	36	100%	34	94%	32	78%	21	90%	↑
	RTV1201	21	95%	31	97%	23	96%			
	RVT1510							21	100%	
	RTV2222	7	100%	24	100%	20	95%			
	RVT2541							15	67%	
	RTV2600					10	100%	9	89%	
	Major	64	98%	89	97%	85	89%	66	88%	
2059 BUSINESS ADMINISTRATION	ECO2013	1020	79%	940	79%	901	77%	901	77%	↑
	ECO2023	633	78%	722	80%	703	83%	680	84%	↑
	GEB1011	385	72%	353	76%	324	76%	339	74%	
	GEB2351	44	70%	12	100%			126	70%	↑
	GEB2430	746	80%	663	79%	784	80%	710	82%	↑
	GEB2949	1	100%							
	ISM2000	393	71%	393	73%	388	77%	340	78%	↑
	MAN2021	204	71%	223	78%	168	80%	180	82%	
	MAR2011	99	70%	97	75%	97	81%	149	74%	
	MAR2101	34	94%	105	80%	120	77%	118	85%	↑
	MAR2321	35	94%	35	83%	39	79%	75	84%	
	MAR2720	18	89%	10	50%					
	MKA2021	27	96%	18	67%	31	84%	1	100%	↑
	MNA2161	57	89%	66	80%	70	76%	43	84%	
	MNA2345	62	90%	77	91%	74	95%	67	91%	
	MNA2949	2	100%	2	100%					
	SBM2000	104	73%	109	81%	140	80%	123	89%	↑
Major	3864	77%	3825	78%	3839	79%	3852	80%	↑	

■ Indicates a success rate of 90% or higher
■ Indicates a success rate between 70% and 89%
■ Indicates a success rate below 70%

Source: IR Program Assessment Data

Course Success Rates (2 of 3)

Major	Course	2012-2013		2013-2014		2014-2015		2015-2016	
		Attempted	% Successful	Attempted	% Successful	Attempted	% Successful	Attempted	% Successful
2062 PARALEGAL- LEGAL ASST	BUL2241	276	72%	234	75%	254	77%	246	82%
	BUL2242	71	79%	69	83%	53	77%	46	87%
	OST1141	161	86%	202	85%	159	79%	123	85%
	OST1435	38	92%	84	90%	64	78%	70	83%
	PLA1003	44	86%	63	76%	64	70%	63	83%
	PLA1103	38	89%	29	86%	12	92%	44	89%
	PLA1610	29	93%	28	96%	23	96%	27	93%
	PLA1800	26	96%	21	90%	24	92%	24	96%
	PLA2114	37	97%	28	96%	21	100%	20	100%
	PLA2200	29	93%	24	88%	20	95%	29	93%
	PLA2303	42	90%	55	87%	37	86%	23	87%
	PLA2460	52	81%	37	84%	38	84%	32	91%
	PLA2600	25	96%	23	91%	17	82%	18	100%
	PLA2763	47	87%	22	91%	36	86%	31	87%
	PLA2880	252	66%	179	74%	112	71%	82	79%
PLA2949	1	100%	3	100%	1	100%	2	100%	
Major		1168	79%	1101	82%	935	79%	880	85%
2084 ACCOUNTING TECHNOLOGY	ACG2021					388	68%	488	65%
	ACG2022	392	78%	469	76%	109	87%		
	ACG2071	234	85%	243	84%	254	85%	255	77%
	ACG2949			1	100%				
	APA1111	110	60%	105	58%	76	64%	66	70%
	APA1121	37	73%	41	73%	36	69%	36	69%
	APA1711	103	61%	103	78%	77	68%	84	76%
	FIN1100	115	76%	152	85%	205	74%	185	79%
	FIN2000	149	62%	152	66%	139	78%	124	68%
	TAX2000	73	75%	48	69%	57	72%	43	72%
Major		1213	74%	1314	76%	1341	75%	1281	71%

Indicates a success rate of 90% or higher
Indicates a success rate between 70% and 89%
Indicates a success rate below 70%

Course Success Rates (3 of 3)

Major	Course	2012-2013		2013-2014		2014-2015		2015-2016	
		Attempted	% Successful	Attempted	% Successful	Attempted	% Successful	Attempted	% Successful
2228 OFFICE ADM-MED SYSTEMS	OST2461	17	88%	18	94%	24	92%	17	88%
	Major	17	88%	18	94%	24	92%	17	88%
2229 OFFICE ADMINISTRATION	OST1100	51	86%	66	94%	62	89%	46	89%
	OST1110	27	96%	35	91%	37	81%	25	100%
	OST1330	91	86%	100	73%	80	71%	61	93%
	OST1711	40	73%	23	87%	22	86%	14	86%
	OST1760	10	70%	4	100%	1	100%	1	100%
	OST2336	31	90%	36	89%	60	83%	32	84%
	OST2401	77	96%	68	85%	70	90%	56	88%
	OST2431	12	83%	28	89%	38	95%	29	83%
	OST2501	63	95%	41	85%	38	87%	36	97%
	OST2713	30	87%	24	100%	24	75%	19	100%
	OST2828	31	71%	22	82%	26	88%	37	86%
	OST2852	9	89%	15	100%	13	85%	21	81%
	OST2905	1	100%						
	OST2949	1	100%	1	100%				
	QMB1001	41	66%	14	64%	93	63%	98	76%
Major	515	86%	477	86%	564	81%	475	87%	
Total	6905	78%	6913	80%	6873	79%	6637	80%	

■ Indicates a success rate of 90% or higher
■ Indicates a success rate between 70% and 89%
■ Indicates a success rate below 70%

Source: IR Program Assessment Data

Course Success Rates by Campus – Multiple Campuses Only (1 of 2)

Major, Associated Courses and Instructional Method			2012-2013		2013-2014		2014-2015		2015-2016		
			Attempted	% Successful	Attempted	% Successful	Attempted	% Successful	Attempted	% Successful	
2059 BUSINESS ADMINISTRATION	ECO2013	Daytona	279	79%	202	78%	207	76%	233	75%	↑
		Deland	104	82%	173	82%	90	74%	95	81%	
		Deltona	63	81%	46	72%	58	67%	46	70%	
		Flagler/Palm Cst	115	81%	80	85%	94	77%	77	87%	
		New Smyrna	51	76%	57	86%	23	74%			
		Course	612	80%	558	80%	472	75%	451	78%	
	ECO2023	Daytona	174	76%	202	77%	163	84%	176	84%	↑
		Deland	56	86%	68	79%	63	79%	70	89%	
		Deltona	46	61%			20	80%			
		Flagler/Palm Cst			33	73%	50	66%	25	80%	
		New Smyrna	29	69%			13	85%			
		Course	305	75%	303	77%	309	80%	271	85%	
	GEB1011	Daytona	93	72%	68	66%	75	72%			↑
		Deland	50	70%	20	75%	25	84%			
		Course	143	71%	88	68%	100	75%			
	GEB2430	Daytona	118	77%	90	71%	106	78%	108	88%	↑
		Deland	69	71%	58	62%	12	50%	55	80%	
		Deltona	17	71%			19	84%			
		Flagler/Palm Cst	16	69%			38	84%			
		New Smyrna					20	90%	13	69%	
		Course	220	74%	148	68%	195	79%	176	84%	
	ISM2000	Daytona	64	75%	54	78%	62	76%			↑
		Deland	14	64%							
		Course	78	73%	54	78%	62	76%			
	MNA2949	ATC			2	100%					↑
		Daytona	2	100%							
		Course	2	100%	2	100%					

Indicates a success rate of 90% or higher

Indicates a success rate between 70% and 89%

Indicates a success rate below 70%

Source: IR Program Assessment Data

Course Success Rates by Campus – Multiple Campuses Only (2 of 2)

Major, Associated Courses and Instructional Method			2012-2013		2013-2014		2014-2015		2015-2016	
			Attempted	% Successful	Attempted	% Successful	Attempted	% Successful	Attempted	% Successful
2062 PARALEGAL- LEGAL ASST	BUL2241	Daytona	53	62%	47	85%	23	74%	62	82%
		Deland	12	75%					17	100%
		Deltona					9	56%		
		Flagler/Palm Cst					10	40%		
		New Smyrna					6	83%		
		Course	65	65%	47	85%	48	65%	79	86%
	PLA2880	Daytona	52	69%	45	73%				
		Deland	21	81%	7	71%				
		Course	73	73%	52	73%				
	2084 ACCOUNTING TECHNOLOGY	ACG2021	Daytona							117
Deland									18	44%
Course									135	62%
ACG2022		Daytona	130	80%	117	77%				
		Deland	21	71%	22	68%				
		Course	151	79%	139	76%				
ACG2071		Daytona	61	75%	49	82%	49	88%	31	81%
		Deland					14	93%	12	67%
		Course	61	75%	49	82%	63	89%	43	77%

Indicates a success rate of 90% or higher

Indicates a success rate between 70% and 89%

Indicates a success rate below 70%

Source: IR Program Assessment Data

Course Success Rates by Instructional Method – Multiple Methods Only (1 of 3)

Major, Associated Courses and Instructional Method			2012-2013		2013-2014		2014-2015		2015-2016		
			Attempted	% Successful	Attempted	% Successful	Attempted	% Successful	Attempted	% Successful	
2059 BUSINESS ADMINISTRATION	ECO2013	Hybrid	498	80%	511	81%	436	74%	451	78%	↑
		Lecture	114	77%	47	77%	36	81%			
		Online	408	78%	382	77%	429	79%	450	77%	
		Course	1020	79%	940	79%	901	77%	901	77%	
	ECO2023	Hybrid	250	75%	203	74%	235	78%	271	85%	↑
		Lecture	55	75%	100	84%	74	86%			
		Online	328	80%	419	82%	394	86%	409	84%	
		Course	633	78%	722	80%	703	83%	680	84%	
	GEB1011	Hybrid	143	71%	88	68%	100	75%	66	70%	↑
		Online	242	72%	265	78%	224	76%	273	75%	
		Course	385	72%	353	76%	324	76%	339	74%	
	GEB2351	Hybrid							31	71%	↑
		Online							95	69%	
		Course							126	70%	
	GEB2430	Hybrid	220	74%	148	68%	195	79%	176	84%	↑
		Online	526	83%	515	82%	589	80%	534	82%	
		Course	746	80%	663	79%	784	80%	710	82%	
	ISM2000	Hybrid	78	73%	54	78%	62	76%	56	77%	↑
		Online	315	70%	339	73%	326	77%	284	78%	
		Course	393	71%	393	73%	388	77%	340	78%	
	MAN2021	Hybrid	25	68%	26	65%					↑
Online		179	72%	197	79%	168	80%				
Course		204	71%	223	78%	168	80%				
MAR2321	Hybrid							1	100%	↑	
	Online							74	84%		
	Course							75	84%		
MKA2021	Online	27	96%	18	67%	12	83%			↑	
	Open Lab					19	84%				
	Course	27	96%	18	67%	31	84%				

Indicates a success rate of 90% or higher

Indicates a success rate between 70% and 89%

Indicates a success rate below 70%

Source: IR Program Assessment Data

Course Success Rates by Instructional Method – Multiple Methods Only (2 of 3)

Major, Associated Courses and Instructional Method			2012-2013		2013-2014		2014-2015		2015-2016		
			Attempted	% Successful	Attempted	% Successful	Attempted	% Successful	Attempted	% Successful	
2062 PARALEGAL- LEGAL ASST	BUL2241	Hybrid	65	65%	47	85%	48	65%	79	86%	↑
		Online	211	74%	187	73%	206	80%	167	80%	↑
		Course	276	72%	234	75%	254	77%	246	82%	↑
	OST1435	Lecture	38	92%							
		Online			84	90%	64	78%			
		Course	38	92%	84	90%	64	78%			
	PLA1003	Hybrid	44	86%	19	89%					
		Online			44	70%	64	70%			
		Course	44	86%	63	76%	64	70%			
	PLA1610	DIS							2	100%	
		Hybrid							25	92%	
		Course							27	93%	
	PLA2303	DIS					1	100%	1	100%	
		Hybrid	42	90%							
		Online			55	87%	36	86%	22	86%	
Course		42	90%	55	87%	37	86%	23	87%	↑	
PLA2460	DIS							3	100%		
	Online							29	90%		
	Course							32	91%		
PLA2880	Hybrid	73	73%	52	73%						
	Online	179	64%	127	75%	112	71%				
	Course	252	66%	179	74%	112	71%				
2084 ACCOUNTING TECHNOLOGY	ACG2021	Hybrid					134	75%	135	62%	
		Online					254	64%	353	67%	
		Course					388	68%	488	65%	
	ACG2022	Hybrid	151	79%	139	76%					
		Online	241	77%	330	76%	109	87%			
		Course	392	78%	469	76%	109	87%			
	ACG2071	Hybrid	61	75%	49	82%	63	89%	43	77%	
		Online	173	88%	194	85%	191	83%	212	77%	
		Course	234	85%	243	84%	254	85%	255	77%	

Indicates a success rate of 90% or higher

Indicates a success rate between 70% and 89%

Indicates a success rate below 70%

Source: IR Program Assessment Data

Course Success Rates by Instructional Method – Multiple Methods Only (3 of 3)

Major, Associated Courses and Instructional Method			2012-2013		2013-2014		2014-2015		2015-2016	
			Attempted	% Successful	Attempted	% Successful	Attempted	% Successful	Attempted	% Successful
2228 OFFICE ADM-MED SYSTEMS	OST2461	Hybrid	17	88%	7	100%				
		Online			11	91%	24	92%		
		Course	17	88%	18	94%	24	92%		
2229 OFFICE ADMINISTRATION	OST1100	Hybrid	27	89%	50	92%	37	86%	25	88%
		Online	24	83%	16	100%	25	92%	21	90%
		Course	51	86%	66	94%	62	89%	46	89%
	OST1110	Hybrid	19	95%	25	96%	30	80%	15	100%
		Online	8	100%	10	80%	7	86%	10	100%
		Course	27	96%	35	91%	37	81%	25	100%
	OST2431	Hybrid	12	83%	8	88%				
		Online			20	90%	38	95%		
		Course	12	83%	28	89%	38	95%		
	OST2501	DIS	2	100%						
		Online	61	95%	41	85%	38	87%		
		Course	63	95%	41	85%	38	87%		
	OST2852	Hybrid							8	75%
		Online							13	85%
		Course							21	81%
QMB1001	Hybrid					21	52%	13	85%	
	Online	41	66%	14	64%	72	67%	85	74%	
	Course	41	66%	14	64%	93	63%	98	76%	
DSC	Hybrid		82%		81%		83%		81%	
	Lecture		77%		77%		78%		80%	
	Online		76%		75%		76%		78%	

- Indicates a success rate of 90% or higher
- Indicates a success rate between 70% and 89%
- Indicates a success rate below 70%

Source: IR Program Assessment Data

Course Success Rates by Multiple Session/Sub-session Only (1 of 9)

Major, Associated Courses and Sub-session			2012-2013		2013-2014		2014-2015		2015-2016	
			Attempted	% Successful	Attempted	% Successful	Attempted	% Successful	Attempted	% Successful
0979 TELEVISION STUDIO PROD	RTV1000	FA Full term	16	100%	21	90%	17	76%	16	88%
		SP Full term	20	100%	13	100%	15	80%	5	100%
		Course	36	100%	34	94%	32	78%	21	90%
	RTV1201	FA Full term	7	100%	12	100%	8	100%		
		SP Full term	14	93%	19	95%	15	93%		
		Course	21	95%	31	97%	23	96%		
	RVT1510	FA Full term							10	100%
		SP Full term							11	100%
		Course							21	100%
	RTV2222	FA Full term			12	100%	13	92%		
		SP Full term	7	100%	12	100%	7	100%		
		Course	7	100%	24	100%	20	95%		
	RTV2541	FA Full term							7	86%
		SP Full term							8	50%
		Course							15	67%
2059 BUSINESS ADMINISTRATION	ECO2013	FA A term	161	81%	166	86%	98	80%	105	73%
		FA B term	60	75%			92	68%	72	61%
		FA Full term	234	78%	283	79%	206	77%	217	81%
		FA Session	455	78%	449	82%	396	76%	394	75%
		SP A term	74	88%	52	65%	116	73%	57	84%
	SP	SP B term	66	65%	71	70%	99	77%	37	70%
		SP Full term	248	80%	261	77%	162	78%	272	80%
		SP Session	388	79%	384	74%	377	76%	366	80%
	SU Full term	177	82%	107	84%	128	84%	141	77%	
	Course	1020	79%	940	79%	901	77%	901	77%	
	ECO2023	FA A term	30	73%	32	81%	36	69%		
		FA B term							40	65%
		FA Full term	142	66%	120	68%	96	73%	223	86%
		FA Session	172	67%	152	71%	132	72%	263	83%
		SP A term							35	80%
SP B term								64	83%	
SP Full term		155	72%	131	72%	115	78%	218	86%	
SP Session							317	85%		
SU Full term	58	86%	70	93%	77	78%	100	86%		
Course	385	72%	353	76%	324	76%	680	84%		

Indicates a success rate of 90% or higher
 Indicates a success rate between 70% and 89%
 Indicates a success rate below 70%

Source: IR Program Assessment Data

Course Success Rates by Multiple Session/Sub-session Only (2 of 9) 31

Major, Associated Courses and Sub-session				2012-2013		2013-2014		2014-2015		2014-2015		
				Attempted	% Successful	Attempted	% Successful	Attempted	% Successful	Attempted	% Successful	
2059 BUSINESS ADMINISTRATION	GEB1011	FA	A term							39	72%	
			Full term							65	62%	
			Session							104	65%	
		SP	Full term							147	75%	
		SU	Full term							88	84%	
			Course							339	74%	
	GEB2351	FA	A term								34	74%
			B term								25	68%
			Full term	27	74%	12	100%				59	71%
				Session							31	71%
		SP	B term								36	67%
			Full term	17	65%						67	69%
			Session	17	65%					126	70%	
			Course	44	70%	12	100%					
	GEB2430	FA	A term	16	69%			37	86%	39	90%	
			B term	41	83%	48	88%	76	67%	52	79%	
			Full term	233	75%	226	75%	184	79%	212	80%	
			Session	290	76%	274	77%	297	77%	303	81%	
		SP	A term	59	92%	69	86%	78	86%	38	95%	
			B term	66	77%	47	79%	77	70%	37	78%	
			Full term	189	81%	162	74%	231	82%	181	80%	
				Session	314	82%	278	78%	386	80%	256	82%
		SU	Full term	142	86%	111	86%	101	86%	151	85%	
				Course	746	80%	663	79%	784	80%	710	82%
	ISM2000	FA	B term	23	78%	34	79%	57	60%	35	71%	
			Full term	146	67%	112	73%	109	79%	99	85%	
			Session	169	69%	146	75%	166	72%	134	81%	
		SP	B term	47	77%	43	95%	34	65%			
Full term			132	72%	119	72%	128	84%	127	69%		
			Session	179	73%	162	78%	162	80%	127	69%	
SU	Full term	45	69%	85	61%	60	83%	79	86%			
		Course	393	71%	393	73%	388	77%	340	78%		
MAN2021	FA	A term	39	72%	29	97%	35	86%	31	90%		
		Full term	64	67%	59	73%	36	72%	35	83%		
		Session	103	69%	88	81%	71	79%	66	86%		
	SP	Full term	72	71%	80	70%	67	75%	66	79%		
	SU	Full term	29	79%	55	84%	30	97%	48	81%		
		Course	204	71%	223	78%	168	80%	180	82%		

Indicates a success rate of 90% or higher
 Indicates a success rate between 70% and 89%
 Indicates a success rate below 70%

Source: IR Program Assessment Data

Course Success Rates by Multiple Session/Sub-session Only (3 of 9) 32

Major, Associated Courses and Sub-session				2012-2013		2013-2014		2014-2015		2015-2016		
				Attempted	% Successful	Attempted	% Successful	Attempted	% Successful	Attempted	% Successful	
2059 BUSINESS ADMINISTRATION	MAR2011	FA	B term							32	72%	↑
			Full term	62	69%	58	78%	37	89%	37	78%	
			Session	62	69%	58	78%	37	89%	69	75%	
		SP	Full term	37	70%	39	72%	38	79%	54	69%	
			Full term					22	73%	26	81%	
			Course	99	70%	97	75%	97	81%	149	74%	
	MAR2101	FA	B term					20	65%	31	87%	
			Full term			38	71%	34	82%	38	82%	
			Session			38	71%	54	76%	69	84%	
		SP	B term	34	94%							
			Full term			33	79%	40	73%	49	86%	
			Session	34	94%	33	79%	40	73%			
	SU	Full term			34	91%	26	85%				
	Course	34	94%	105	80%	120	77%	118	85%			
	MAR2321	SP	A term	35	94%							
			B term							1	100%	
			Full term			35	83%	39	79%	1	100%	
			Session	35	94%	35	83%	39	79%	37	81%	
		Course	35	94%	35	83%	39	79%	75	84%		
	MKA2021	FA	A term	27	96%							
			B term					19	84%			
			Full term			18	67%					
			Session	27	96%	18	67%	19	84%			
		SP	B term					12	83%			
	Course	27	96%	18	67%	31	84%					
	MNA2161	FA	Full term	30	97%	34	79%	37	78%	19	84%	
			B term	27	81%							
		SP	Full term			32	81%	33	73%	24	83%	
			Session	27	81%	32	81%	33	73%	24	83%	
			Course	57	89%	66	80%	70	76%	43	84%	

Indicates a success rate of 90% or higher
Indicates a success rate between 70% and 89%
Indicates a success rate below 70%

Source: IR Program Assessment Data

Course Success Rates by Multiple Session/Sub-session Only (4 of 9)

Major, Associated Courses and Sub-session				2012-2013		2013-2014		2014-2015		2015-2016		
				Attempted	% Successful	Attempted	% Successful	Attempted	% Successful	Attempted	% Successful	
2059 BUSINESS ADMINISTRATION	MNA2345	FA	A term	27	93%	30	83%	36	94%	39	90%	
		SP	A term	35	89%	47	96%	38	95%	28	93%	
		Course		62	90%	77	91%	74	95%	67	91%	
	MNA2949	FA	Full term			2	100%					
		SU	Full term	2	100%							
		Course		2	100%	2	100%					
	SBM2000	FA	Full term	33	70%	31	84%	37	89%	37	89%	
		SP	Full term	42	69%	45	76%	74	76%	52	88%	
		SU	Full term	29	83%	33	85%	29	79%	34	91%	
		Course		104	73%	109	81%	140	80%	123	89%	
	2062 PARALEGAL-LEGAL ASST	BUL2241	FA	A term	29	69%					37	92%
				B term			32	72%	41	68%	42	67%
Full term				111	72%	56	82%	55	75%	39	87%	
Session			140	71%	88	78%	96	72%	118	81%		
SP		B term	21	43%	29	72%	38	92%	28	86%		
		Full term	63	73%	59	64%	63	71%	77	82%		
		Session		84	65%	88	67%	101	79%	105	83%	
SU		Full term	52	85%	58	83%	57	81%	23	78%		
Course		276	72%	234	75%	254	77%	246	82%			
BUL2242		FA	B term							22	91%	
			Full term	22	68%	27	81%	16	75%			
			Session		22	68%	27	81%	16	75%	22	91%
		SP	Full term	19	79%	24	79%	18	72%	24	83%	
		Course		71	79%	69	83%	53	77%	46	87%	
OST1435		FA	Full term	20	90%	57	93%	28	89%	37	86%	
		SP	Full term	18	94%	27	85%	36	69%	33	79%	
		Course		38	92%	84	90%	64	78%	70	83%	

Indicates a success rate of 90% or higher

Indicates a success rate between 70% and 89%

Indicates a success rate below 70%

Source: IR Program Assessment Data

Course Success Rates by Multiple Session/Sub-session Only (5 of 9)

Major, Associated Courses and Sub-session				2012-2013		2013-2014		2014-2015		2015-2016	
				Attempted	% Successful	Attempted	% Successful	Attempted	% Successful	Attempted	% Successful
2062 PARALEGAL- LEGAL ASST	OST1141	FA	A term	29	100%	46	96%	31	87%	36	92%
			B term	37	84%	45	78%	37	68%	19	74%
			Session	66	91%	91	87%	68	76%	55	85%
		SP	A term			52	77%	35	83%	28	93%
			B term	29	79%	28	86%	31	71%	20	75%
			Full term	28	82%						
			Session	57	81%	80	80%	66	77%	48	85%
		SU	Full term	38	84%	31	94%	25	92%	20	85%
			Course	161	86%	202	85%	159	79%	123	85%
	OST1435	FA							37	86%	
		SP							33	79%	
			Course						70	83%	
	PLA1003	FA	Full term	28	89%	19	89%	33	76%	30	83%
		SP	Full term	16	81%	44	70%	31	65%	33	82%
			Course	44	86%	63	76%	64	70%	63	83%
	PLA1103	FA	Full term	20	90%	12	100%	12	92%	24	92%
		SP	Full term	18	89%	17	76%			20	85%
			Course	38	89%	29	86%	12	92%	44	89%
	PLA1610	FA	Full term							25	92%
		SP	Full term							2	100%
			Course							27	93%
	PLA2114	FA	Full term	20	95%	16	100%	11	100%		
		SP	Full term	17	100%	12	92%	10	100%		
			Course	37	97%	28	96%	21	100%		

Indicates a success rate of 90% or higher
 Indicates a success rate between 70% and 89%
 Indicates a success rate below 70%

Source: IR Program Assessment Data

Course Success Rates by Multiple Session/Sub-session Only (6 of 9) 35

Major, Associated Courses and Sub-session				2012-2013		2013-2014		2014-2015		2015-2016	
				Attempted	% Successful	Attempted	% Successful	Attempted	% Successful	Attempted	% Successful
2062 PARALEGAL- LEGAL ASST	PLA2303	FA	Full term	42	90%	30	83%	23	83%	22	86%
		SP	Full term					1	100%	1	100%
		SU	Full term			25	92%	13	92%		
		Course		42	90%	55	87%	37	86%	23	87%
	PLA2460	FA	Full term	29	79%	17	82%	21	95%	3	100%
		SP	Full term	23	83%	20	85%	17	71%	29	90%
		Course		52	81%	37	84%	38	84%	32	91%
	PLA2880	FA	B term	34	47%			15	60%		
			Full term	71	70%	69	75%	33	73%	35	80%
		Session		105	63%	69	75%	48	69%	32	75%
		SP	A term	22	68%	15	87%				
			B term	22	45%						
Full term			51	65%	50	64%	40	75%	32	75%	
Session			95	61%	65	69%	40	75%	32	75%	
SU		Full term	52	83%	45	80%	24	67%	15	87%	
Course		252	66%	179	74%	112	71%	82	79%		
2084 ACCOUNTING TECHNOLOGY	ACG2021	FA	B term					35	51%	35	46%
			Full term					181	69%	163	66%
		Session						216	66%	198	62%
		SP	B term					36	50%	37	57%
			Full term					136	75%	123	62%
		Session						172	70%	160	61%
	SU	Full term							130	76%	
	Course						388	68%	488	65%	
	ACG2022	FA	B term			31	65%				
			Full term	158	73%	172	75%				
		Session		158	73%	203	73%				
		SP	Full term	151	75%	170	72%				
		SU	Full term	83	92%	96	89%	109	87%		
	Course		392	78%	469	76%	109	87%			
	ACG2071	FA	Full term	71	86%	81	77%	66	76%	65	63%
SP		Full term	100	78%	97	89%	117	85%	88	74%	
SU		Full term	63	95%	65	86%	71	92%	102	89%	
Course		234	85%	243	84%	254	85%	255	77%		

Indicates a success rate of 90% or higher
 Indicates a success rate between 70% and 89%
 Indicates a success rate below 70%

Source: IR Program Assessment Data

Course Success Rates by Multiple Session/Sub-session Only (7 of 9)

Major, Associated Courses and Sub-session			2012-2013		2013-2014		2014-2015		2015-2016		
			Attempted	% Successful	Attempted	% Successful	Attempted	% Successful	Attempted	% Successful	
2084 ACCOUNTING TECHNOLOGY	APA1111	FA Full term						25	68%		
		SP Full term						29	72%		
		SU Full term							12	67%	
		Session							66	70%	
	APA1121	FA							17	71%	
		SP							19	68%	
		Session							36	69%	
	APA1711	FA Full term	26	46%	37	76%	25	56%	31	68%	↑
		A term	27	78%	41	78%					
		SP B term	22	64%			35	71%	30	83%	↑
		Session	49	71%	41	78%	35	71%	30	83%	
		SU Full term	28	57%	25	80%	17	76%	23	78%	
		Course	103	61%	103	78%	77	68%	84	76%	
	FIN1100	B term					18	61%			
		FA Full term	37	81%	36	75%	72	63%	75	69%	↑
		Session	37	81%	36	75%	90	62%	75	69%	↑
		A term	29	83%	83	90%	38	89%	36	89%	
		SP B term	22	59%			38	71%	36	78%	↑
		Session	51	73%	83	90%	76	80%	72	83%	
		SU Full term	27	74%	33	82%	39	87%	38	92%	
	Course	115	76%	152	85%	205	74%	185	79%		
	FIN2000	B term	36	58%	34	71%	30	73%	39	54%	↑
		FA Full term	33	67%	37	59%	35	74%	35	86%	
		Session	69	62%	71	65%	65	74%	74	69%	
		B term	27	48%	37	68%	35	83%			
		SP Full term	26	77%	44	68%	39	82%	50	66%	
		Session	53	62%	81	68%	74	82%	50	66%	
	SU Full term	27	59%								
	Course	149	62%	152	66%	139	78%	124	68%		
	TAX2000	FA Full term	25	68%	28	75%	31	74%	22	77%	↑
SP Full term		26	88%	20	60%	26	69%	21	67%		
SU Full term		22	68%								
Course		73	75%	48	69%	57	72%	43	72%		

■ Indicates a success rate of 90% or higher
■ Indicates a success rate between 70% and 89%
■ Indicates a success rate below 70%

Source: IR Program Assessment Data

Course Success Rates by Multiple Session/Sub-session Only (8 of 9)

Major, Associated Courses and Sub-session				2012-2013		2013-2014		2014-2015		2015-2016	
				Attempted	% Successful	Attempted	% Successful	Attempted	% Successful	Attempted	% Successful
2228 OFFICE ADM- MED SYSTEMS	OST2461	FA Full term	11	91%	7	100%	14	93%	13	85%	
		SP Full term	6	83%	11	91%	10	90%	4	100%	
		Course	17	88%	18	94%	24	92%	17	88%	
2229 OFFICE ADMINISTRATI ON	OST1100	FA Full term	10	90%	22	91%	19	84%	8	100%	
		SP Full term	17	88%	28	93%	18	89%	17	82%	
		SU Full term	24	83%	16	100%	25	92%	21	90%	
		Course	51	86%	66	94%	62	89%	46	89%	
	OST1110	FA Full term	10	100%	9	100%	18	83%	10	100%	
		SP Full term	9	89%	16	94%	12	75%	5	100%	
		SU Full term	8	100%	10	80%	7	86%	10	100%	
		Course	27	96%	35	91%	37	81%	25	100%	
	OST1330	FA Full term	35	86%	37	59%	33	67%	33	94%	
		SP Full term	36	81%	40	75%	30	70%	28	93%	
		SU Full term	20	95%	23	91%	17	82%			
		Course	91	86%	100	73%	80	71%	61	93%	
	OST1711	FA Full term	17	71%	18	100%	13	77%	11	91%	
		SP Full term	14	57%	5	40%	9	100%	3	67%	
		SU Full term	9	100%							
		Course	40	73%	23	87%	22	86%	14	86%	
	OST1760	FA Full term	7	71%	2	100%	1	100%			
		SP Full term	3	67%	2	100%					
		Course	10	70%	4	100%	1	100%			
	OST2336	FA Full term	16	94%	36	89%	37	89%			
		SP Full term					23	74%			
		SU Full term	15	87%							
		Course	31	90%	36	89%	60	83%			

Indicates a success rate of 90% or higher

Indicates a success rate between 70% and 89%

Indicates a success rate below 70%

Source: IR Program Assessment Data

Course Success Rates by Multiple Session/Sub-session Only (9 of 9)

Major, Associated Courses and Sub-session			2012-2013		2013-2014		2014-2015		2015-2016	
			Attempted	% Successful	Attempted	% Successful	Attempted	% Successful	Attempted	% Successful
2229 OFFICE ADMINISTRATION	OST2401	FA Full term	31	97%	26	81%	34	88%	29	83%
		SP Full term	31	94%	35	89%	20	90%	13	92%
		SU Full term	15	100%	7	86%	16	94%	14	93%
		Course	77	96%	68	85%	70	90%	56	88%
	OST2431	FA Full term	3	100%	8	88%	23	96%	10	100%
		SP Full term	9	78%	20	90%	15	93%	19	74%
		Course	12	83%	28	89%	38	95%	29	83%
	OST2501	SP Full term	61	95%	41	85%	38	87%		
		SU Full term	2	100%						
		Course	63	95%	41	85%	38	87%		
	OST2713	FA Full term	13	69%	15	100%	10	60%	9	100%
		SP Full term	17	100%	9	100%	14	86%	10	100%
		Course	30	87%	24	100%	24	75%	19	100%
	OST2828	FA Full term							20	80%
		SP A term							17	94%
		Course							37	86%
	OST2852	FA A term							8	75%
		SP B term							13	85%
		Course							21	81%
	QMB1001	FA Full term	24	58%	14	64%	56	63%	49	78%
SP Full term		17	76%			37	65%	33	70%	
SU Full term								16	81%	
Course		41	66%	14	64%	93	63%	98	76%	

■ Indicates a success rate of 90% or higher
■ Indicates a success rate between 70% and 89%
■ Indicates a success rate below 70%

Source: IR Program Assessment Data

Average Class Size by Course (1 of 3)

Major and Associated Courses		2012-2013		2013-2014		2014-2015		2015-2016	
		Sections	Avg. Size	Sections	Avg. Size	Sections	Avg. Size	Sections	Avg. Size
0979 TELEVISION STUDIO PROD	RTV1000	2	18	2	17	2	16	2	11
	RTV1201	2	11	2	16	2	12	2	11
	RTV2222	1	7	2	12	2	10	2	8
	RTV2600					1	10	1	9
	Major	5	13	6	15	7	12	7	9
2059 BUSINESS ADMINISTRAT ION	ECO2013	33	31	28	34	28	32	25	36
	ECO2023	20	32	22	33	23	31	19	36
	GEB1011	13	30	11	32	9	36	9	38
	GEB2351	2	22	1	12			4	32
	GEB2430	24	31	19	35	23	34	20	36
	ISM2000	17	23	15	26	13	30	10	34
	MAN2021	6	34	7	32	5	34	5	36
	MAR2011	3	33	3	32	3	32	5	30
	MAR2101	1	34	3	35	4	30	4	30
	MAR2321	1	35	1	35	1	39	2	37
	MAR2720	1	18	1	10				
	MKA2021	1	27	1	18	1	12		
	MNA2161	2	29	2	33	2	35	2	22
	MNA2345	2	31	2	39	2	37	2	34
	SBM2000	3	35	4	27	4	35	4	31
Major	129	30	120	32	118	32	111	35	

To prevent data from skewing, the following instructional methods are excluded: Labs associated with lectures, Private/Performance, Clinicals, Co-op, DIS, Field trips and Internships.

Source: IR Program Assessment Data

Average Class Size by Course (2 of 3)

Major and Associated Courses		2012-2013		2013-2014		2014-2015		2015-2016	
		Sections	Avg. Size	Sections	Avg. Size	Sections	Avg. Size	Sections	Avg. Size
2062 PARALEGAL- LEGAL ASST	BUL2241	11	25	8	29	10	25	8	31
	BUL2242	3	24	3	23	3	18	2	23
	OST1141	6	27	6	34	5	32	5	25
	OST1435	2	19	3	28	2	32	2	35
	PLA1003	3	15	3	21	2	32	2	32
	PLA1103	2	19	2	15	1	12	2	22
	PLA1610	1	29	1	28	1	23	1	25
	PLA1800	1	26	1	21	1	24	1	24
	PLA2114	2	19	2	14	2	11	1	20
	PLA2200	1	29	1	24	1	20	1	29
	PLA2303	2	21	2	28	2	18	1	22
	PLA2460	2	26	2	19	2	19	1	29
	PLA2600	1	25	1	23	1	17	1	18
	PLA2763	2	24	1	22	1	36	1	31
	PLA2880	10	25	8	22	4	28	3	27
Major	49	24	44	25	38	25	32	27	
2084 ACCOUNTING TECHNOLOGY	ACG2021					11	35	14	35
	ACG2022	12	33	14	34	4	27		
	ACG2071	7	33	7	35	9	28	7	36
	APA1111	4	28	3	35	3	25	3	22
	APA1121	3	12	2	21	2	18	2	18
	APA1711	4	26	3	34	3	26	3	28
	FIN1100	4	29	4	38	6	34	5	37
	FIN2000	5	30	4	38	4	35	4	31
	TAX2000	3	24	2	24	2	29	2	22
	Major	42	29	39	34	44	30	40	32

To prevent data from skewing, the following instructional methods are excluded: Labs associated with lectures, Private/Performance, Clinicals, Co-op, DIS, Field trips and Internships.

Source: IR Program Assessment Data

Average Class Size by Course (3 of 3)

Major and Associated Courses		2012-2013		2013-2014		2014-2015		2015-2016	
		Sections	Avg. Size	Sections	Avg. Size	Sections	Avg. Size	Sections	Avg. Size
2228 OFFICE ADM- MED SYSTEMS	OST2461	2	9	2	9	2	12	2	9
	Major	2	9	2	9	2	12	2	9
2229 OFFICE ADMINISTRATION	OST1100	3	17	3	22	3	21	3	15
	OST1110	3	9	3	12	3	12	3	8
	OST1330	3	30	3	33	3	27	2	31
	OST1711	3	13	2	12	2	11	2	7
	OST1760	2	5	2	2	1	1	1	1
	OST2336	2	16	1	36	2	30	1	32
	OST2401	3	26	3	23	3	23	3	19
	OST2431	2	6	2	14	2	19	2	15
	OST2501	2	31	1	41	1	38	1	36
	OST2713	2	15	2	12	2	12	2	10
	OST2828	1	31	1	22	1	26	2	19
	OST2852	1	9	1	15	1	13	2	11
	OST2905	1	1						
	QMB1001	2	21	1	14	3	31	4	25
	Major	30	17	25	19	27	21	28	17
Total		257	27	236	29	236	29	220	30

To prevent data from skewing, the following instructional methods are excluded: Labs associated with lectures, Private/Performance, Clinicals, Co-op, DIS, Field trips and Internships.

Source: IR Program Assessment Data

Average Class Size by Course – Multiple Methods Only (1 of 3)

Major and Associated Courses			2012-2013		2013-2014		2014-2015		2015-2016	
			Sections	Avg. Size	Sections	Avg. Size	Sections	Avg. Size	Sections	Avg. Size
2059 BUSINESS ADMINISTRATION	ECO2013	Hybrid	17	29	15	34	15	29	13	35
		Lecture	4	29	1	47	1	36		
		Online	12	34	12	32	12	36	12	38
		Course	33	31	28	34	28	32	25	36
	ECO2023	Hybrid	9	28	6	34	9	26	8	34
		Lecture	2	28	3	33	2	37		
		Online	9	36	13	32	12	33	11	37
		Course	20	32	22	33	23	31	19	36
	GEB1011	Hybrid	5	29	3	29	3	33	2	33
		Online	8	30	8	33	6	37	7	39
		Course	13	30	11	32	9	36	9	38
	GEB2351	Hybrid							1	31
		Online							3	32
		Course							4	32
	GEB2430	Hybrid	7	31	4	37	7	28	6	29
		Online	17	31	15	34	16	37	14	38
		Course	24	31	19	35	23	34	20	36
	ISM2000	Hybrid	4	20	2	27	2	31	2	28
		Online	13	24	13	26	11	30	8	36
		Course	17	23	15	26	13	30	10	34
	MAN2021	Hybrid	1	25	1	26				
		Online	5	36	6	33	5	34		
		Course	6	34	7	32	5	34		

To prevent data from skewing, the following instructional methods are excluded: Labs associated with lectures, Private/Performance, Clinicals, Co-op, DIS, Field trips and Internships.

Source: IR Program Assessment Data

Average Class Size by Course – Multiple Methods Only (2 of 3)

Major and Associated Courses			2012-2013		2013-2014		2014-2015		2015-2016	
			Sections	Avg. Size	Sections	Avg. Size	Sections	Avg. Size	Sections	Avg. Size
2062 PARALEGAL- LEGAL ASST	BUL2241	Hybrid	3	22	2	24	4	12	3	26
		Online	8	26	6	31	6	34	5	33
		Course	11	25	8	29	10	25	8	31
	OST1435	Lecture	2	19						
		Online			3	28	2	32		
		Course	2	19	3	28	2	32		
	PLA1003	Hybrid	3	15	1	19				
		Online			2	22	2	32		
		Course	3	15	3	21	2	32		
	PLA2303	Hybrid	2	21						
		Online			2	28	2	18		
		Course	2	21	2	28	2	18		
	PLA2880	Hybrid	3	24	3	17				
		Online	7	26	5	25	4	28		
		Course	10	25	8	22	4	28		
2084 ACCOUNTING TECHNOLOGY	ACG2021	Hybrid					4	34	5	27
		Online					7	36	9	39
		Course					11	35	14	35
	ACG2022	Hybrid	5	30	4	35				
		Online	7	34	10	33	4	27		
		Course	12	33	14	34	4	27		
	ACG2071	Hybrid	2	31	2	25	3	21	2	22
		Online	5	35	5	39	6	32	5	42
		Course	7	33	7	35	9	28	7	36

To prevent data from skewing, the following instructional methods are excluded: Labs associated with lectures, Private/Performance, Clinicals, Co-op, DIS, Field trips and Internships.

Average Class Size by Course – Multiple Methods Only (3 of 3)

Major and Associated Courses			2012-2013		2013-2014		2014-2015		2015-2016	
			Sections	Avg. Size	Sections	Avg. Size	Sections	Avg. Size	Sections	Avg. Size
2228 OFFICE ADM-MED SYSTEMS	OST2461	Hybrid	2	9	1	7				
		Online			1	11	2	12		
		Course	2	9	2	9	2	12		
2229 OFFICE ADMINISTRATION	OST1100	Hybrid	2	14	2	25	2	19	2	13
		Online	1	24	1	16	1	25	1	21
		Course	3	17	3	22	3	21	3	15
	OST1110	Hybrid	2	10	2	13	2	15	2	8
		Online	1	8	1	10	1	7	1	10
		Course	3	9	3	12	3	12	3	8
	OST2431	Hybrid	2	6	1	8				
		Online			1	20	2	19		
		Course	2	6	2	14	2	19		
	OST2852	Hybrid							1	8
		Online							1	13
		Course							2	11
	QMB1001	Hybrid					1	21	1	13
		Online	2	21	1	14	2	36	3	28
		Course	2	21	1	14	3	31	4	25

College Total

Instructional Method	2012-2013	2013-2014	2014-2015	2015-2016
	Avg. Size	Avg. Size	Avg. Size	Avg. Size
Hybrid	22	22	22	21
Lecture	23	23	23	22
Online	27	28	30	30
College Total	24	24	25	25

To prevent data from skewing, the following instructional methods are excluded: Labs associated with lectures, Private/Performance, Clinicals, Co-op, DIS, Field trips and Internships.

Source: IR Program Assessment Data

Graduation Rates (1 of 3)

Major	Fall Cohort Year	# in Cohort	150% Graduates	150% Graduation Rate	200% Graduates	200% Graduation Rate
0817- Sales- Entrepreneurship	2012	0				
	2013	1	0	0.0%	0	0.0%
	2014	0				
	2015 - in progress	0				
0913- Business Operations- Entrepreneurship	2012	4	0	0.0%	0	0.0%
	2013	4	0	0.0%	0	0.0%
	2014	4	1	25.0%	1	25.0%
	2015 - in progress	6	1	16.7%	1	16.7%
0914- Office Management	2012	7	2	28.6%	2	28.6%
	2013	6	1	16.7%	1	16.7%
	2014	10	1	10.0%	3	30.0%
	2015 - in progress	9	4	44.4%	4	44.4%
0916- Business Management	2012	22	4	18.2%	6	27.3%
	2013	19	2	10.5%	3	15.8%
	2014	30	6	20.0%	6	20.0%
	2015 - in progress	14	0	0.0%	0	0.0%
0919- Office Management (Medical Option)	2012	17	1	5.9%	3	17.6%
	2013	13	2	15.4%	3	23.1%
	2014	15	1	6.7%	1	6.7%
	2015 - in progress	8	0	0.0%	0	0.0%
0926- Office Support	2012	0				
	2013	0				
	2014	0				
	2015 - in progress	1	1	100%	1	100%

Less than College average (150%- 44.8%, 200%- 49.23%)

Fall terms include prior Summer term enrollment in major.

Source: IR Program Assessment Data

Graduation Rates (2 of 3)

Major	Fall Cohort Year	# in Cohort	150% Graduates	150% Graduation Rate	200% Graduates	200% Graduation Rate
0935- Accounting Technology Operations- Tax Prep	2012	1	0	0.0%	0	0.0%
	2013	2	2	100.0%	2	100.0%
	2014	2	0	0.0%	0	0.0%
	2015 - in progress	4	4	50.0%	2	50.0%
0943- Accounting Applications/ Computerized	2012	8	4	50.0%	5	62.5%
	2013	4	0	0.0%	0	0.0%
	2014	8	0	0.0%	0	0.0%
	2015 - in progress	6	0	0.0%	0	0.0%
0979- Television Production	2012	1	1	100.0%	1	100.0%
	2013	7	4	57.1%	5	71.4%
	2014	4	0	0.0%	3	75.0%
	2015 - in progress	6	0	0.0%	0	0.0%
2059- Business Administration	2010	92	7	7.6%	8	8.7%
	2011	106	5	4.7%	6	5.7%
	2012	76	4	5.3%	4	5.3%
	2013 – in progress	128	9	7.0%	15	11.7%
2062- Paralegal Studies	2010	39	4	10.3%	5	12.8%
	2011	76	14	18.4%	16	21.1%
	2012	44	10	22.7%	10	22.7%
	2013 – in progress	51	10	19.6%	15	29.4%
2084- Accounting Technology	2010	43	13	30.2%	13	30.2%
	2011	62	14	22.6%	15	24.2%
	2012	39	11	28.2%	11	28.2%
	2013 – in progress	35	7	20.0%	9	25.7%

Less than College average (150%- 44.8%, 200%- 49.23%)

Fall terms include prior Summer term enrollment in major.

Source: IR Program Assessment Data

Graduation Rates (3 of 3)

Major	Fall Cohort Year	# in Cohort	150% Graduates	150% Graduation Rate	200% Graduates	200% Graduation Rate
2221- Industrial Management	2010	N/A				
	2011	4	3	75.0%	3	75.0%
	2012	5	1	20.0%	1	20.0%
	2013 – in progress	1	0	0.0%	0	0.0%
2228 - Office Administration- (Medical Systems Option)	2010	N/A				
	2011	16	0	0.0%	0	0.0%
	2012	6	0	0.0%	0	0.0%
	2013 – in progress	25	2	8.0%	2	8.0%
2229- Office Administration	2010	N/A				
	2011	15	2	13.3%	2	13.3%
	2012	19	6	31.6%	6	31.6%
	2013 – in progress	27	3	11.1%	3	11.1%

Less than College average (150%- 44.8%, 200%- 49.23%)

Fall terms include prior Summer term enrollment in major.

Source: IR Program Assessment Data

Retention Rates (1 of 3)

Program and Cohort Year		Registered	Exclusions	Adjusted Cohort	Retained by DSC		Retained by Program		DSC Total Retained
					N	%	N	%	
0817 MARKETING, SALES, SER ENT	2013	1	0	1	1	100%	0	0%	100%
	2014	0							
0913 BUSINESS OPER/ENTREPREN.	2011	3	0	3	1	33%	0	0%	33%
	2012	3	0	3	1	33%	0	0%	33%
	2013	3	0	3	1	33%	0	0%	33%
	2014	3	1	2	0	0%	1	50%	50%
0914 OFFICE MANAGEMENT	2011	16	2	14	1	7%	6	43%	50%
	2012	17	5	12	2	17%	2	17%	33%
	2013	10	2	8	2	25%	5	63%	88%
	2014	25	5	20	2	10%	6	30%	40%
0916 BUSINESS MANAGEMENT	2011	30	2	28	6	21%	2	7%	29%
	2012	28	3	25	5	20%	5	20%	40%
	2013	30	6	24	5	21%	2	8%	29%
	2014	40	9	31	5	16.1%	6	19.4%	35.5%
0919 OFFICE MGMT-MEDICAL	2011	14	0	14	3	21%	2	14%	36%
	2012	19	2	17	3	18%	8	47%	65%
	2013	26	5	21	3	14%	9	43%	57%
	2014	25	4	21	1	4.6%	2	9.1%	13.7%

Less than College average (FT- 60.48%, PT- 52.08%)

Registered - Includes all students enrolled in the fall term of the specified year, with the specified program as their primary major.

Exclusions - Includes students who are deceased or graduated fall of the specified year or the following spring or summer.

Not retained - Students who were not registered the following fall term.

Retained by DSC - Students who were still registered at DSC the following fall but with a different primary major.

Retained by Program - Students who were registered the following fall with the same primary major.

Source: IR Program Assessment Data

Retention Rates (2 of 3)

49

Program and Cohort Year		Registered	Exclusions	Adjusted Cohort	Retained by DSC		Retained by Program		DSC Total Retained
					N	%	N	%	
0926 OFFICE SUPPORT-TECH. CER	2011	2	0	2		0%		0%	0%
	2012	1	1	0		NA		NA	N/A
	2013	0							
	2014	0							
0935 ACCOUNTING OPER-TAX PREP	2011	2	0	2	0	0%	0	0%	0%
	2012	2	0	2	0	0%	1	50%	50%
	2013	3	2	1	0	0%	0	0%	0%
	2014	2	0	2	1	50%	0	0%	50%
0943 ACCOUNTING TECH MGMT	2011	33	14	19	3	16%	6	32%	47%
	2012	20	7	13	1	8%	6	46%	54%
	2013	16	6	10	0	0%	2	20%	20%
	2014	16	3	13	3	23.1%	3	23.1%	46.2%
0979 TELEVISION STUDIO PROD	2012	1	0	1	1	100%	0	0%	100%
	2013	7	0	7	1	14%	4	57%	71%
	2014	8	4	4	0	0%	3	75%	75%
2059 BUSINESS ADMINISTRATION	2011	173	8	165	22	13%	62	38%	51%
	2012	163	9	154	24	16%	48	31%	47%
	2013	193	13	180	30	17%	60	33%	50%
	2014	242	17	225	22	10%	68	31%	41%

Less than College average (FT- 60.48%, PT- 52.08%)

Registered - Includes all students enrolled in the fall term of the specified year, with the specified program as their primary major.

Exclusions - Includes students who are deceased or graduated fall of the specified year or the following spring or summer.

Not retained - Students who were not registered the following fall term.

Retained by DSC - Students who were still registered at DSC the following fall but with a different primary major.

Retained by Program - Students who were registered the following fall with the same primary major.

Source: IR Program Assessment Data

Retention Rates (3 of 3)

Program and Cohort Year		Registered	Exclusions	Adjusted Cohort	Retained by DSC		Retained by Program		DSC Total Retained
					N	%	N	%	
2062 PARALEGAL-LEGAL ASST	2011	103	11	92	11	12%	38	41%	53%
	2012	93	17	76	6	8%	38	50%	58%
	2013	103	12	91	8	9%	54	59%	68%
	2014	105	20	85	10	11.8%	39	45.9%	57.7%
2084 ACCOUNTING TECHNOLOGY	2011	119	23	96	13	14%	32	33%	47%
	2012	88	14	74	10	14%	28	38%	51%
	2013	73	15	58	7	12%	23	40%	52%
	2014	71	12	59	9	21.4%	29	44.3%	65.7%
2221 INDUSTRIAL MGMT TECH	2011	4	0	4	2	50%		0%	50%
	2012	7	1	6	1	17%	4	67%	83%
	2013	7	3	4	0	0%	2	50%	50%
	2014	9	0	9	0	0%	4	44.4%	44.4%
2228 OFFICE ADM-MED SYSTEMS	2011	14	0	14	5	36%	4	29%	64%
	2012	15	1	14	3	21%	4	29%	50%
	2013	30	0	30	3	10%	8	27%	37%
	2014	26	2	24	3	16%	12	48%	64%
2229 OFFICE ADMINISTRATION	2011	15	0	15	1	7%	7	47%	53%
	2012	34	3	31	3	10%	17	55%	65%
	2013	51	6	45	5	11%	27	60%	71%
	2014	53	8	45	5	12.5%	18	41.7%	54.2%

Less than College average (FT- 60.48%, PT- 52.08%)

Registered - Includes all students enrolled in the fall term of the specified year, with the specified program as their primary major.

Exclusions - Includes students who are deceased or graduated fall of the specified year or the following spring or summer.

Not retained - Students who were not registered the following fall term.

Retained by DSC - Students who were still registered at DSC the following fall but with a different primary major.

Retained by Program - Students who were registered the following fall with the same primary major.

Source: IR Program Assessment Data

Placement Rates

Program Title	Major	2010/11		2011/12		2012/13		2013/14		Average Annual Salary
		DSC%	FCS%	DSC%	FCS%	DSC%	FCS%	DSC%	FCS%	
MARKETING, SALES,SER ENT	0817	Program started in 2012						100%	89%	\$**,***
BUSINESS OPER/ENTREPREN	0913	100%	97%	100%	96%	100%	100%	100%	100%	\$**,***
OFFICE MANAGEMENT	0914	80%	88%	80%	94%	97%	99%	100%	97%	\$ 40,472
BUSINESS MANAGEMENT	0916	100%	100%	100%	99%	100%	99%	100%	100%	\$ 35,308
OFFICE MGMT-MEDICAL	0919	80%	88%	80%	94%	97%	99%	100%	97%	\$ 40,472
OFFICE SUPPORT-TECH. CER	0926	100%	89%	87%	92%	98%	99%	100%	98%	\$ 35,432
ACCOUNTING OPER-TAX PREP	0935	94%	94%	100%	93%	65%	78%	77%	82%	\$**,***
ACCOUNTING TECH MGMT	0943	91%	84%	86%	87%	54%	63%	72%	68%	\$ 31,992
TELEVISION STUDIO PROD	0979	Program started in 2010/11				83%	78%	90%	87%	\$**,***
BUSINESS ADMINISTRATION	2059	94%	92%	88%	93%	90%	97%	100%	95%	\$**,***
PARALEGAL-LEGAL ASST	2062	50%	82%	100%	85%	77%	76%	56%	79%	\$**,***
ACCOUNTING TECHNOLOGY	2084	100%	85%	83%	83%	75%	59%	77%	62%	\$**,***
INDUSTRIAL MGMT TECH	2221	Program started in 2010/11				100%	97%	100%	97%	\$**,***
OFFICE ADM-MED SYSTEMS	2228	Program started in 2010/11				100%	98%	100%	97%	\$**,***
OFFICE ADMINISTRATION	2229	Program started in 2010/11				100%	98%	100%	97%	\$**,***

Source: Florida Education Training Placement Information Program (FETPIP)

■ Indicates the College average above the State Averages
■ Indicates the College average same as the State Averages
■ Indicates the College average below the State Averages

Headcount by Major

Major	2012-2013	2013-2014	2014-2015	2015-2016
0817 - MARKETING, SALES, SER ENT		1	1	2
0913 - BUSINESS OPER/ENTREPREN.	6	8	5	10
0914 - OFFICE MANAGEMENT	24	23	23	19
0916 - BUSINESS MANAGEMENT	44	41	57	36
0919 - OFFICE MGMT-MEDICAL	30	32	28	14
0926 - OFFICE SUPPORT-TECH. CER	1	2		1
0935 - ACCOUNTING OPER-TAX PREP	4	6	4	6
0943 - ACCOUNTING TECH MGMT	24	25	21	20
0979 - TELEVISION STUDIO PROD	3	7	9	9
2059 - BUSINESS ADMINISTRATION	243	277	349	332
2062 - PARALEGAL-LEGAL ASST	140	143	140	139
2084 - ACCOUNTING TECHNOLOGY	120	102	104	104
2221 - INDUSTRIAL MGMT TECH	9	12	10	9
2228 - OFFICE ADM-MED SYSTEMS	23	42	40	44
2229 - OFFICE ADMINISTRATION	48	56	71	46
Total	705	760	843	777

College Enrollment Decreased: 7.9%(12/13); 3%(13/14); 0.73%(14/15); 1.14% (15/16)

Graduates in Major

Major	2012-2013	2013-2014	2014-2015	2015-2016
0817 - MARKETING, SALES,SER ENT	1	3	6	8
0913 - BUSINESS OPER/ENTREPREN.	11	14	70	39
0914 - OFFICE MANAGEMENT	34	24	15	13
0916 - BUSINESS MANAGEMENT	42	19	39	23
0919 - OFFICE MGMT-MEDICAL	8	9	6	2
0926 - OFFICE SUPPORT-TECH. CER	71	51	41	24
0935 - ACCOUNTING OPER-TAX PREP	23	19	15	15
0943 - ACCOUNTING TECH MGMT	31	29	11	9
0979 - TELEVISION STUDIO PROD	8	24	19	11
2059 - BUSINESS ADMINISTRATION	11	13	20	20
2062 - PARALEGAL-LEGAL ASST	18	13	21	24
2084 - ACCOUNTING TECHNOLOGY	19	20	8	19
2221 - INDUSTRIAL MGMT TECH	4	3	1	4
2228 - OFFICE ADM-MED SYSTEMS	1		2	1
2229 - OFFICE ADMINISTRATION	5	5	7	5
Total	287	246	281	217

Blank cells or missing years indicate no graduates.

Source: IR Program Assessment Data

Average Age by Program

Program		2012-2013	2013-2014	2014-2015	2015-2016
0817	MARKETING, SALES, SER ENT		40	58	23
0913	BUSINESS OPER/ENTREPREN	25	33	30	29
0914	OFFICE MANAGEMENT	40	45	43	38
0916	BUSINESS MANAGEMENT	37	34	30	28
0919	OFFICE MGMT-MEDICAL	41	44	36	33
0926	OFFICE SUPPORT-TECH. CER	53	37		42
0935	ACCOUNTING OPER-TAX PREP	34	38	26	49
0943	ACCOUNTING TECH MGMT	42	38	42	36
0979	TELEVISION STUDIO PROD	41	31	34	40
2059	BUSINESS ADMINISTRATION	32	33	31	31
2062	PARALEGAL-LEGAL ASST	34	33	32	32
2084	ACCOUNTING TECHNOLOGY	37	38	35	36
2221	INDUSTRIAL MGMT TECH	39	42	40	42
2228	OFFICE ADM-MED SYSTEMS	33	35	39	40
2229	OFFICE ADMINISTRATION	32	36	40	41

Calculation excludes individuals whose birthdates are not reported.

	2012-2013	2013-2014	2014-2015	2015-2016
All Programs	34	35	34	34
Daytona State College	26.7	26.6	26.4	26

Source: IR Program Assessment Data

Gender

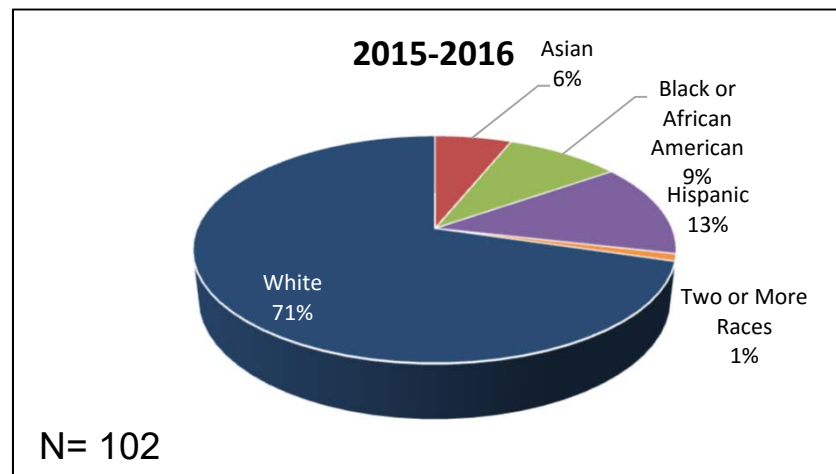
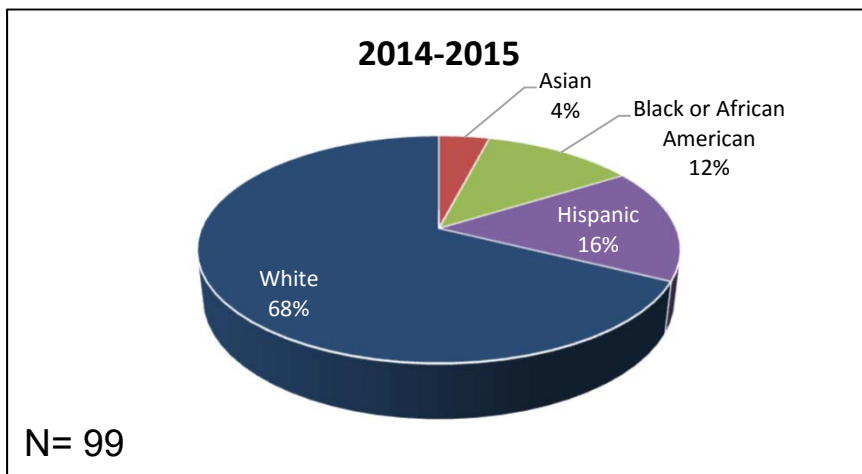
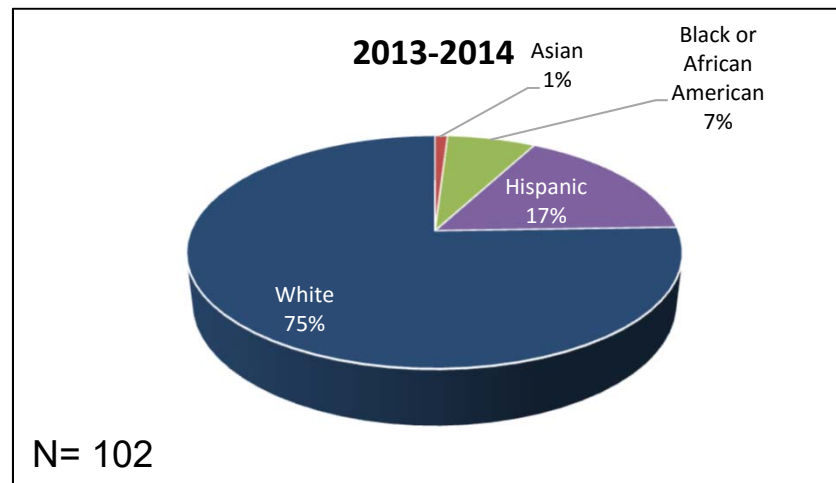
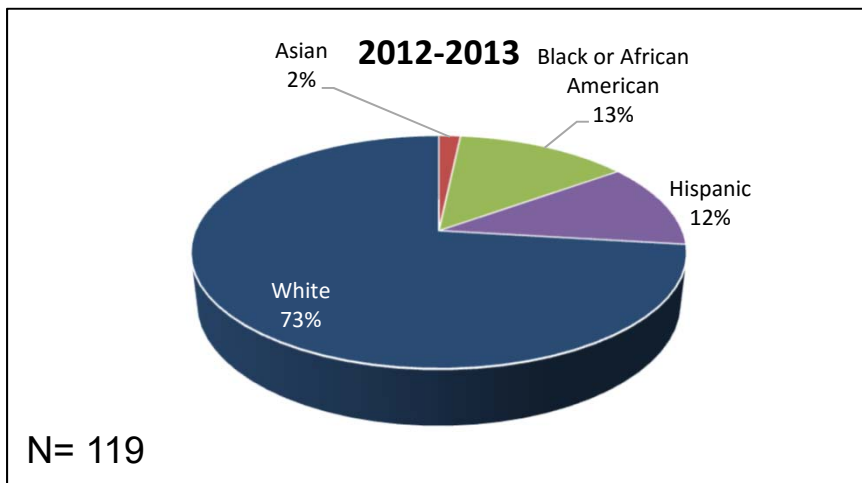
Program	2012-2013		2013-2014		2014-2015		2015-2016	
	Female	Male	Female	Male	Female	Male	Female	Male
0817 - MARKETING, SALES, SER ENT			100%			100%	100%	
0913 - BUSINESS OPER/ENTREPREN.	33%	67%	25%	63%	60%	40%	50%	50%
0914 - OFFICE MANAGEMENT	92%	8%	87%	13%	87%	13%	89%	11%
0916 - BUSINESS MANAGEMENT	68%	32%	66%	34%	60%	40%	53%	47%
0919 - OFFICE MGMT-MEDICAL	90%	10%	91%	9%	96%	4%	100%	
0926 - OFFICE SUPPORT-TECH. CER	100%		50%	50%			100%	
0935 - ACCOUNTING OPER-TAX PREP	100%		83%	17%	50%	50%	83%	17%
0943 - ACCOUNTING TECH MGMT	92%	8%	84%	16%	81%	19%	80%	20%
0979 - TELEVISION STUDIO PROD	67%	33%	29%	71%	44%	56%	44%	56%
2059 - BUSINESS ADMINISTRATION	55%	45%	57%	43%	55%	45%	58%	42%
2062 - PARALEGAL-LEGAL ASST	82%	18%	85%	15%	81%	19%	85%	15%
2084 - ACCOUNTING TECHNOLOGY	75%	25%	76%	24%	72%	28%	76%	24%
2221 - INDUSTRIAL MGMT TECH		100%		100%		100%		100%
2228 - OFFICE ADM-MED SYSTEMS	91%	9%	90%	10%	95%	5%	98%	2%
2229 - OFFICE ADMINISTRATION	98%	2%	96%	4%	99%	1%	98%	2%

Blank cells or missing years indicate no enrollment. Excludes individuals whose gender is not reported.

Major	2012-2013		2013-2014		2014-2015		2015-2016	
	Female	Male	Female	Male	Female	Male	Female	Male
Daytona State College	60%	40%	59%	41%	60%	40%	60%	40%

Source: IR Program Assessment Data

Race / Ethnicity by Program 2084 - Accounting Technology

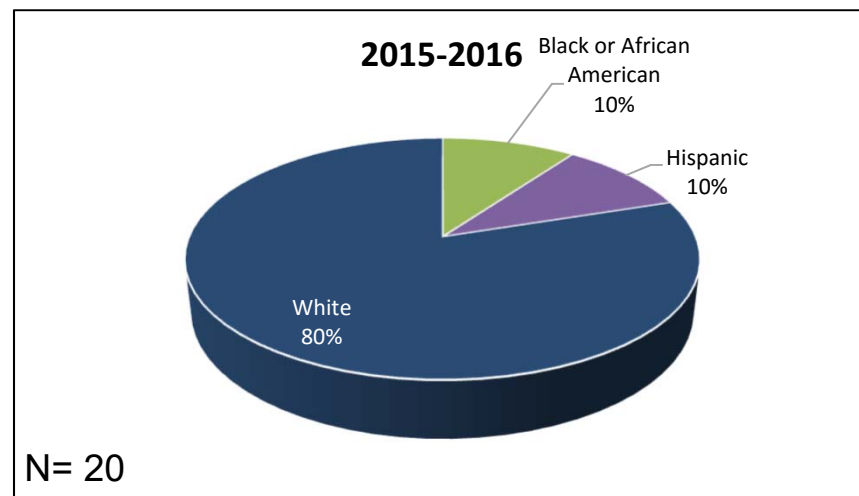
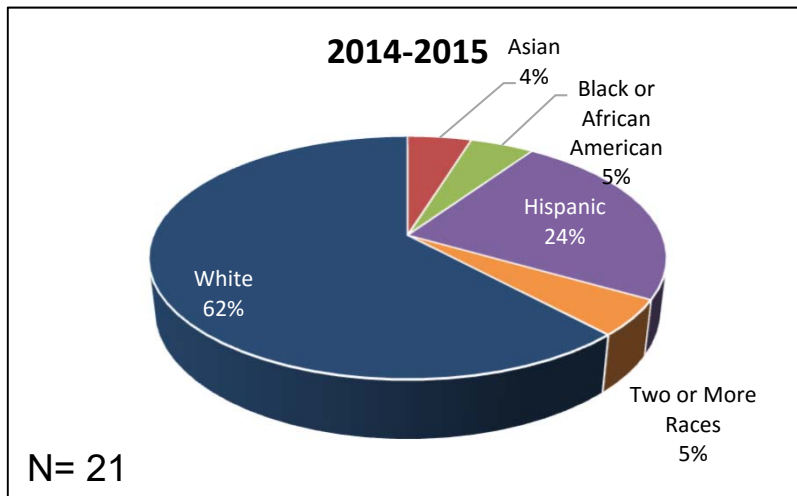
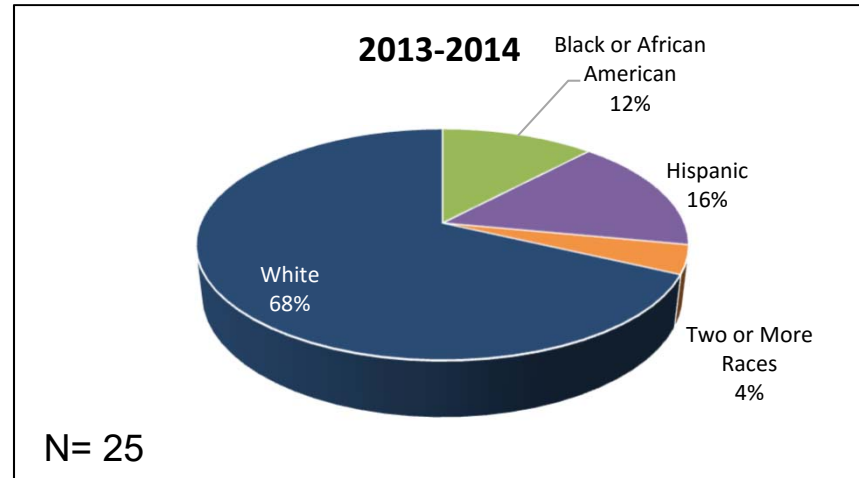
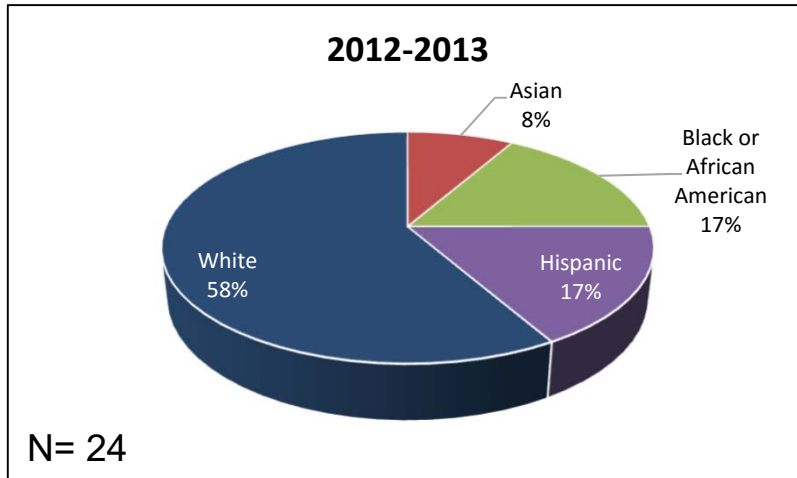


DSC Averages 2015-2016						
Amer Indian/ Alaska Native	Asian	Black or African Amer	Hispanic	Nat Hawaiian Pacif Islander	2 or More Races	White
0%	2%	14%	14%	0%	2%	66%

Excludes individuals whose race / ethnicity is not reported.

Source: IR Program Assessment Data

Race / Ethnicity by Program 0943 - Accounting Technology Management



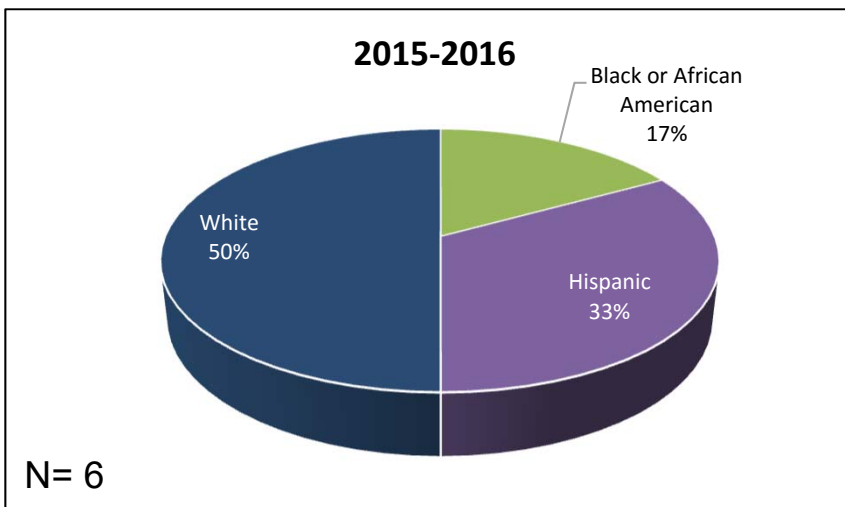
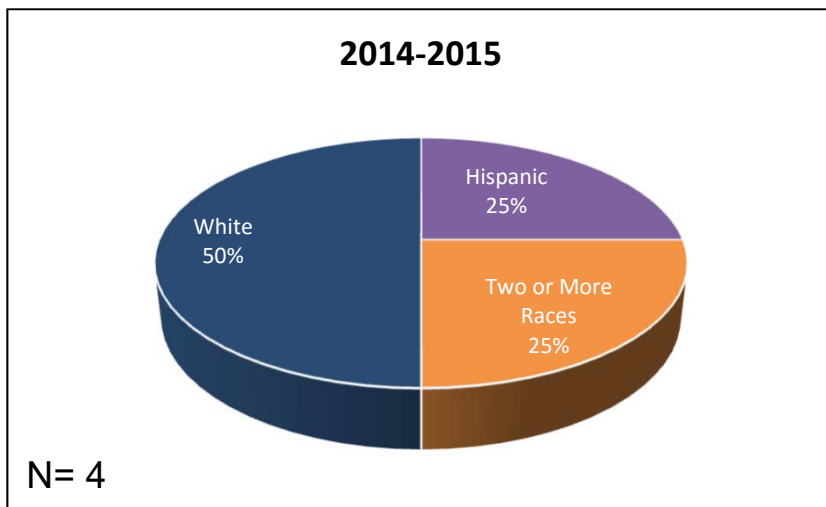
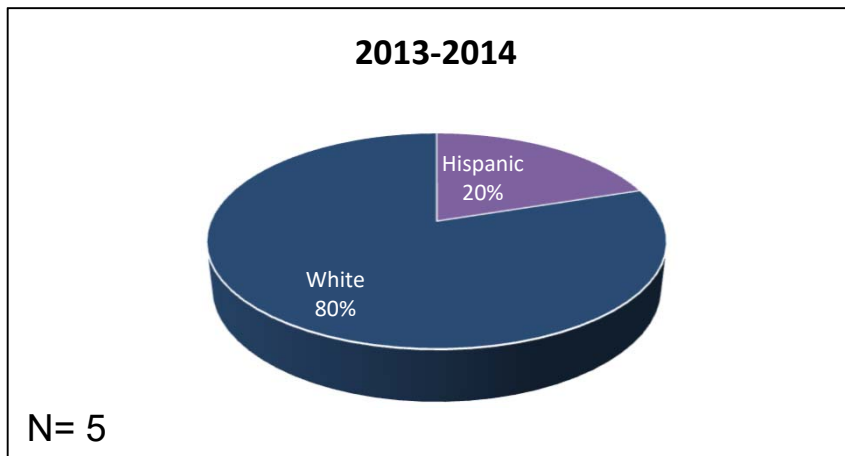
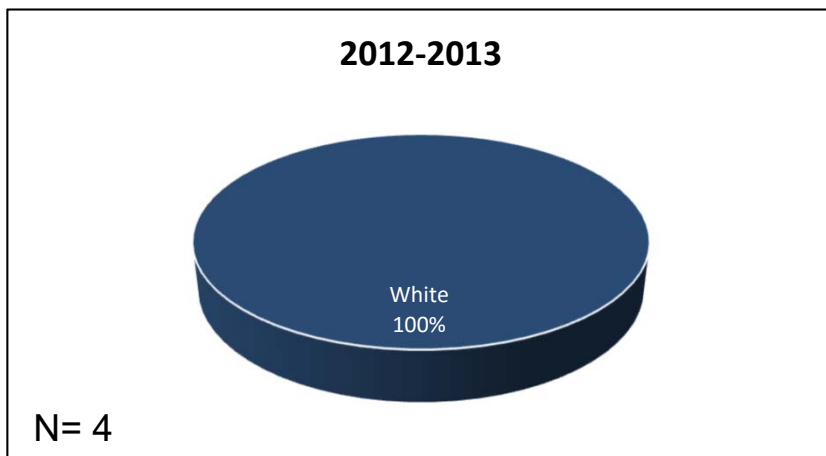
DSC Averages 2015-2016						
Amer Indian/ Alaska Native	Asian	Black or African Amer	Hispanic	Nat Hawaiian Pacif Islander	2 or More Races	White
0%	2%	14%	14%	0%	2%	66%

Excludes individuals whose race / ethnicity is not reported.

Source: IR Program Assessment Data

Race / Ethnicity by Program

0935 - Accounting Technology Operations - Tax Preparation

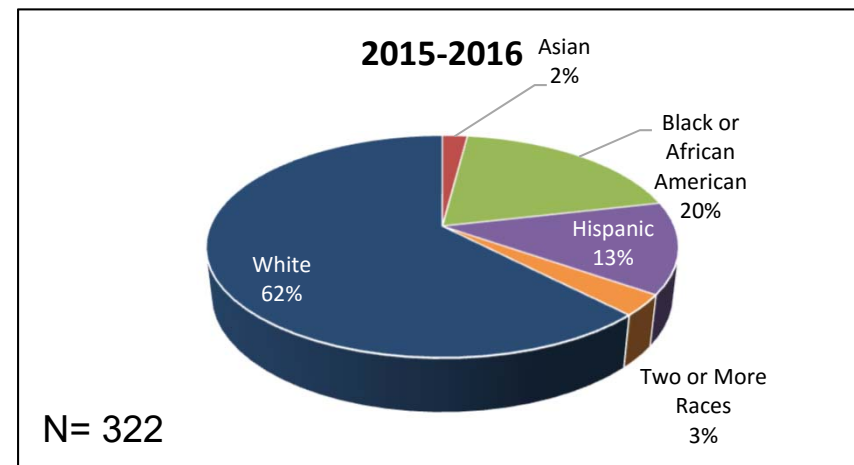
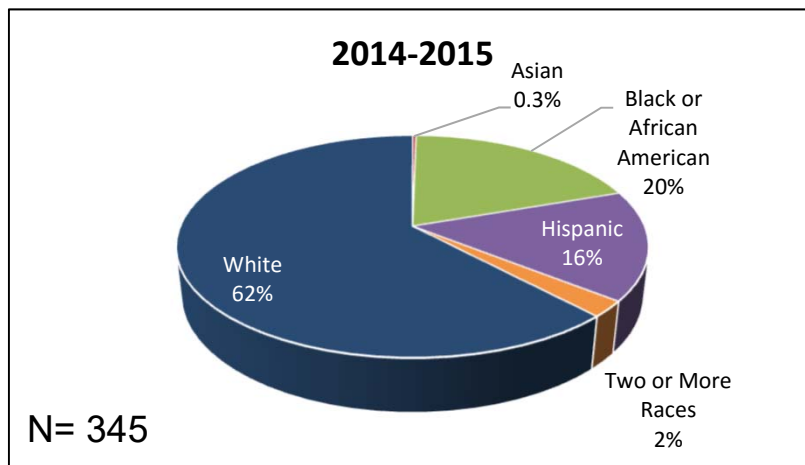
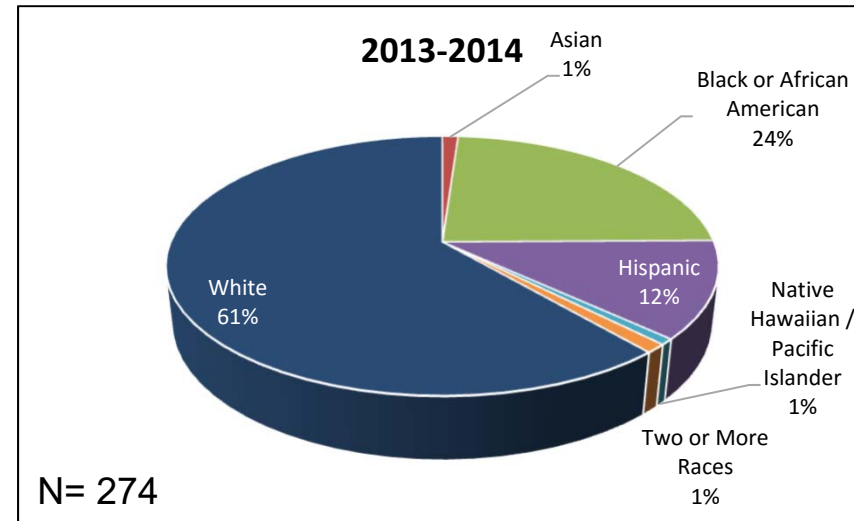
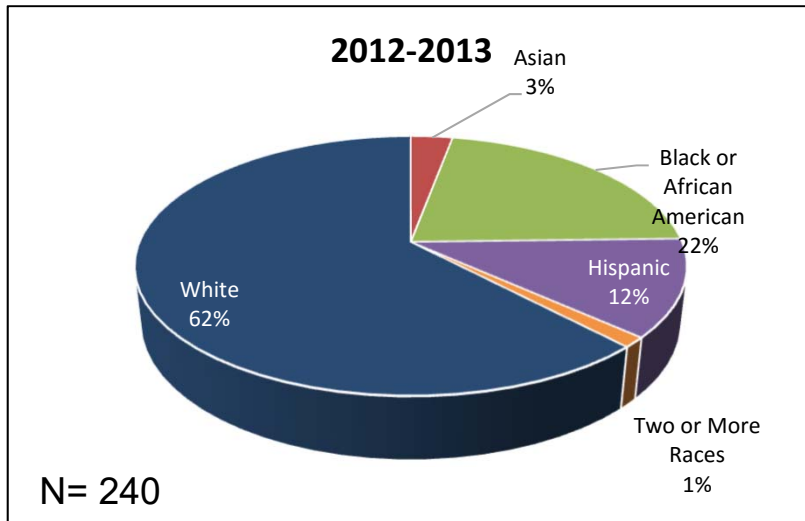


DSC Averages 2015-2016						
Amer Indian/ Alaska Native	Asian	Black or African Amer	Hispanic	Nat Hawaiian Pacif Islander	2 or More Races	White
0%	2%	14%	14%	0%	2%	66%

Excludes individuals whose race / ethnicity is not reported.

Source: IR Program Assessment Data

Race / Ethnicity by Program 2059 - Business Administration

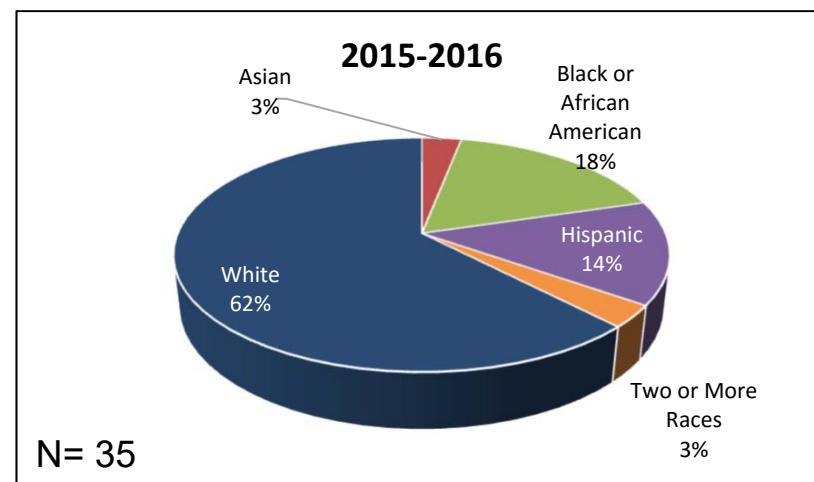
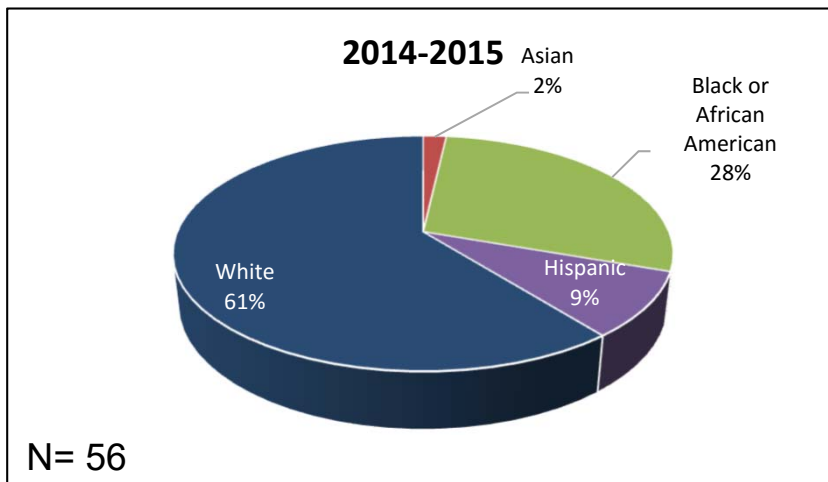
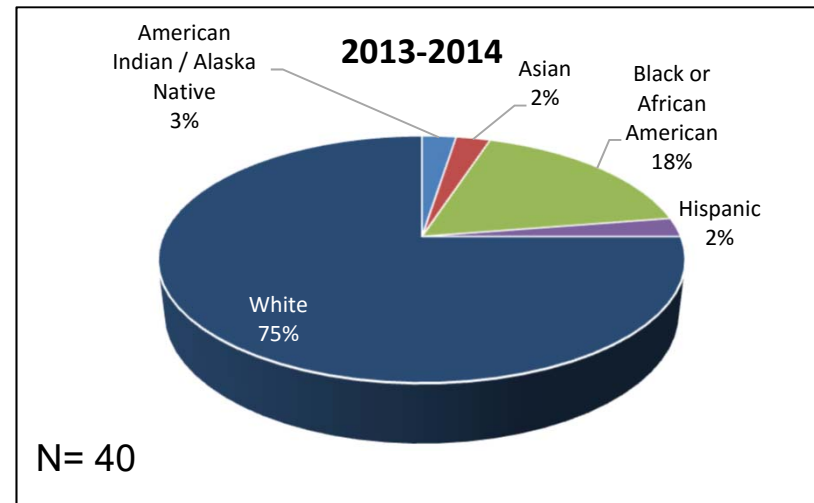
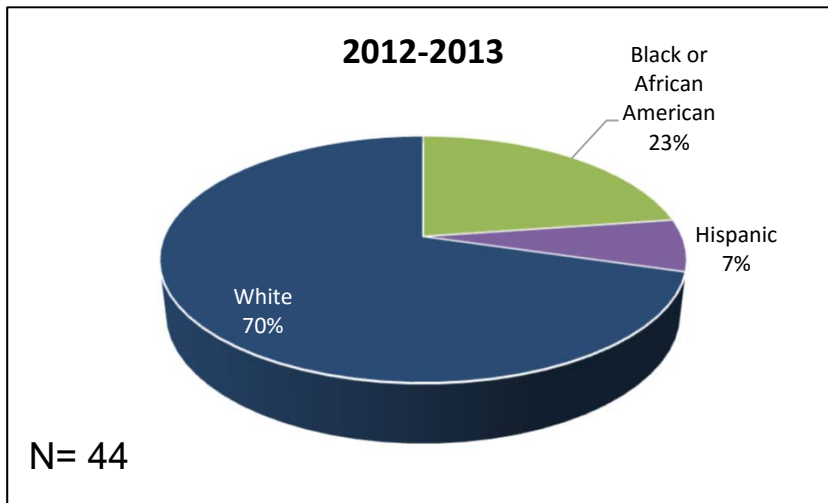


DSC Averages 2015-2016						
Amer Indian/ Alaska Native	Asian	Black or African Amer	Hispanic	Nat Hawaiian Pacif Islander	2 or More Races	White
0%	2%	14%	14%	0%	2%	66%

Excludes individuals whose race / ethnicity is not reported.

Source: IR Program Assessment Data

Race / Ethnicity by Program 0916 - Business Management

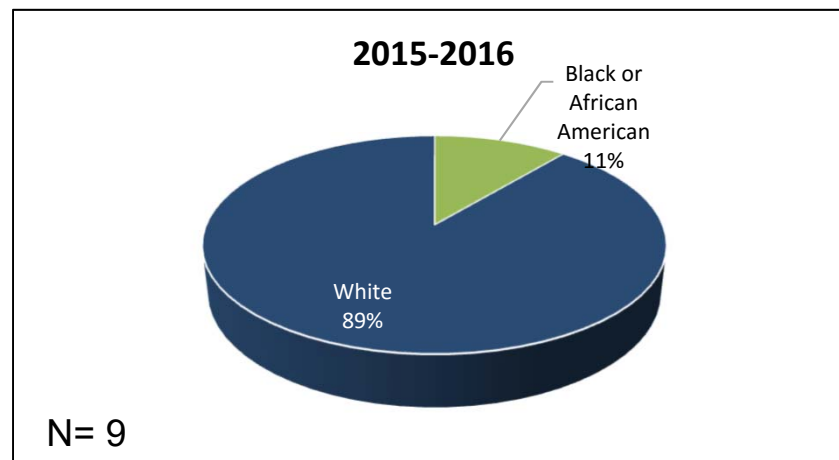
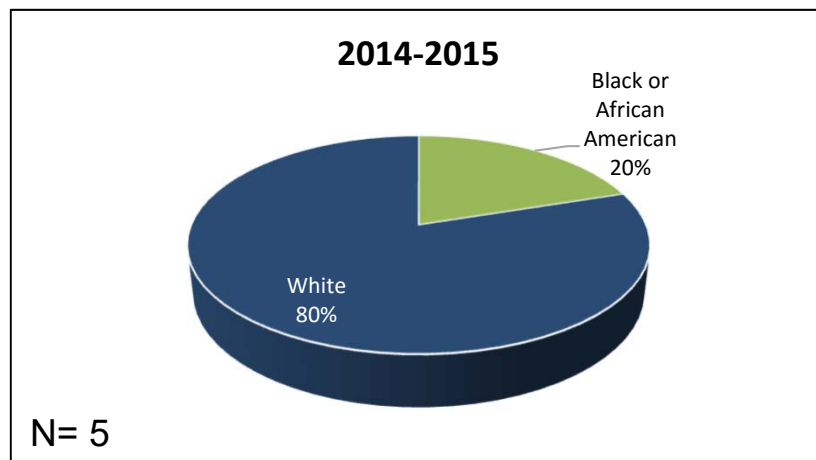
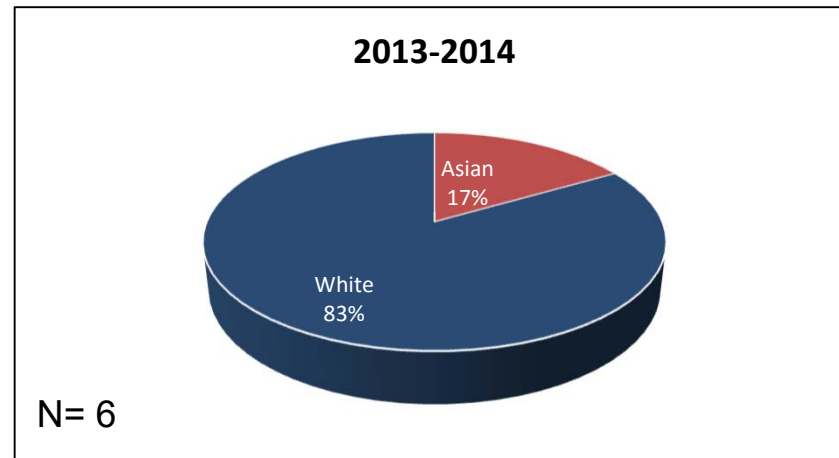
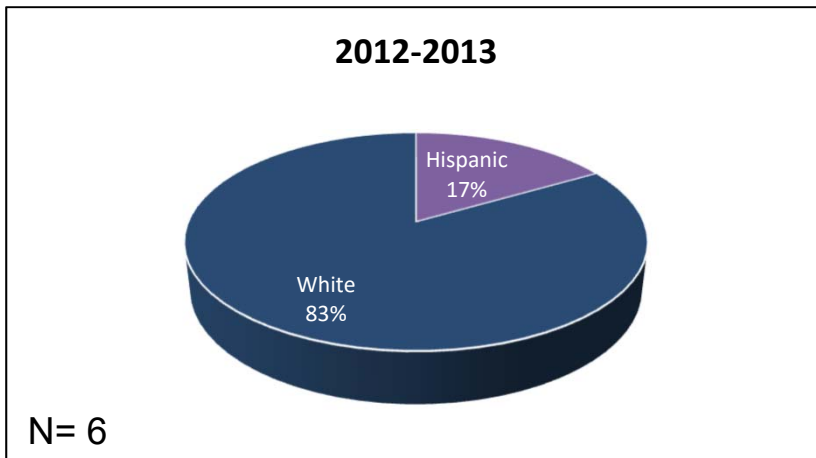


DSC Averages 2015-2016						
Amer Indian/ Alaska Native	Asian	Black or African Amer	Hispanic	Nat Hawaiian Pacif Islander	2 or More Races	White
0%	2%	14%	14%	0%	2%	66%

Excludes individuals whose race / ethnicity is not reported.

Source: IR Program Assessment Data

Race / Ethnicity by Program 0913 - Business Operations - Entrepreneurship



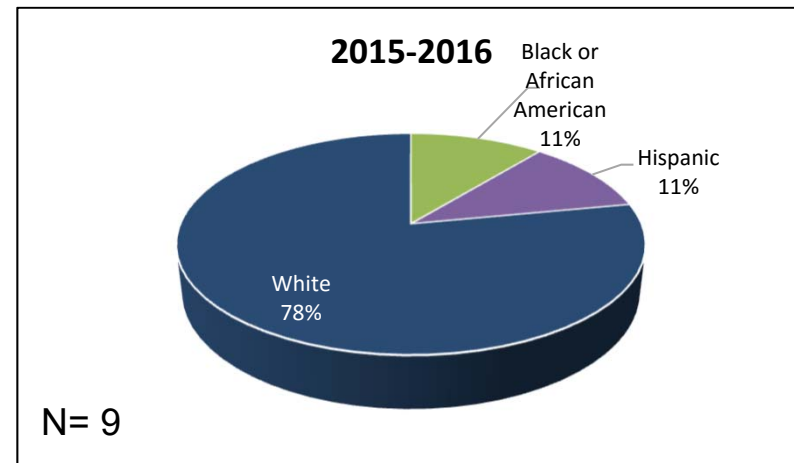
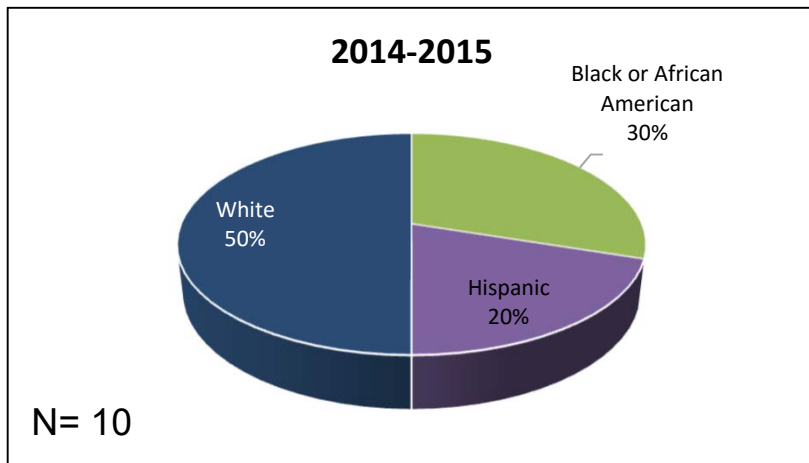
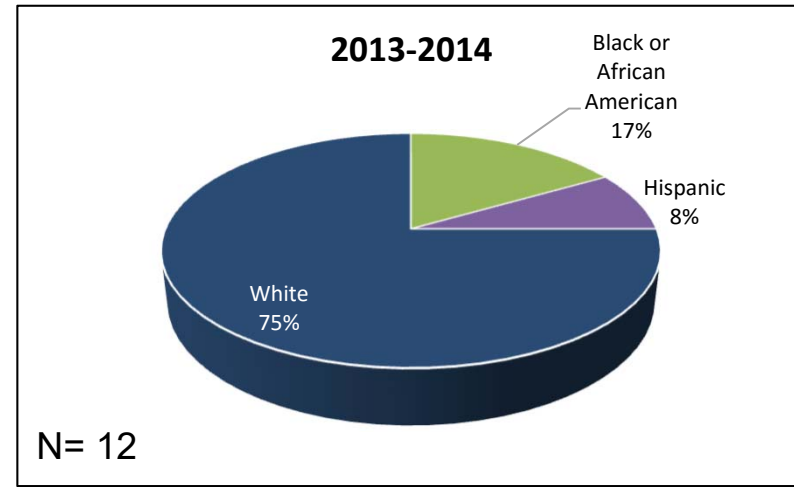
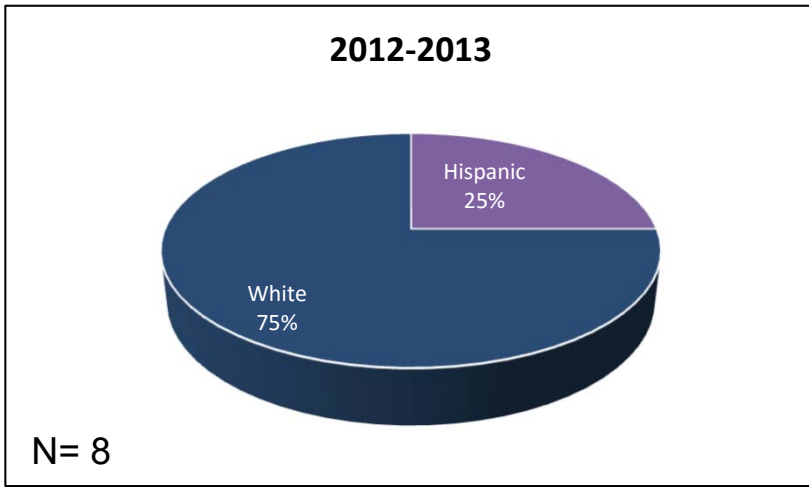
DSC Averages 2015-2016						
Amer Indian/ Alaska Native	Asian	Black or African Amer	Hispanic	Nat Hawaiian Pacif Islander	2 or More Races	White
0%	2%	14%	14%	0%	2%	66%

Excludes individuals whose race / ethnicity is not reported.

Source: IR Program Assessment Data

Race / Ethnicity by Program

2221 - Industrial Management Technology (Limited Access Program)



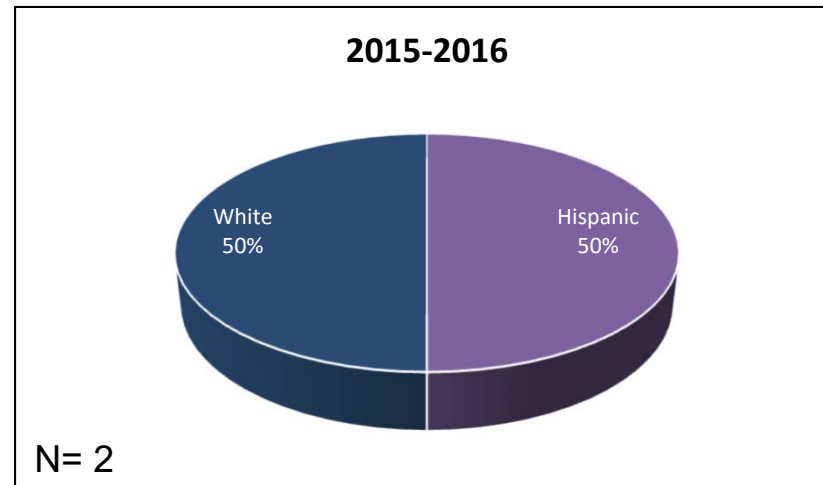
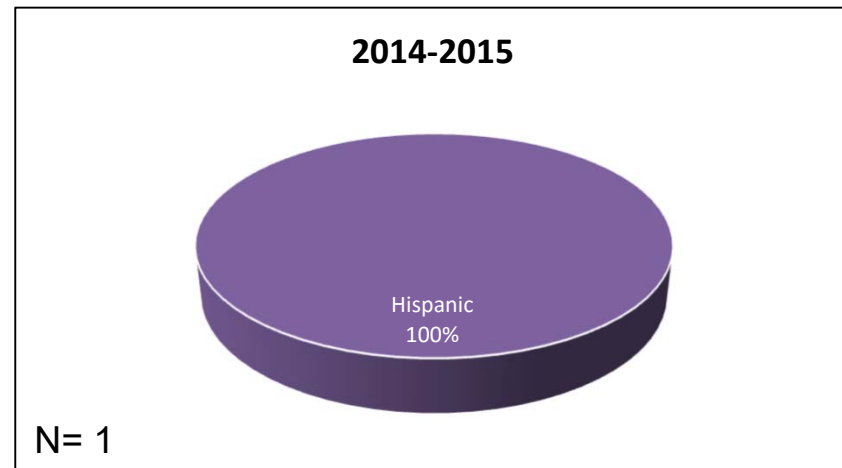
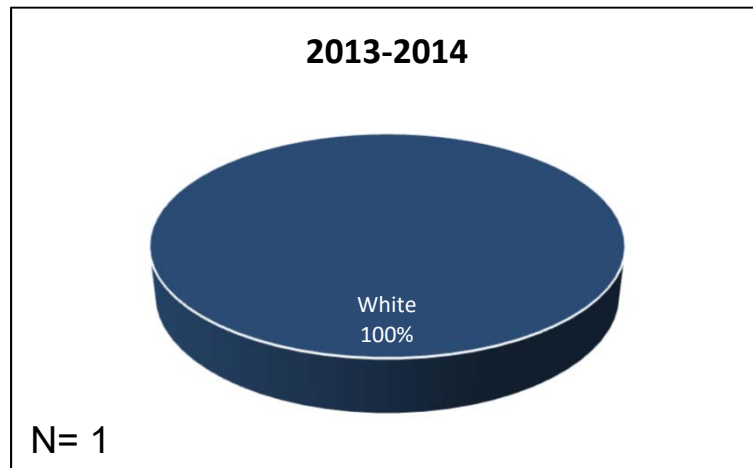
DSC Averages 2015-2016						
Amer Indian/ Alaska Native	Asian	Black or African Amer	Hispanic	Nat Hawaiian Pacif Islander	2 or More Races	White
0%	2%	14%	14%	0%	2%	66%

Excludes individuals whose race / ethnicity is not reported.

Source: IR Program Assessment Data

Race / Ethnicity by Program

0817 - Marketing, Sales and Service - Entrepreneurship

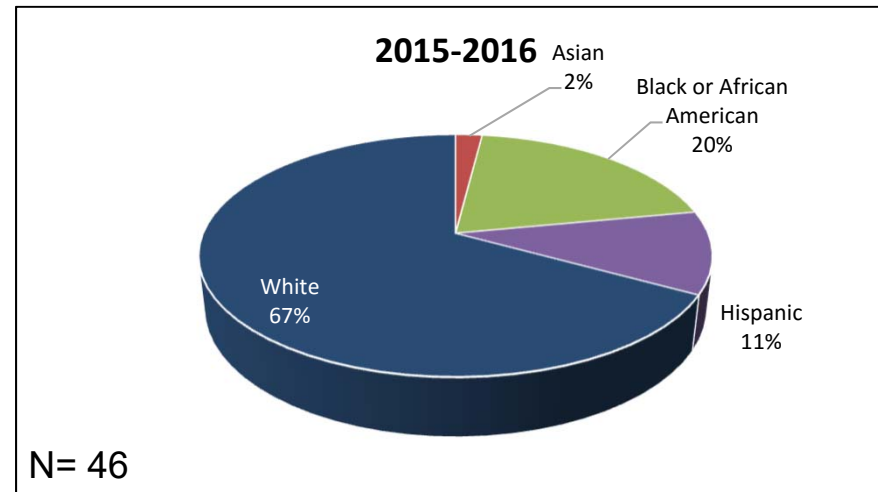
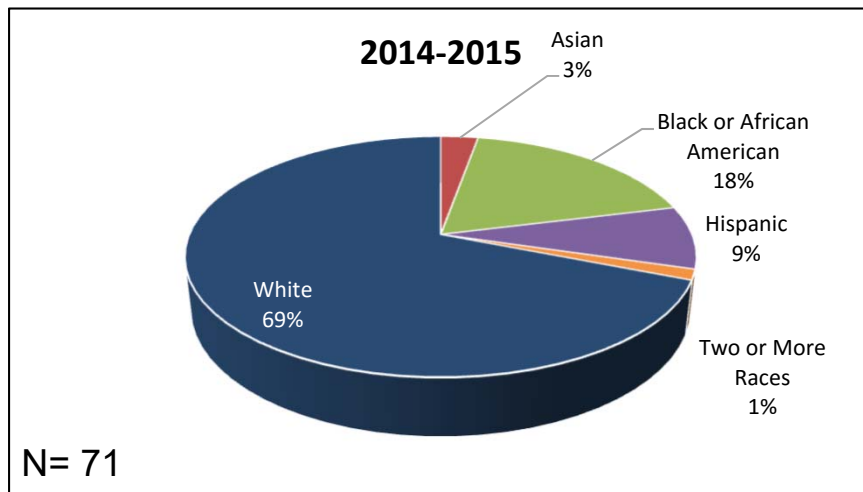
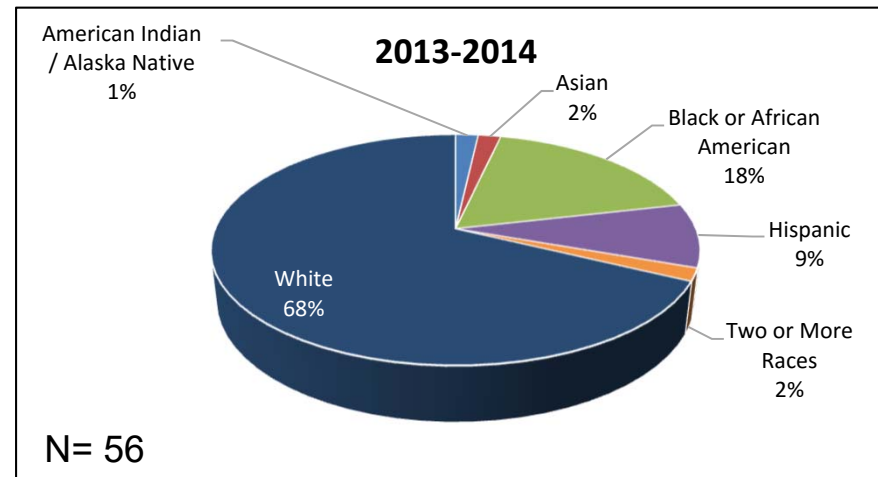
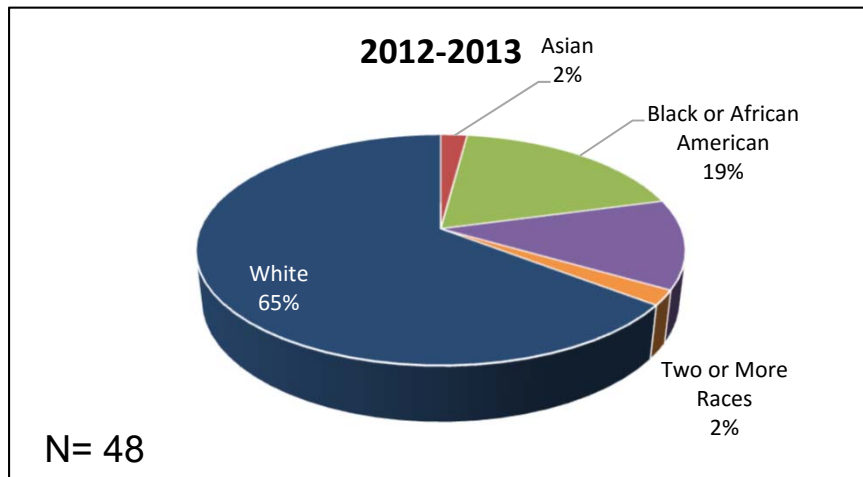


DSC Averages 2015-2016						
Amer Indian/ Alaska Native	Asian	Black or African Amer	Hispanic	Nat Hawaiian Pacif Islander	2 or More Races	White
0%	2%	14%	14%	0%	2%	66%

Excludes individuals whose race / ethnicity is not reported.

Source: IR Program Assessment Data

Race / Ethnicity by Program 2229 - Office Administration

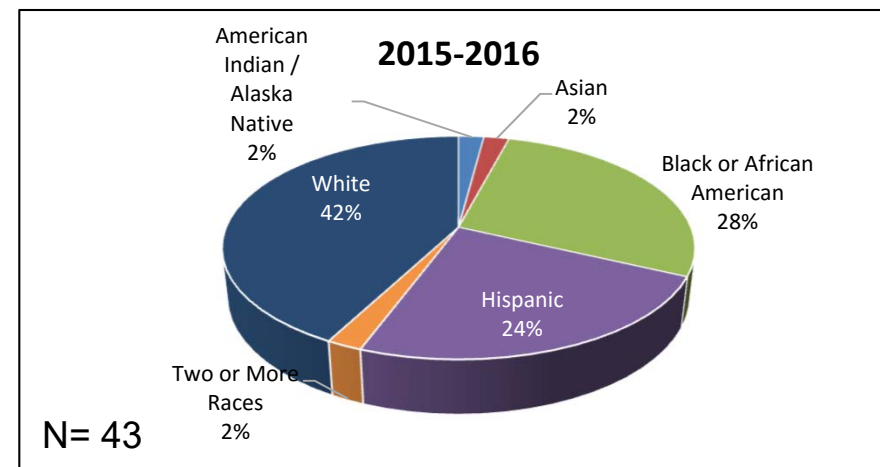
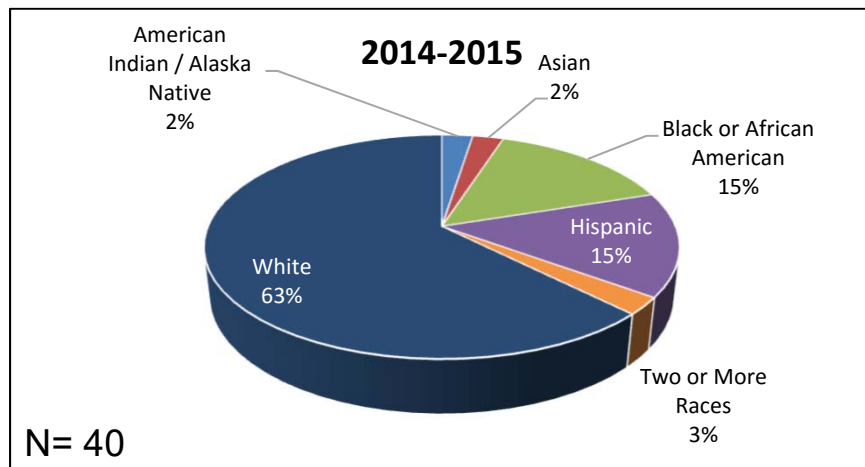
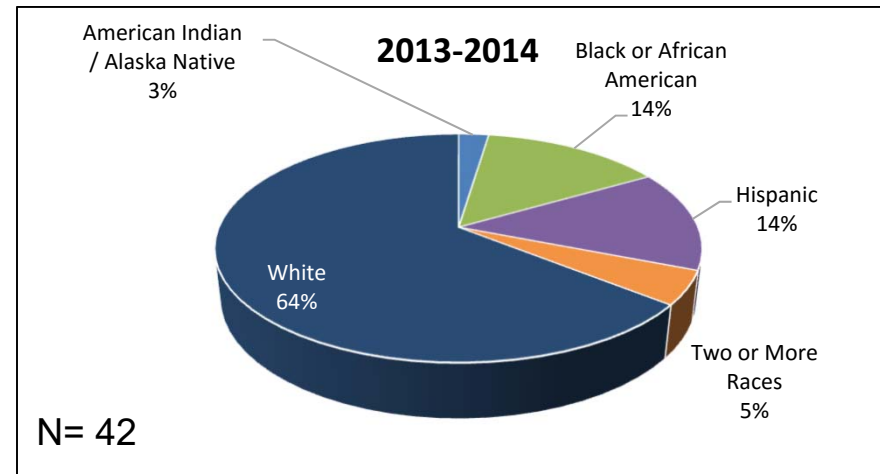
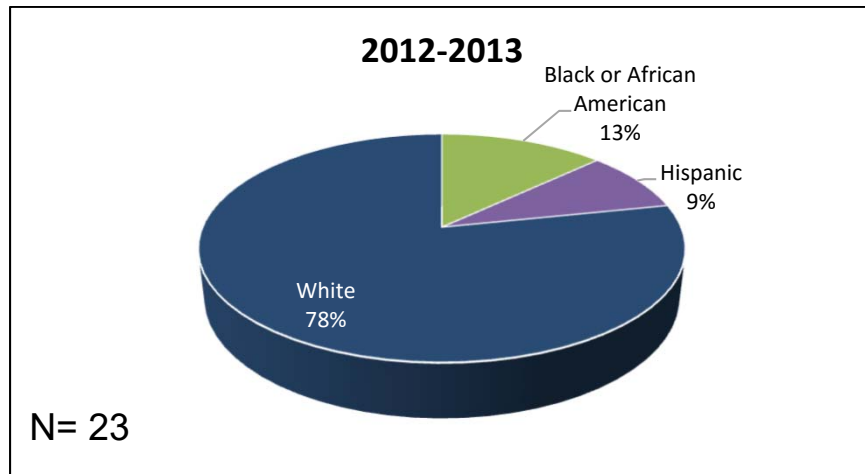


DSC Averages 2015-2016						
Amer Indian/ Alaska Native	Asian	Black or African Amer	Hispanic	Nat Hawaiian Pacif Islander	2 or More Races	White
0%	2%	14%	14%	0%	2%	66%

Excludes individuals whose race / ethnicity is not reported.

Source: IR Program Assessment Data

Race / Ethnicity by Program 2228 - Office Administration (Medical Systems Option)

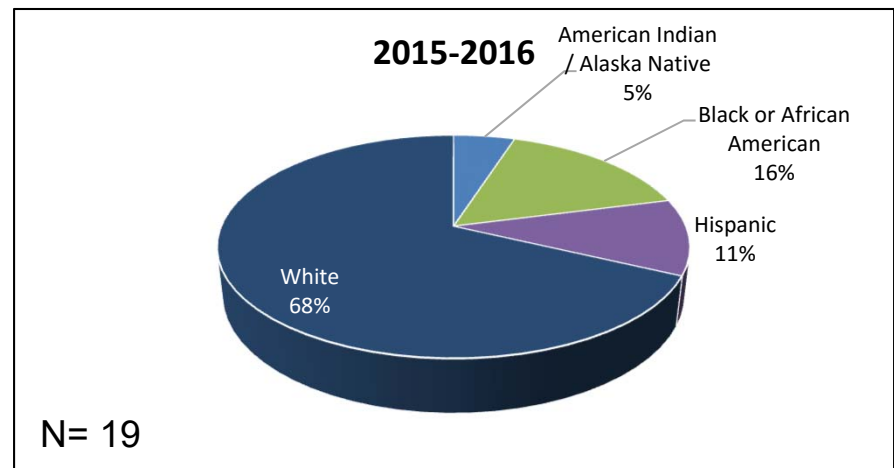
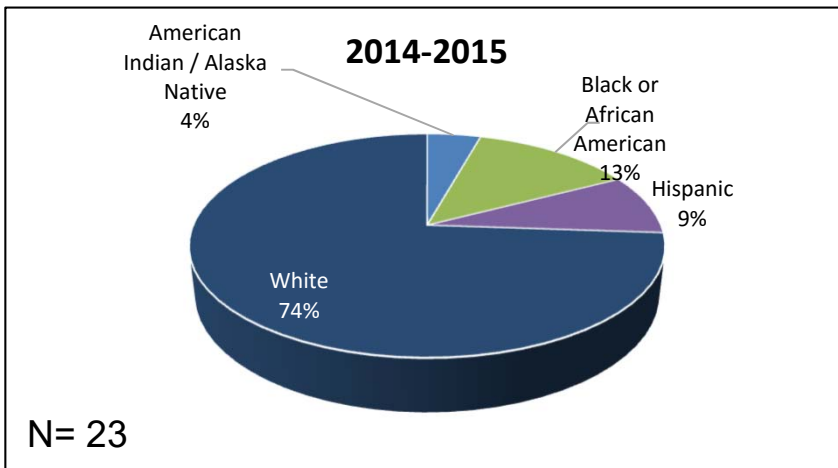
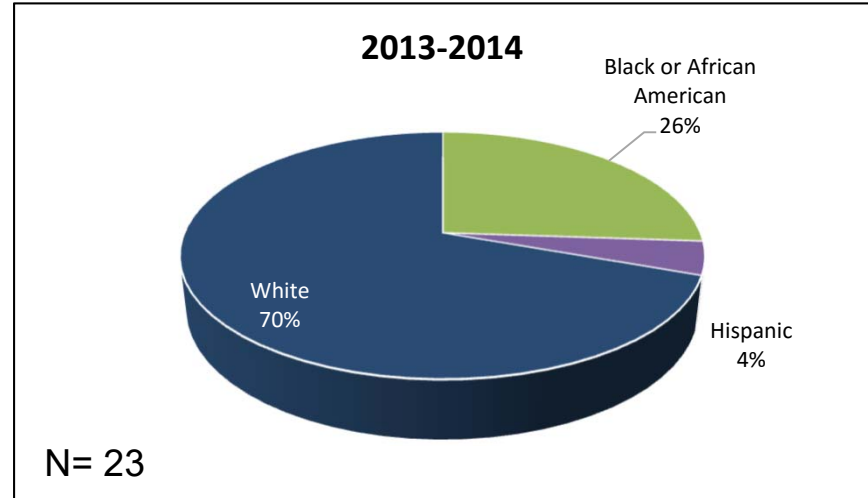
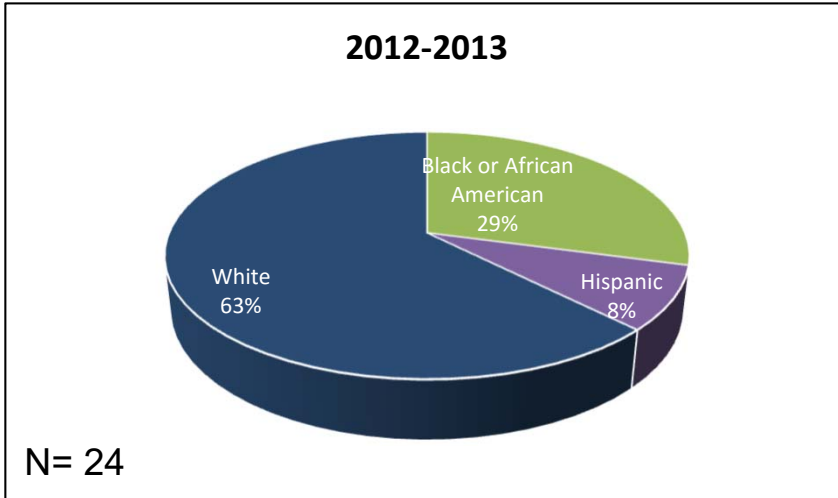


DSC Averages 2015-2016						
Amer Indian/ Alaska Native	Asian	Black or African Amer	Hispanic	Nat Hawaiian Pacif Islander	2 or More Races	White
0%	2%	14%	14%	0%	2%	66%

Excludes individuals whose race / ethnicity is not reported.

Source: IR Program Assessment Data

Race / Ethnicity by Program 0914 - Office Management

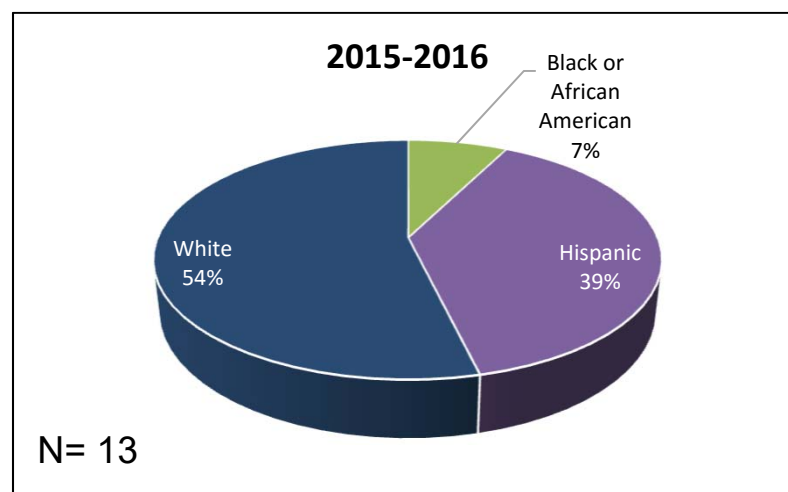
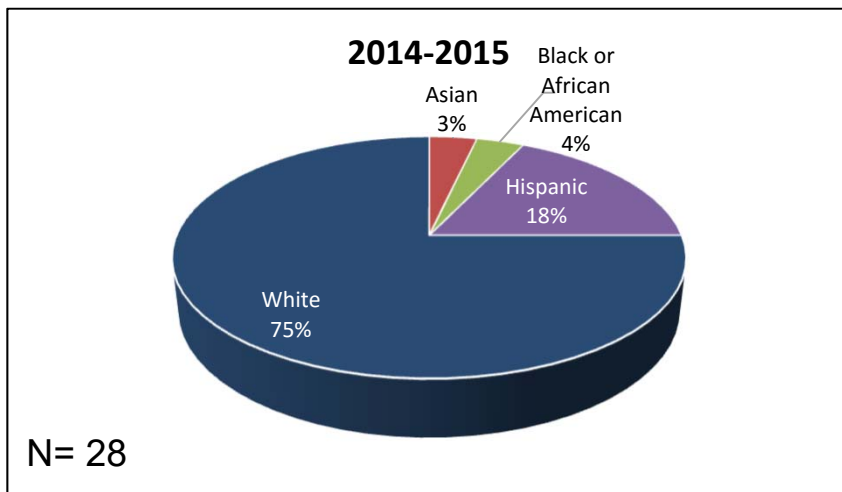
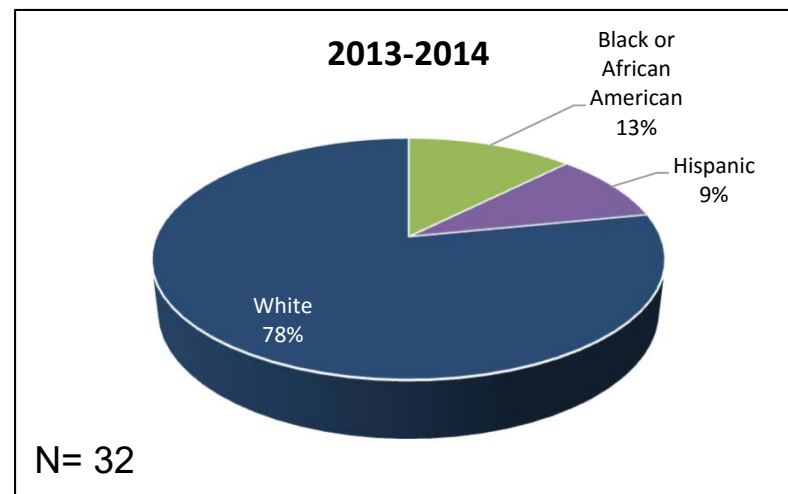
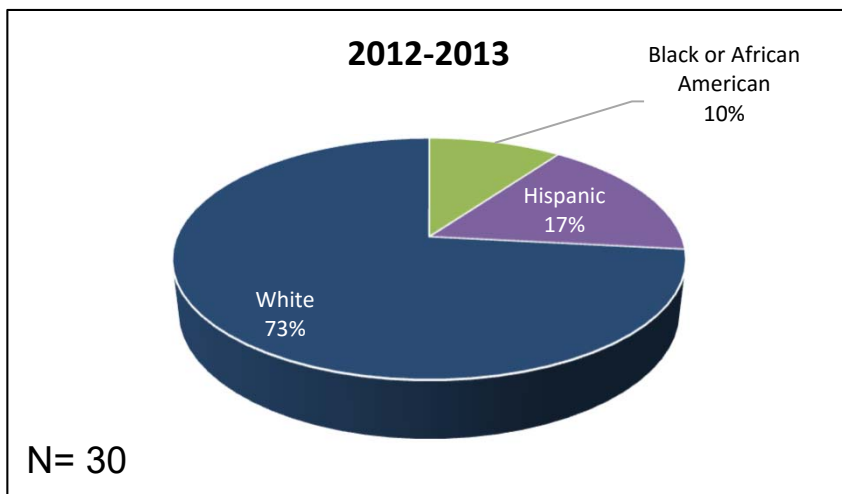


DSC Averages 2015-2016						
Amer Indian / Alaska Native	Asian	Black or African Amer	Hispanic	Nat Hawaiian Pacif Islander	2 or More Races	White
0%	2%	14%	14%	0%	2%	66%

Excludes individuals whose race / ethnicity is not reported.

Source: IR Program Assessment Data

Race / Ethnicity by Program 0919 - Office Management (Medical Option)

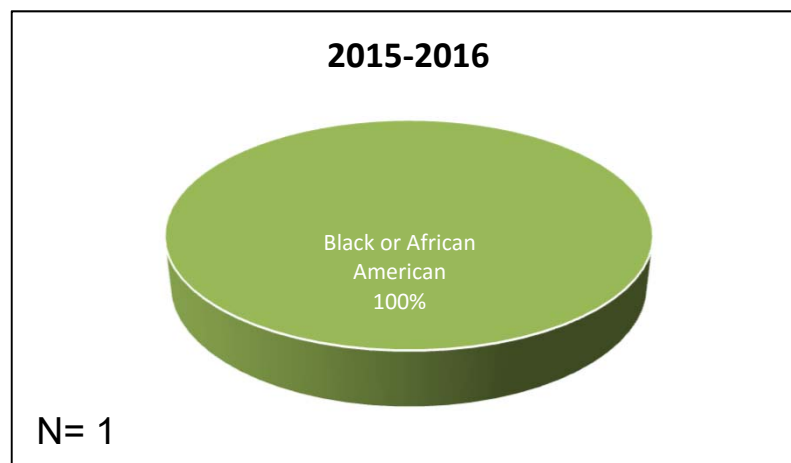
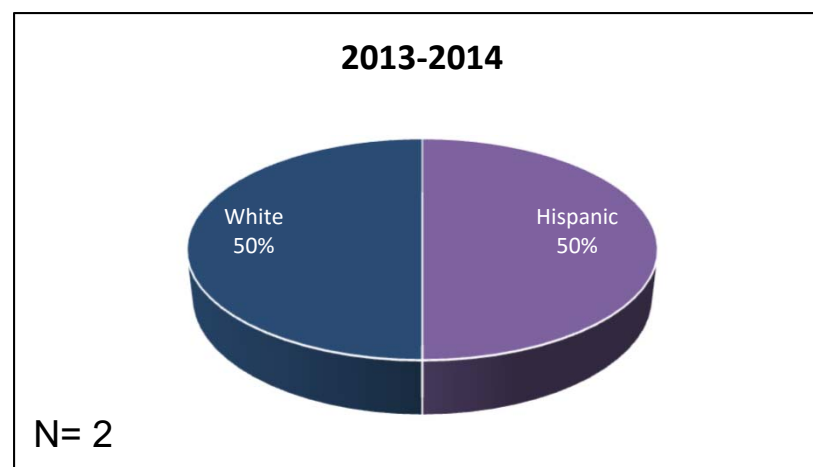
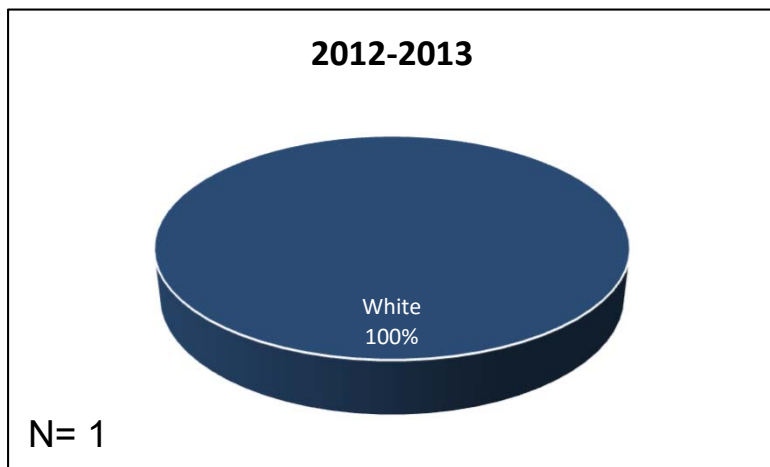


DSC Averages 2015-2016						
Amer Indian/ Alaska Native	Asian	Black or African Amer	Hispanic	Nat Hawaiian Pacif Islander	2 or More Races	White
0%	2%	14%	14%	0%	2%	66%

Excludes individuals whose race / ethnicity is not reported.

Source: IR Program Assessment Data

Race / Ethnicity by Program 0926 - Office Support (Technical Certificate)

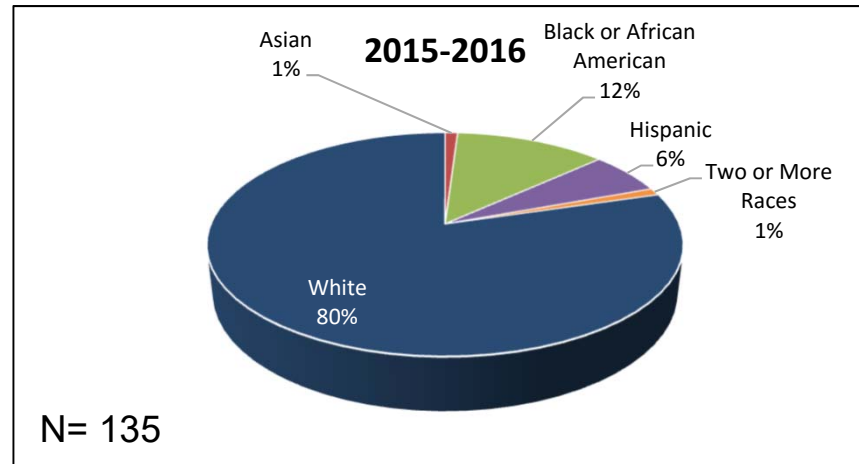
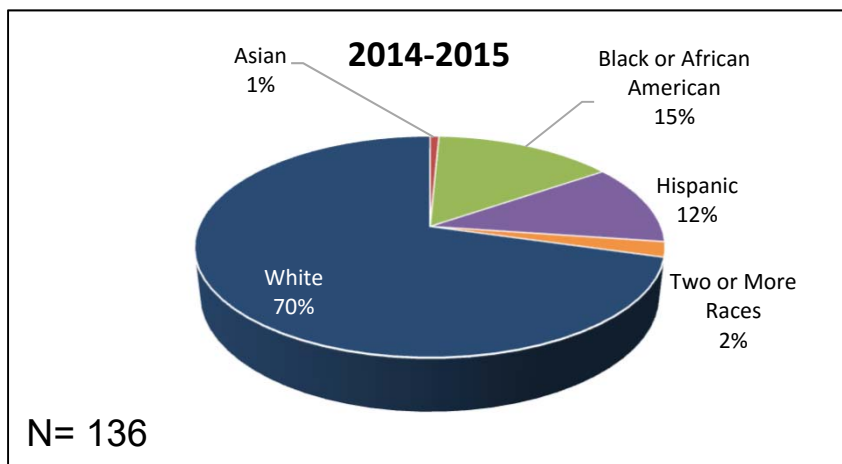
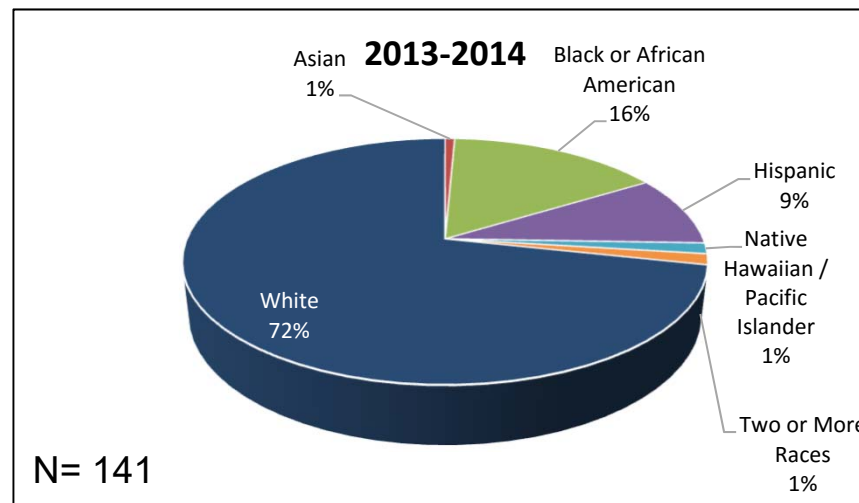
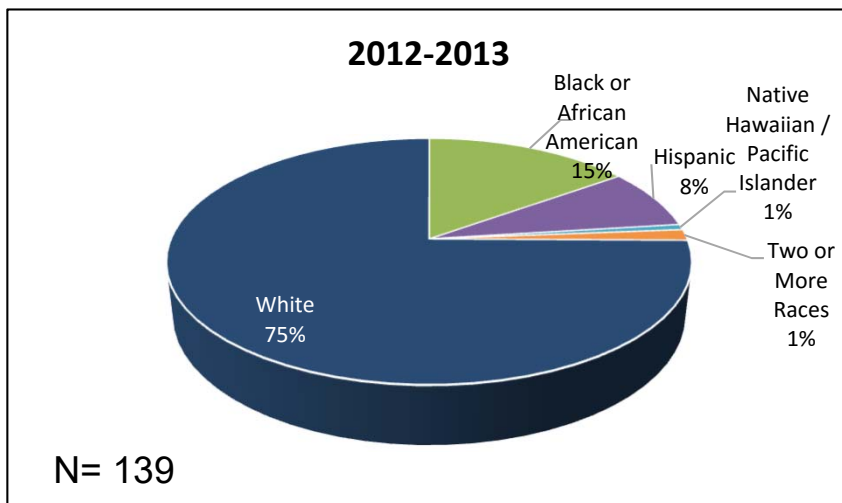


DSC Averages 2015-2016						
Amer Indian/ Alaska Native	Asian	Black or African Amer	Hispanic	Nat Hawaiian Pacif Islander	2 or More Races	White
0%	2%	14%	14%	0%	2%	66%

Excludes individuals whose race / ethnicity is not reported.

Source: IR Program Assessment Data

Race / Ethnicity by Program 2062 - Paralegal Studies (Legal Assisting)

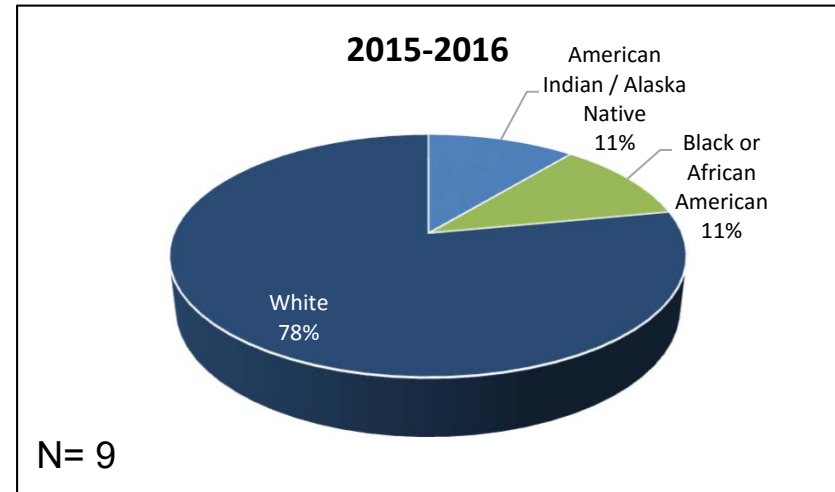
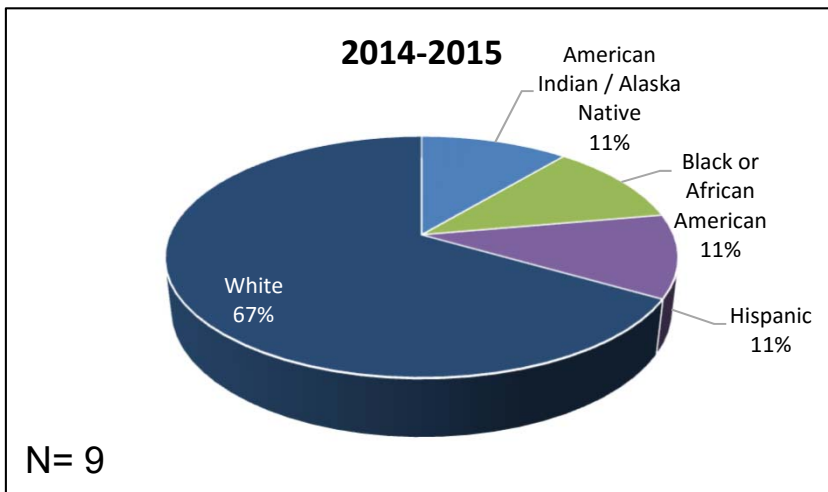
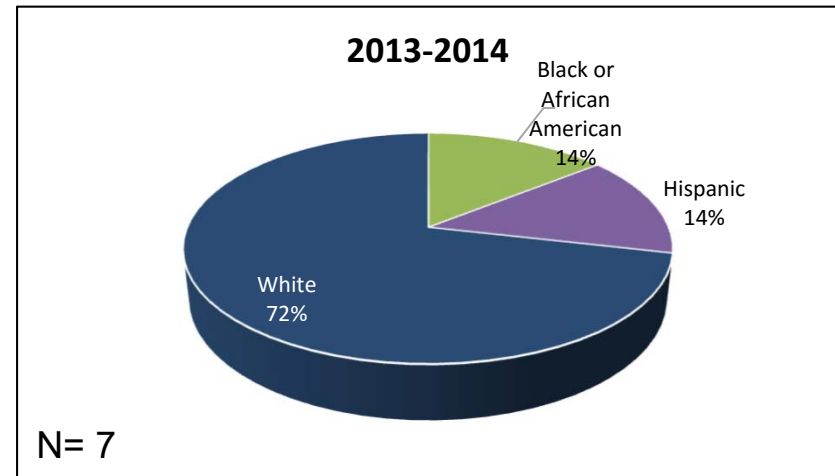
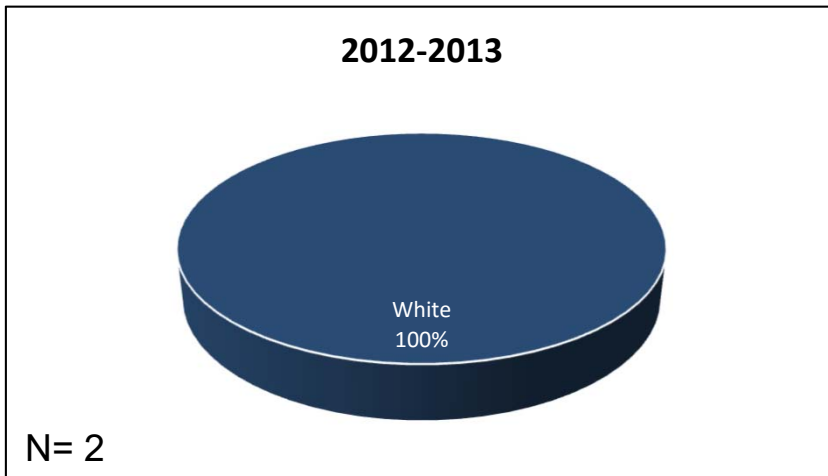


DSC Averages 2015-2016						
Amer Indian/ Alaska Native	Asian	Black or African Amer	Hispanic	Nat Hawaiian Pacif Islander	2 or More Races	White
0%	2%	14%	14%	0%	2%	66%

Excludes individuals whose race / ethnicity is not reported.

Source: IR Program Assessment Data

Race / Ethnicity by Program 0979 - Television Studio Production



DSC Averages 2015-2016						
Amer Indian/ Alaska Native	Asian	Black or African Amer	Hispanic	Nat Hawaiian Pacif Islander	2 or More Races	White
0%	2%	14%	14%	0%	2%	66%

Excludes individuals whose race / ethnicity is not reported.

Source: IR Program Assessment Data