

ASSESSMENT DAY

College of Health and Public Services

School of Health Careers

October 9, 2015

Academic Assessment



TYPE OF REVIEW	LEVEL	FOCUS	CONDUCTED BY	FREQUENCY
Academic Success Committee Review	Program	<ul style="list-style-type: none"> Quality of assessment practices 	PC - Academic Success Committee	Years 1 & 2
Instructional Program Review	Program / Cluster	<ul style="list-style-type: none"> Enrollment, retention, completion trends Industry certifications and job placement trends Program cost and staffing trends Advisory committees, curriculum changes 	PC - Instructional Program Review Committee	Year 3
Assessment Day	Course/ Program	<ul style="list-style-type: none"> Enrollment by department, program and course and by age, gender and race Number of graduates, average class size Course success rate by instructional method, by campus and by sub-session Job placement Student learning outcomes and institutional learning outcomes 	Program Chair, Faculty (data provided by Institutional Effectiveness and Institutional Research)	Years 1, 2, 3

Programs

[2044 - Early Childhood Education Associate Degree](#)

[2214 - Health Information Technology \(Limited Access Program\)](#)

[1024 - Massage Therapy \(Limited Access Program\)](#)

[1023 - Medical Assisting \(Limited Access Program\)](#)

[0912 - Medical Information Coder Biller \(Limited Access Program\)](#)

[0920 - Medical Record Transcribing](#)

[2215 - Occupational Therapy Assistant \(Limited Access Program\)](#)

[2216 - Physical Therapist Assistant \(Limited Access Program\)](#)

[2037 - Radiography \(Limited Access Program\)](#)

[2217 - Respiratory Care \(Limited Access Program\)](#)

[1092 - Surgical Technology \(Limited Access Program\)](#)

Courses (1 of 3)

[CHD1104](#) Introduction to Early Childhood Education I

[CHD1820](#) Introduction to Early Childhood Education II

[CHD2334](#) Language Arts for the Young Child

[CHD2440](#) Child Development Practicum

[CHD2930](#) Special Topics in Early Childhood

[EEC2527](#) Child Care Center Financial and Legal Issues

[HIM1000](#) Introduction to Health Information Management

[HIM1031L](#) Medical Record Transcription I Lab

[HIM1222](#) Beginning ICD-10-CM Coding

[HIM1273L](#) Billing and Reimbursement Methods Lab

[HIM2234](#) Advanced ICD-10-PCS Coding

[HIM2253L](#) Beginning CPT Coding Lab

[HIM2400](#) Health Records in Alternate Settings

[HIM2500](#) Quality Assurance and Compliance

[HIM2800](#) Coding Professional Practice Experience I

[HIM2920](#) Health Information Management Seminar

[HSC1000](#) Introduction to Health Care

[CHD1220](#) Child Growth and Development

[CHD2320](#) Curriculum Planning for Early Childhood

[CHD2335](#) Music and Motor Activities for the Young Child

[CHD2801](#) Child Development Management

[EEC2401](#) Home, School and Community

[EEX1600](#) Classroom Management (Early Childhood)

[HIM1000L](#) Introduction to Health Information Management Lab

[HIM1032](#) Medical Record Transcription II

[HIM1222L](#) Beginning ICD-10-CM Coding Lab

[HIM2012](#) Legal Aspects of Health Records

[HIM2234L](#) Advanced ICD-10-PCS Coding Lab

[HIM2283](#) Advanced CPT Coding

[HIM2430](#) Concepts of Diseases

[HIM2512](#) Health Information Systems Management

[HIM2810](#) Professional Practice Experience II

[HIM2930](#) Special Topics in Health Information Technology

[HSC1421](#) Health, Safety and Nutrition for the Young Child

[CHD1430](#) Observation, Recording and Assessment

[CHD2333](#) Creative Activities for the Young Child

[CHD2338](#) Math and Science for the Young Child

[CHD2905](#) Directed Study in Child Development

[EEC2523](#) Leadership and Management of Child Care Programs

[EEX2080](#) Teaching the Exceptional Learner

[HIM1031](#) Medical Record Transcription I

[HIM1032L](#) Medical Record Transcription II Lab

[HIM1273](#) Billing and Reimbursement Methods

[HIM2214](#) Health Information Management Statistics

[HIM2253](#) Beginning CPT Coding

[HIM2283L](#) Advanced CPT Coding Lab

[HIM2442](#) Pharmacology and Lab

[HIM2652](#) Electronic Health Record

[HIM2820](#) Professional Practice Experience III

[HSC0005](#) Healthcare Concepts for the Massage Therapist

[HSC1531](#) Medical Terminology

Courses (2 of 3)

[MEA0005](#) Introduction to Medical Assisting

[MEA0230](#) Medical Terminology for Medical Assisting

[MEA0231L](#) Anatomy and Physiology for Medical Assisting Lab

[MEA0256](#) Laboratory Procedures for Medical Assisting

[MEA0310L](#) Clerical Procedures for Medical Assisting Lab

[MEA0801](#) Externship for Medical Assisting

[MSS0157](#) Anatomy and Physiology Massage Therapist II

[MSS0283](#) Allied Modalities I

[MSS0601](#) Professional and Personal Development

[MSS0804](#) Massage Theory and Practicum II

[OTH1001](#) Introduction to Occupational Therapy

[OTH1014](#) Analysis of Human Movement

[OTH1114L](#) Occupational Therapy Skills and Techniques I Lab

[OTH2261](#) Occupational Therapy Skills and Techniques II

[OTH2264L](#) Occupational Therapy Skills and Techniques III Lab

[OTH2420](#) Occupational Therapy for Physical Dysfunction

[OTH2520L](#) Developmental Issues Lab

[OTH2933](#) O.T. Seminar for Clinical Practice

[MEA0204](#) Clinical Procedures for Medical Assisting

[MEA0230L](#) Medical Terminology for Medical Assisting Lab

[MEA0242](#) Pharmacology for Medical Assisting

[MEA0256L](#) Laboratory Procedures for Medical Assisting Lab

[MEA0334](#) Coding for Medical Assisting

[MEA0905](#)

[MSS0215](#) Statutes/Rules and Ethics

[MSS0284](#) Allied Modalities II

[MSS0803](#) Massage Theory and Clinical Practicum I

[MSS0804L](#) Massage Theory and Practicum II Lab

[OTH1003](#) Human Occupation Across the Lifespan

[OTH1014L](#) Analysis of Human Movement Lab

[OTH1800](#) Occupational Therapy Practicum I

[OTH2261L](#) Occupational Therapy Skills and Techniques II Lab

[OTH2300](#) Psychosocial Occupational Therapy

[OTH2420L](#) Occupational Therapy for Physical Dysfunction Lab

[OTH2840](#) O.T. Supervised Clinical Practice I

[PHT1006](#) Introduction to Physical Therapy

[MEA0204L](#) Clinical Procedures for Medical Assisting Lab

[MEA0231](#) Anatomy and Physiology for Medical Assisting

[MEA0242L](#) Pharmacology for Medical Assisting Lab

[MEA0310](#) Clerical Procedures for Medical Assisting

[MEA0334L](#) Coding for Medical Assisting Lab

[MSS0156](#) Anatomy and Physiology for Massage Therapist I

[MSS0274](#) Pathology Related to Massage Therapy

[MSS0315](#) Theory and Practice of Hydrotherapy

[MSS0803L](#) Massage Theory and Clinical Practicum I Lab

[MSS0905](#)

[OTH1006](#) Occupational Therapy Documentation

[OTH1114](#) Occupational Therapy Skills and Techniques I

[OTH1802](#) Occupational Therapy Practicum II

[OTH2264](#) Occupational Therapy Skills and Techniques III

[OTH2410](#) Conditions in Occupational Therapy

[OTH2520](#) Developmental Issues

[OTH2841](#) O.T. Supervised Clinical Practice II

[PHT1128](#) Kinesiology of PTA

Courses (3 of 3)

[PHT1251](#) Patient Care Skills

[PHT2129](#) Neuroscience for PTA

[PHT2211](#) Modalities I

[PHT2214L](#) Modalities II Lab

[PHT2221](#) Therapeutic Exercise II

[PHT2235L](#) Therapeutic Exercise III Lab

[PHT2820](#) PTA Clinical Practicum III

[RET1025L](#) Principles of Respiratory Care Lab

[RET1264](#) Advanced Equipment of Respiratory Care

[RET1265L](#) Mechanical Ventilation Lab

[RET1485](#) Cardiopulmonary Anatomy and Physiology

[RET2244](#) Life Support

[RET2714](#) Neonatal and Pediatric Respiratory Care

[RET2934](#) Respiratory Care Seminar

[RTE1418](#) Radiographic Exposures and Processing

[RTE1503L](#) Radiographic Procedures Lab I

[RTE1523](#) Radiographic Procedures III

[RTE1824](#) Radiographic Clinical Education III

[RTE2563](#) Selected Radiographic Special Procedures I

[RTE2623](#) Radiation Physics II

[RTE2844](#) Radiographic Clinical Education V

[STS0003](#) Introduction to Surgical Technology

[STS0121](#) Surgical Specialities II *

[STS0155L](#) Surgical Techniques and Procedures Lab

[STS0257L](#) Surgical Procedures Clinical III

[PHT1251L](#) Patient Care Skills Lab

[PHT2140](#) Rehabilitation Skills for PTA

[PHT2211L](#) Modalities I Lab

[PHT2220](#) Therapeutic Exercise I

[PHT2221L](#) Therapeutic Exercise II Lab

[PHT2804](#) PTA Clinical Practicum I

[PHT2931](#) PTA Seminar

[RET1026](#) Basic Equipment of Respiratory Care

[RET1264L](#) Advanced Equipment of Respiratory Care Lab

[RET1295](#) Chest Medicine

[RET1874](#) Clinical Respiratory Care I

[RET2350](#) Cardiopulmonary Pharmacology

[RET2876](#) Clinical Respiratory Care III

[RTE1000](#) Fundamentals of Radiologic Technology

[RTE1457](#)

[RTE1513](#)

[RTE1804](#)

[RTE2385](#)

[RTE2573](#)

[RTE2782](#)

[RTE2854](#) Radiographic Clinical Education VI

[STS0008](#) Pharmacology for Surgical Technology

[STS0122](#) Surgical Specialities III *

[STS0255L](#) Surgical Procedures Clinical I

[PHT1300](#) Pathology for PTA

[PHT2140L](#) Rehabilitation Skills Lab

[PHT2214](#) Modalities II

[PHT2220L](#) Therapeutic Exercise I Lab

[PHT2235](#) Therapeutic Exercise III

[PHT2810](#) PTA Clinical Practicum II

[RET1025](#) Principles of Respiratory Care

[RET1026L](#) Basic Equipment of Respiratory Care Lab

[RET1265](#) Mechanical Ventilation

[RET1450](#) Basic Physiologic Monitoring

[RET1875](#) Clinical Respiratory Care II

[RET2483](#)

[RET2877](#)

[RTE1001](#)

[RTE1503](#) Radiographic Procedures I

[RTE1513L](#)

[RTE1814](#) Radiographic Clinical Education II

[RTE2473](#)

[RTE2613](#) Radiation Physics I

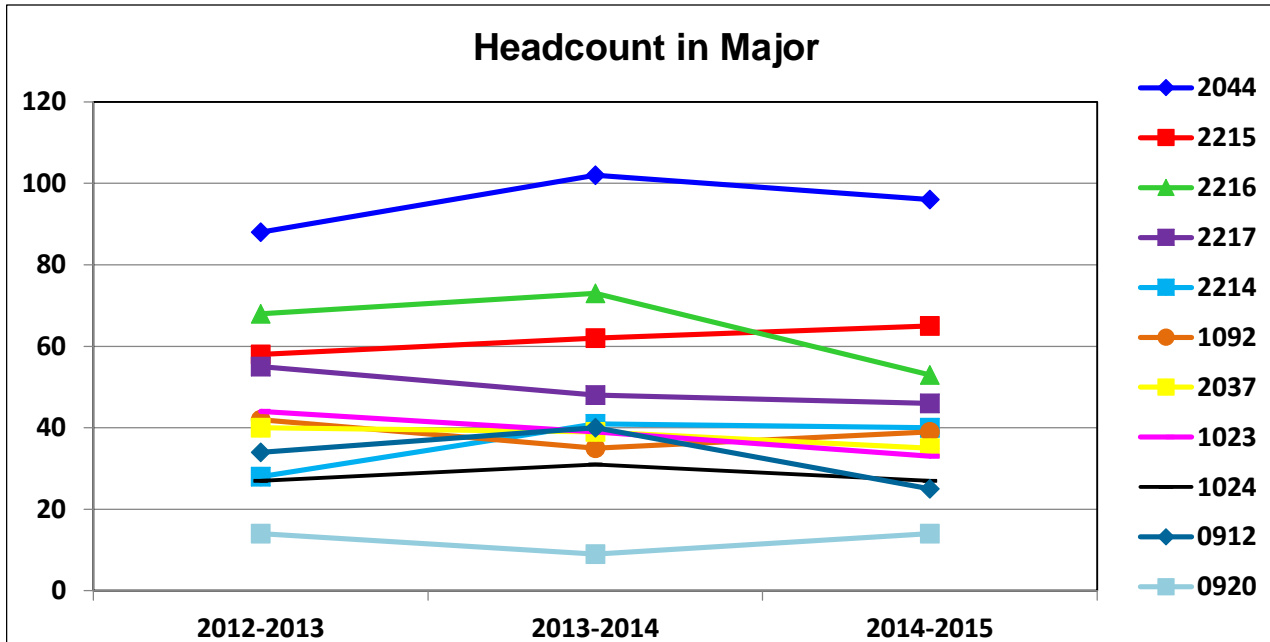
[RTE2834](#)

[RTE2930](#)

[STS0120](#) Surgical Specialities I *

[STS0155](#) Surgical Techniques and Procedures

[STS0256L](#) Surgical Procedures Clinical II



Major	2012-2013	2013-2014	2014-2015
2044 - EARLY CHILDHOOD ED.	88	102	96
2215 - OCCUP. THERAPY ASSIST.	58	62	65
2216 - PHYSICAL THERAPIST ASSIST.	68	73	53
2217 - RESPIRATORY CARE	55	48	46
2214 - HEALTH INFO. TECHNOLOGY	28	41	40
1092 - SURGICAL TECHNOLOGY	42	35	39
2037 - RADIOGRAPHY	40	39	35
1023 - MEDICAL ASSISTING	44	39	33
1024 - MASSAGE THERAPY	27	31	27
0912 - MEDICAL CODER/BILLER	34	40	25
0920 - MEDICAL RECORD TRANSCRIP	14	9	14
Total	489	514	467

Average Age

Program		2012-2013	2013-2014	2014-2015
0912	MEDICAL CODER/BILLER	40	38	43
0920	MEDICAL RECORD TRANSCRIP	35	38	30
1023	MEDICAL ASSISTING	33	35	29
1024	MASSAGE THERAPY	31	36	35
1092	SURGICAL TECHNOLOGY	29	30	30
2037	RADIOGRAPHY	27	27	28
2044	EARLY CHILDHOOD ED.	31	32	36
2214	HEALTH INFO. TECHNOLOGY	38	39	40
2215	OCCUP. THERAPY ASSISTANT	38	39	36
2216	PHYSICAL THERAPIST ASSISTANT	32	33	31
2217	RESPIRATORY CARE	33	32	31

Calculation excludes individuals whose birthdates are not reported.

	2012-2013	2013-2014	2014-2015
All Programs	34	34	34
Daytona State College	26.7	26.6	26.4

Gender

Program	2012-2013				2013-2014				2014-2015			
	Female		Male		Female		Male		Female		Male	
	#	%	#	%	#	%	#	%	#	%	#	%
0912 - MEDICAL CODER/BILLER	33	97%	1	3%	37	92%	3	8%	25	100%		
0920 - MEDICAL RECORD TRANSCRIP	11	79%	3	21%	8	89%	1	11%	14	100%		
1023 - MEDICAL ASSISTING	43	98%	1	2%	37	95%	2	5%	31	94%	2	6%
1024 - MASSAGE THERAPY	18	67%	9	33%	21	68%	10	32%	19	70%	8	30%
1092 - SURGICAL TECHNOLOGY	38	90%	4	10%	28	80%	7	20%	27	69%	12	31%
2037 - RADIOGRAPHY	27	68%	13	32%	25	64%	14	36%	22	63%	13	37%
2044 - EARLY CHILDHOOD ED.	86	98%	2	2%	99	97%	3	3%	95	99%	1	1%
2214 - HEALTH INFO. TECHNOLOGY	28	100%			40	98%	1	2%	39	97%	1	3%
2215 - OCCUP. THERAPY ASSIST.	45	78%	13	22%	52	84%	10	16%	57	88%	8	12%
2216 - PHYSICAL THERAPIST ASST.	38	56%	30	44%	40	55%	33	45%	35	66%	18	34%
2217 - RESPIRATORY CARE	36	65%	19	35%	32	67%	16	33%	36	78%	10	22%
Daytona State College		60%		40%		59%		41%		60%		40%

Blank cells or missing years indicate no enrollment.
Excludes individuals whose gender is not reported.

Major	2012-2013		2013-2014		2014-2015	
	Female	Male	Female	Male	Female	Male
Daytona State College	60%	40%	59%	41%	60%	40%

Race / Ethnicity by Program

Program		2012-2013		2013-2014		2014-2015		DSC
		#	%	#	%	#	%	
0912 - MEDICAL CODER/BILLER	American Indian / Alaska Native					1	4%	0.5%
	Asian	2	6%	4	10%	1	4%	2%
	Black or African American	4	12%	4	10%	1	4%	14%
	Hispanic	2	6%	3	8%	3	12%	13%
	White	25	74%	27	68%	19	76%	67%
0920 - MEDICAL RECORD TRANSCRIP	Black or African American	5	36%	3	33%	4	29%	14%
	Hispanic					1	7%	13%
	White	9	64%	6	67%	9	64%	67%
1023 - MEDICAL ASSISTING	American Indian / Alaska Native	1	2%	1	3%			0.5%
	Asian			1	3%	1	3%	2%
	Black or African American	5	11%	3	8%	4	12%	14%
	Hispanic	5	11%	2	5%	2	6%	13%
	White	33	75%	32	82%	25	76%	67%
1024 - MASSAGE THERAPY	Asian			1	3%	1	4%	2%
	Black or African American	5	19%	6	19%	6	22%	14%
	Hispanic	2	7%	4	13%	2	7%	13%
	Two or More Races	1	4%					2%
	White	18	67%	20	65%	16	59%	67%

Excludes individuals whose race / ethnicity is not reported.
Blank cells or missing years indicate no enrollment.

Source: IR Program Assessment Data

Race / Ethnicity by Program

Program		2012-2013		2013-2014		2014-2015		DSC
		#	%	#	%	#	%	
1092 - SURGICAL TECHNOLOGY	Black or African American	5	12%	3	9%	5	13%	14%
	Hispanic	4	10%	3	9%	6	15%	13%
	White	33	79%	29	83%	28	72%	67%
2037 - RADIOGRAPHY	American Indian / Alaska Native	1	3%					0.5%
	Black or African American	3	8%	2	5%	2	6%	14%
	Hispanic			1	3%	2	6%	13%
	Two or More Races			1	3%			2%
	White	36	90%	35	90%	31	89%	67%
2044 - EARLY CHILDHOOD ED.	American Indian / Alaska Native	1	1%	1	1%	1	1%	0.5%
	Asian	1	1%			1	1%	2%
	Black or African American	27	31%	30	29%	29	30%	14%
	Hispanic	7	8%	15	15%	11	11%	13%
	Two or More Races	1	1%	5	5%	3	3%	2%
	White	51	58%	51	50%	50	52%	67%
2214 - HEALTH INFO. TECHNOLOGY	Asian	1	4%	1	2%			2%
	Black or African American	5	18%	7	17%	6	15%	14%
	Hispanic	5	18%	4	10%	4	10%	13%
	White	17	61%	29	71%	29	73%	67%

Excludes individuals whose race / ethnicity is not reported.
Blank cells or missing years indicate no enrollment.

Source: IR Program Assessment Data

Race / Ethnicity by Program

Program		2012-2013		2013-2014		2014-2015		DSC
		#	%	#	%	#	%	
2215 - OCCUP. THERAPY ASSIST.	American Indian / Alaska Native	1	2%	1	2%			0.5%
	Asian	1	2%	1	2%			2%
	Black or African American	4	7%	4	6%	6	9%	14%
	Hispanic	7	12%	6	10%	7	11%	13%
	Native Hawaiian / Pacific Islander	1	2%	1	2%	1	2%	0.2%
	Two or More Races	2	3%	1	2%			2%
	White	40	69%	46	74%	49	75%	67%
2216 - PHYSICAL THERAPIST ASST.	Asian			1	1%	1	2%	2%
	Black or African American	6	9%	7	10%	3	6%	14%
	Hispanic	8	12%	9	12%	4	8%	13%
	Two or More Races			1	1%			2%
	White	54	79%	55	75%	43	81%	67%
2217 - RESPIRATORY CARE	American Indian / Alaska Native	2	4%	2	4%	2	4%	0.5%
	Asian	2	4%	2	4%	2	4%	2%
	Black or African American	8	15%	7	15%	9	20%	14%
	Hispanic	4	7%	4	8%	4	9%	13%
	White	37	67%	33	69%	27	59%	67%
All Programs	American Indian / Alaska Native	6	1%	5	1%	4	1%	0.5%
	Asian	7	1%	11	2%	7	1%	2%
	Black or African American	75	15%	75	15%	75	16%	14%
	Hispanic	44	9%	50	10%	46	10%	13%
	Native Hawaiian / Pacific Islander	1	0%	1	0%	1	0%	0.2%
	Two or More Races	4	1%	8	2%	3	1%	2%
	White	346	71%	360	70%	320	69%	67%

Excludes individuals whose race / ethnicity is not reported.
Blank cells or missing years indicate no enrollment.

Source: IR Program Assessment Data

Graduates in Major

Major	2012-2013	2013-2014	2014-2015
2215 - OCCUP. THERAPY ASSIST.	24	21	27
2216 - PHYSICAL THERAPIST ASSIST.	19	34	22
2217 - RESPIRATORY CARE	28	26	19
2037 - RADIOGRAPHY	10	9	17
1024 - MASSAGE THERAPY	15	21	16
0912 - MEDICAL CODER/BILLER	14	12	15
1023 - MEDICAL ASSISTING	17	22	14
2044 - EARLY CHILDHOOD ED.	9	4	11
2214 - HEALTH INFO. TECHNOLOGY	12	9	11
1092 - SURGICAL TECHNOLOGY	20	21	16
0920 - MEDICAL RECORD TRANSCRIP	2		
Total	170	179	160

Blank cells or missing years indicate no graduates.

Graduation Rates

Major	Cohort Year	# Students	Graduated within 150% Time	Graduation Rate	Graduated within 200% Time	Graduation Rate
0912- Medical Information Coder Biller	* 2012	15	8	53.3%	9	60.0%
	* 2013	16	6	37.5%	7	43.8%
	* 2014	17	6	35.3%	6	35.3%
0920- Medical Record Transcribing	2012	5	0	0.0%	0	0.0%
	2013	4	0	0.0%	0	0.0%
	2014	8	0	0.0%	0	0.0%
1023- Medical Assisting	2012	22	20	90.9%	20	90.9%
	2013	16	12	75.0%	12	75.0%
	2014	17	13	76.5%	13	76.5%
1024- Massage Therapy	2012	26	16	61.5%	18	69.2%
	2013	27	18	66.7%	19	70.4%
	2014	24	15	62.5%	15	62.5%
1092- Surgical Technology	2012	21	12	57.1%	12	57.1%
	2013	22	16	72.7%	18	81.8%
	2014	20	15	75.0%	15	75.0%
2037- Radiography	* 2010	14	10	71.4%	10	71.4%
	* 2011	11	7	63.6%	7	63.6%
	* 2012	10	8	80.0%	8	80.0%
2044- Early Childhood Education	2010	50	7	14.0%	8	16.0%
	2011	28	4	14.3%	5	17.9%
	2012	24	2	8.3%	2	8.3%
2214- Health Information Tech	* 2010	**				
	* 2011	**				
	* 2012	13	7	53.8%	7	53.8%
2215- Occupational Therapy Assistant	2010	**				
	2011	33	25	75.8%	25	75.8%
	2012	29	22	75.9%	22	75.9%
2216- Physical Therapy Assistant	* 2010	**				
	* 2011	**				
	* 2012	33	25	75.8%	25	75.8%
2217- Respiratory Care	2010	**				
	2011	28	24	85.7%	24	85.7%
	2012	27	25	92.6%	25	92.6%

Less than College average (150%- 44.8%, 200%- 49.23%)

Fall terms include prior Summer term enrollment in major.

Graduation within 200% time includes graduates within 150% time.

* 0912- Program starts in Spring.

* 2037- Program starts in Spring.

* 2214- Program starts in Spring.

* 2216- Program starts in Spring.

** 2214- Was 3509 AAS Degree prior to SP12

** 2215- Was 3518 AAS Degree prior to SU/FA11

** 2216- Was 3524 AAS Degree prior to SP12

** 2217- Was 3525 AAS Degree prior to SU/FA11

Source: IR Program Assessment Data

Retention Rates

Program and Year	Cohort Year	Registered	Exclusions	Adjusted Cohort	Retained by DSC		Retained by Program		Total Retained
					N	%	N	%	
0912- MEDICAL CODER/BILLER	2011	5	1	4	1	25.00%	2	50.00%	75.00%
	2012	14	9	5	3	71.43%	1	14.29%	85.71%
	2013	16	6	10	3	30.00%			30.00%
0920- MEDICAL RECORD TRANSCRIPTION	2011	15	5	10	3	30.00%	1	10.00%	40.00%
	2012	6		6	2	33.33%	2	33.33%	66.67%
	2013	6		6			5	83.33%	83.33%
1023- MEDICAL ASSISTING	2011	26	18	8	2	25.00%			25.00%
	2012	24	22	2					0.00%
	2013	17	14	3			1	33.33%	33.33%
1024- MASSAGE THERAPY	2011	18	16	2					0.00%
	2012	26	15	11	1	9.09%	2	18.18%	27.27%
	2013	29	19	10	1	10.00%			10.00%
1092- SURGICAL TECHNOLOGY	2011	27	19	8	1	12.50%	1	12.50%	25.00%
	2012	24	13	11	2	18.18%			18.18%
	2013	23	16	7	1	14.29%	2	28.57%	42.86%
2037- RADIOGRAPHY	2011	28	10	18	3	16.67%	10	55.56%	72.22%
	2012	20	9	11	1	9.09%	8	72.73%	81.82%
	2013	21	8	13	1	7.69%	9	69.23%	76.92%
2044- EARLY CHILDHOOD EDUCATION	2011	70	12	58	10	17.24%	25	43.10%	60.34%
	2012	62	10	52	2	3.85%	24	46.15%	50.00%
	2013	76	7	69	9	13.04%	33	47.83%	60.87%
2214- HEALTH INFORMATION TECHNOLOGY	2011	2		2	1	50.00%			50.00%
	2012	10	1	9	1	11.11%	7	77.78%	88.89%
	2013	25	9	16	3	18.75%	8	50.00%	68.75%
2215- OCCUPATIONAL THERAPY ASSISTANT	2011	32	1	31	2	6.45%	26	83.87%	90.32%
	2012	56	21	35	1	2.86%	25	71.43%	74.29%
	2013	57	20	37	2	5.41%	31	83.78%	89.19%
2216- PHYSICAL THERAPIST ASSISTANT	2011	8		8	2	25.00%	1	12.50%	37.50%
	2012	21	18	3					0.00%
	2013	38	34	4	1	25.00%			25.00%
2217- RESPIRATORY CARE	2011	28		28	1	3.57%	26	92.86%	96.43%
	2012	53	25	28			25	89.29%	89.29%
	2013	44	25	19			17	89.47%	89.47%

Less than College average (FT- 60.48%, PT- 52.08%)

Registered - Includes all students enrolled in the fall term of the specified year, with the specified program as their primary major.

Exclusions - Includes students who are deceased or graduated fall of the specified year or the following spring or summer.

Not retained - Students who were not registered the following fall term.

Retained by DSC - Students who were still registered at DSC the following fall but with a different primary major.

Retained by Program - Students who were registered the following fall with the same primary major.

Source: IR Program Assessment Data

Average Class Size by Course (1 of 4)

Major	Course	2012-2013		2013-2014		2014-2015	
		Sections	Avg. Size	Sections	Avg. Size	Sections	Avg. Size
1023- Medical Assisting	MEA0005	2	18	2	17	2	21
	MEA0204	1	23	1	15	1	15
	MEA0230	1	24	1	17	1	18
	MEA0231	1	24	1	17	1	17
	MEA0242	1	23	1	15	1	15
	MEA0256	1	23	1	15	1	15
	MEA0310	1	24	1	17	1	17
	MEA0334	1	24	1	17	1	17
	MEA0801	1	18	1	22	1	15
	Major	10	22	10	17	10	17
1024- Massage Therapy	HSC0005	1	27	1	27	1	25
	MSS0156	1	27	1	27	1	25
	MSS0157	1	22	1	22	1	21
	MSS0215	1	27	1	25	1	25
	MSS0274	1	22	1	22	1	21
	MSS0283	2	13	2	14	2	13
	MSS0284	2	11	2	11	2	10
	MSS0315	1	22	1	22	1	22
	MSS0601	1	22	1	22	1	21
	MSS0803	1	27	1	27	2	13
	MSS0804	1	22	1	21	2	11
Major	13	20	13	20	15	17	
1092- Surgical Technology	STS0003	1	20	1	22	1	20
	STS0008	1	16	1	20	1	17
	STS0120	1	16	1	20	1	17
	STS0121	1	14	1	18	1	18
	STS0122	1	20	1	13	1	17
	STS0155	1	21	1	22	1	20
	STS0255L	2	8	3	7	2	9
	STS0256L	2	7	2	9	2	9
	STS0257L	2	10	2	7	2	9
	Major	12	13	13	13	12	14

To prevent data from skewing, the following instructional methods are excluded: Labs associated with lectures, Private/Performance, Clinicals, Co-op, DIS, Field trips and Internships.

Average Class Size by Course (2 of 4)

Major	Course	2012-2013		2013-2014		2014-2015	
		Sections	Avg. Size	Sections	Avg. Size	Sections	Avg. Size
2037- Radiography	RTE1000	1	10	1	9	1	9
	RTE1001	1	10	1	9		
	RTE1418	1	10	1	9	1	9
	RTE1457	1	9	1	10	1	8
	RTE1503	1	10	1	9	1	9
	RTE1513	1	9	1	10	1	8
	RTE1523	1	8	1	10	1	8
	RTE1804	1	10	1	9	1	9
	RTE1814	1	9	1	10	1	8
	RTE1824	1	8	1	10	1	8
	RTE2385	1	9	1	8	1	9
	RTE2473	1	9	1	8	1	9
	RTE2563	1	8	1	9		
	RTE2573	1	9	1	8	1	9
	RTE2613	1	8	1	9	1	8
	RTE2623	1	9	1	8	1	9
	RTE2782	1	9	1	8	1	9
	RTE2834	1	8	1	9	1	8
	RTE2844	1	9	1	8	1	9
RTE2930	1	8	1	9	1	8	
Major		20	9	20	9	18	9
2044- Early Childhood Education	CHD1104	1	13	1	20	1	25
	CHD1220	2	8	1	10	1	16
	CHD1430	1	12	1	14	1	18
	CHD1820	1	9	1	18	1	19
	CHD2320	2	17	2	22	2	26
	CHD2333	1	16	1	19	1	23
	CHD2334	1	30	1	32	1	32
	CHD2335	1	12	1	26	1	27
	CHD2338	1	27	1	31	1	27
	CHD2801	3	13	3	20	3	25
	EEC2401	1	15	1	28	1	23
	EEC2523	3	4	3	7	3	11
	EEX1600			1	8	1	16
	EEX2080	1	10	2	12	1	19
	HSC1421	1	23	1	19	1	27
	Major		20	13	21	18	20

To prevent data from skewing, the following instructional methods are excluded: Labs associated with lectures, Private/Performance, Clinicals, Co-op, DIS, Field trips and Internships.

Source: IR Program Assessment Data

Average Class Size by Course (3 of 4)

Major	Course	2012-2013		2013-2014		2014-2015	
		Sections	Avg. Size	Sections	Avg. Size	Sections	Avg. Size
2214- Health Information Technology	HIM1000	1	25	1	28	1	24
	HIM1000L	1	25	1	28	1	24
	HIM1222	1	30	1	29	1	25
	HIM1273	1	15	1	21	1	20
	HIM2012	1	18	1	24	1	20
	HIM2214	1	11	1	14	1	13
	HIM2234	1	11	1	14	1	14
	HIM2253	1	17	1	26	1	20
	HIM2283	1	15	1	21	1	18
	HIM2400	1	9	1	14	1	13
	HIM2430	1	22	1	22	1	26
	HIM2442	1	21	1	23	1	26
	HIM2500	1	16	1	9	1	10
	HIM2512	1	16	1	9	1	10
	HIM2652	1	10	1	14	1	13
	HIM2800	2	8	2	10	2	9
	HIM2810	2	7	2	6	2	7
	HIM2820	3	5	3	4	3	4
	HIM2920	1	16	1	9	1	10
	HSC1531	18	29	17	28	16	28
Major		41	21	40	20	39	20
2215- Occupational Therapy Assistant	OTH1001	4	26	4	30	4	26
	OTH1003	1	28	1	28	1	28
	OTH1006	1	27	1	27	1	27
	OTH1014	1	29	1	29	1	28
	OTH1114	1	28	1	28	1	28
	OTH1800	1	27	1	27	1	27
	OTH1802	1	28	2	12	2	13
	OTH2261	1	29	1	27	1	28
	OTH2264	1	27	1	23	1	27
	OTH2300	1	27	1	27	1	27
	OTH2410	1	28	1	28	1	29
	OTH2420	1	28	1	23	1	26
	OTH2520	1	27	1	23	1	27
	OTH2840	1	28	1	21	1	26
	OTH2841	1	27	1	19	1	24
	OTH2933	1	28	1	21	1	26
	Major		19	27	20	25	20

To prevent data from skewing, the following instructional methods are excluded: Labs associated with lectures, Private/Performance, Clinicals, Co-op, DIS, Field trips and Internships.

Average Class Size by Course (4 of 4)

Major	Course	2012-2013		2013-2014		2014-2015		
		Sections	Avg. Size	Sections	Avg. Size	Sections	Avg. Size	
2216- Physical Therapy Assistant	PHT1006	4	37	4	32	5	32	
	PHT1128	1	36	1	28	1	29	
	PHT1251	1	36	1	28	1	28	
	PHT1300	1	19	1	34	1	21	
	PHT2129	1	25	1	32	1	22	
	PHT2140	1	19	1	34	1	21	
	PHT2211	1	25	1	31	1	22	
	PHT2214	1	19	1	34	1	21	
	PHT2220	1	36	1	28	1	29	
	PHT2221	1	25	1	33	1	22	
	PHT2235	1	19	1	34	1	21	
	PHT2804	1	19	1	34	1	21	
	PHT2810	1	19	1	34	1	21	
	PHT2820	1	19	1	34	1	21	
	PHT2931	1	19	1	34	1	21	
	Major		18	27	18	32	19	25
	2217- Respiratory Care	HSC1000	14	26	13	26	14	25
		RET1024	1	26	1	19	1	19
RET1026		1	26	1	19	1	19	
RET1264		1	26	1	19	1	17	
RET1265		1	26	1	19	1	19	
RET1293		1	26	1	19	1	16	
RET1414		1	29	1	24	1	18	
RET1485		1	26	1	19	1	19	
RET1534		1	29	1	24	1	18	
RET2280		1	29	1	24	1	18	
RET2350		1	26	1	20	1	20	
RET2483		1	26	1	19	1	19	
RET2714		1	29	1	24	1	18	
RET2934		1	31	1	25	1	17	
Major			27	26	26	24	27	22
Total		180	20	181	20	180	20	

Average Class Size by Instructional Method- Multiple Methods Only

Major	Course	IM	2012-2013		2013-2014		2014-2015	
			Sections	Avg. Size	Sections	Avg. Size	Sections	Avg. Size
1092 - Surgical Technology	STS0003	Lecture	1	20				
		Online			1	22	1	20
	STS0008	Lecture	1	16				
		Online			1	20	1	17
2044 – Early Childhood Education	CHD2801	Hybrid	2	7				
		Online	1	26	3	20	3	25
2214 - Health Information Technology	HSC1531	Hybrid	2	24	2	23	2	26
		Lecture	7	23	6	22	6	22
		Online	9	35	9	32	8	33
2215 - Occupational Therapy Assistant	OTH1001	Hybrid	3	25	4	30	4	26
		Lecture	1	28				
2217 - Respiratory Care	HSC1000	Lecture	8	21	7	23	7	21
		Online	6	32	6	31	7	29
DSC		Hybrid		22		22		22
		Lecture		23		23		22
		Online		27		28		29

Course Success Rates (1 of 4)

Major and Associated Courses		2012-2013		2013-2014		2014-2015	
		Attempted	% Successful	Attempted	% Successful	Attempted	% Successful
1023- Medical Assisting	MEA0005	36	83%	33	82%	42	74%
	MEA0204	23	96%	15	100%	15	100%
	MEA0230	24	96%	17	88%	18	94%
	MEA0231	24	96%	17	94%	17	94%
	MEA0242	23	96%	15	100%	15	100%
	MEA0256	23	100%	15	100%	15	100%
	MEA0310	24	100%	17	94%	17	94%
	MEA0334	24	96%	17	94%	17	94%
	MEA0801	18	94%	22	100%	15	100%
	Major	219	95%	168	93%	171	91%
1024- Massage Therapy	HSC0005	27	81%	27	89%	25	88%
	MSS0156	27	89%	27	89%	25	84%
	MSS0157	22	86%	22	95%	21	95%
	MSS0215	28	89%	25	96%	25	92%
	MSS0274	22	95%	22	95%	21	95%
	MSS0283	26	88%	27	85%	26	88%
	MSS0284	22	91%	22	95%	20	90%
	MSS0315	22	73%	24	92%	22	91%
	MSS0601	22	86%	23	87%	21	90%
	MSS0803	27	93%	27	89%	26	88%
	MSS0804	22	100%	21	95%	21	100%
Major	267	88%	267	91%	253	91%	
1092- Surgical Technology	STS0003	20	95%	22	100%	20	100%
	STS0008	16	88%	20	100%	17	100%
	STS0120	16	88%	20	100%	17	100%
	STS0121	14	93%	18	94%	18	100%
	STS0122	20	100%	13	100%	17	100%
	STS0155	21	90%	22	100%	20	100%
	STS0255L	16	88%	20	90%	18	100%
	STS0256L	14	93%	18	94%	18	100%
	STS0257L	20	100%	13	100%	17	100%
	Major	157	93%	166	98%	162	100%

■ Indicates more than 5% decrease from prior year.

Source: IR Program Assessment Data

Course Success Rates (2 of 4)

Major and Associated Courses		2012-2013		2013-2014		2014-2015	
		Attempted	% Successful	Attempted	% Successful	Attempted	% Successful
2037- Radiography	RTE1000	10	100%	9	100%	9	100%
	RTE1001	10	100%	9	100%		
	RTE1418	10	100%	9	100%	9	100%
	RTE1457	9	100%	10	100%	8	100%
	RTE1503	10	100%	9	100%	9	100%
	RTE1513	9	100%	10	100%	8	100%
	RTE1523	8	100%	10	100%	8	100%
	RTE1804	10	100%	9	100%	9	100%
	RTE1814	9	100%	10	100%	8	100%
	RTE1824	8	100%	10	100%	8	100%
	RTE2385	9	100%	8	100%	9	100%
	RTE2473	9	100%	8	100%	9	100%
	RTE2563	8	100%	9	100%		
	RTE2573	9	100%	8	100%	9	100%
	RTE2613	8	100%	9	100%	8	100%
	RTE2623	9	100%	8	100%	9	100%
	RTE2782	9	100%	8	100%	9	100%
	RTE2834	8	100%	9	100%	8	100%
	RTE2844	9	100%	8	100%	9	100%
	RTE2854	10	100%	9	100%	17	100%
RTE2930	8	100%	9	100%	8	100%	
Major	189	100%	188	100%	171	100%	
2044- Early Childhood Education	CHD1104	13	77%	20	85%	25	72%
	CHD1220	16	88%	11	82%	17	82%
	CHD1430	13	92%	15	87%	18	83%
	CHD1820	9	100%	18	100%	19	68%
	CHD2320	33	85%	43	88%	51	90%
	CHD2333	16	81%	19	79%	24	96%
	CHD2334	30	77%	33	85%	32	88%
	CHD2335	14	93%	26	92%	27	96%
	CHD2338	30	100%	32	81%	27	93%
	CHD2440	8	100%	6	83%	9	100%
	CHD2801	39	85%	61	89%	74	95%
	EEC2401	16	94%	31	74%	23	91%
	EEC2523	14	100%	23	83%	34	88%
	EEC2527	2	100%	6	100%		
	EEX1600	2	100%	11	82%	16	81%
	EEX2080	10	100%	24	92%	19	100%
	HSC1421	23	74%	20	95%	27	78%
Major	288	88%	399	86%	442	88%	

■ Indicates more than 5% decrease from prior year.

Source: IR Program Assessment Data

Course Success Rates (3 of 4)

Major and Associated Courses		2012-2013		2013-2014		2014-2015	
		Attempted	% Successful	Attempted	% Successful	Attempted	% Successful
2214- Health Information Technology	HIM1000	25	84%	28	93%	24	96%
	HIM1222	30	87%	29	76%	25	80%
	HIM1273	15	100%	21	100%	20	95%
	HIM2012	18	89%	24	88%	20	100%
	HIM2214	11	100%	14	79%	13	100%
	HIM2234	11	100%	14	79%	14	100%
	HIM2253	17	100%	26	92%	20	100%
	HIM2283	15	100%	21	100%	18	100%
	HIM2400	9	100%	14	79%	13	100%
	HIM2430	22	100%	22	95%	26	96%
	HIM2442	21	100%	23	96%	26	96%
	HIM2500	16	100%	9	100%	10	100%
	HIM2512	16	100%	9	100%	10	100%
	HIM2652	10	100%	14	86%	13	100%
	HIM2800	16	100%	20	100%	18	100%
	HIM2810	13	100%	11	100%	13	100%
	HIM2820	14	100%	11	91%	11	91%
	HIM2920	16	100%	9	100%	10	100%
HSC1531	523	73%	469	74%	448	69%	
Major	818	81%	788	81%	752	80%	
2215- Occupational Therapy Assistant	OTH1001	102	94%	119	87%	102	81%
	OTH1003	28	100%	28	100%	28	96%
	OTH1006	27	100%	27	100%	27	100%
	OTH1014	29	76%	29	90%	28	93%
	OTH1114	28	100%	28	100%	28	96%
	OTH1800	27	93%	27	100%	27	100%
	OTH1802	28	100%	23	96%	26	96%
	OTH2261	29	90%	27	96%	28	96%
	OTH2264	27	100%	23	91%	27	96%
	OTH2300	27	96%	27	100%	27	100%
	OTH2410	28	100%	28	96%	29	97%
	OTH2420	28	100%	23	96%	26	96%
	OTH2520	27	100%	23	96%	27	96%
	OTH2840	28	100%	21	100%	26	100%
	OTH2841	28	96%	21	100%	27	100%
OTH2933	28	100%	21	100%	26	100%	
Major	519	96%	495	95%	509	94%	

■ Indicates more than 5% decrease from prior year.

Source: IR Program Assessment Data

Course Success Rates (4 of 4)

Major and Associated Courses		2012-2013		2013-2014		2014-2015	
		Attempted	% Successful	Attempted	% Successful	Attempted	% Successful
2216- Physical Therapist Assistant	PHT1006	148	81%	127	85%	162	83%
	PHT1128	36	89%	28	82%	29	86%
	PHT1251	36	92%	28	86%	28	96%
	PHT1300	19	100%	34	100%	21	100%
	PHT2129	25	92%	32	97%	22	95%
	PHT2140	19	100%	34	100%	21	100%
	PHT2211	25	100%	31	100%	22	100%
	PHT2214	19	100%	34	100%	21	100%
	PHT2220	36	89%	28	82%	29	86%
	PHT2221	25	84%	33	97%	22	95%
	PHT2235	19	100%	34	100%	21	100%
	PHT2804	19	100%	34	100%	21	100%
	PHT2810	19	100%	34	100%	21	100%
	PHT2820	19	100%	34	100%	21	100%
	PHT2931	19	100%	34	100%	21	100%
Major		483	91%	579	94%	482	92%
2217- Respiratory Care	HSC1000	360	81%	344	76%	345	77%
	RET1024	26	100%	19	100%	19	95%
	RET1026	26	100%	19	100%	19	95%
	RET1264	26	96%	19	95%	17	94%
	RET1265	26	96%	19	89%	19	84%
	RET1293	26	96%	19	100%	16	94%
	RET1414	29	100%	24	100%	18	100%
	RET1485	26	100%	19	95%	19	89%
	RET1534	29	100%	24	100%	18	100%
	RET1832	26	92%	20	100%	16	94%
	RET1833	29	100%	24	100%	18	100%
	RET2280	29	100%	24	100%	18	94%
	RET2350	26	100%	20	95%	20	85%
	RET2483	26	100%	19	95%	19	89%
	RET2714	29	100%	24	100%	18	94%
	RET2876	31	100%	24	100%	18	94%
	RET2877	32	97%	25	100%	17	100%
RET2934	31	97%	25	100%	17	100%	
Major		833	91%	711	88%	651	85%
Total		3773	90%	3761	90%	3593	89%

■ Indicates more than 5% decrease from prior year.

Source: IR Program Assessment Data

Course Success Rates by Campus – Multiple Campus Only

Major, Associated Courses and Campus			2012-2013		2013-2014		2014-2015	
			Attempted	% Successful	Attempted	% Successful	Attempted	% Successful
2214- Health Info Tech	HSC1531	Daytona	167	68%	145	70%	140	61%
		Deland	39	90%	32	75%	43	86%
2217- Respiratory Care	HSC1000	Daytona	141	84%	119	82%	113	76%
		Deland	28	68%	39	92%	31	84%

Excludes fully online courses.

Indicates more than 5% difference between campuses.

Course Success Rates by Instructional Method – Multiple Methods Only

Major, Associated Courses and Instructional Method			2012-2013		2013-2014		2014-2015	
			Attempted	% Successful	Attempted	% Successful	Attempted	% Successful
1092 Surgical Technology	STS0003	Lecture	20	95%				
		Online			22	100%	20	100%
	STS0008	Lecture	16	88%				
		Online			20	100%	17	100%
2044 Early Childhood Education	CHD2801	Hybrid	13	92%				
		Online	26	81%	61	89%	74	95%
2214 Health Information Technology	HSC1531	Hybrid	48	63%	46	63%	52	65%
		Lecture	158	75%	131	73%	131	68%
		Online	317	73%	292	76%	265	70%
2215 Occupational Therapy Assistant	OTH1001	Hybrid	74	92%	119	87%	102	81%
		Lecture	28	100%				
2217 Respiratory Care	HSC1000	Lecture	169	81%	158	84%	144	78%
		Online	191	82%	186	70%	201	76%
DSC		Hybrid		82%		81%		83%
		Lecture		77%		77%		78%
		Online		76%		75%		76%

 Indicates more than 5% difference between instructional methods.

Source: IR Program Assessment Data

Course Success Rates by Multiple Session/Sub-session Only (1 of 2)

Major, Associated Courses and Sub-session				2012-2013		2013-2014		2014-2015	
				Attempted	% Successful	Attempted	% Successful	Attempted	% Successful
1023- Medical Assisting	MEA0005	SP	Full term	16	75%	18	83%	23	74%
		SU	Full term	20	90%	15	80%	19	74%
2037- Radiography	RTE2623	FA	Full term	9	100%	8	100%		
		SU	Full term					9	100%
	RTE2854	SP	Full term					9	100%
		SU	Full term	10	100%	9	100%	8	100%
2044- Early Childhood Education	CHD2320	SP	A term	21	81%	31	90%	32	91%
		SU	Full term	12	92%	12	83%	19	89%
	CHD2801	FA	B term	8	88%	16	88%	35	91%
		SP	B term	26	81%	25	92%	17	100%
		SU	Full term	5	100%	20	85%	22	95%
	EEC2523	FA	A term	3	100%	4	25%	13	92%
			B term				25%		92%
		Session Total	3	100%	4	25%	13	92%	
		SP	A term	6	100%	13	92%	10	80%
		SU	Full term	4	100%	6	100%	11	91%
	EEX2080	SP	Full term			19	95%	19	100%
		SU	Full term	10	100%	5	80%		
	HIM2800	FA	A term	8	100%	8	100%	9	100%
			B term	8	100%	12	100%	9	100%
			Session Total	16	100%	20	100%	18	100%
	HIM2810	FA	Full term	7	100%	4	100%	5	100%
		SP	Full term	6	100%	7	100%	8	100%
	HIM2820	FA	Full term	4	100%	5	100%	4	100%
		SP	Full term	4	100%	5	80%	5	80%
		SU	Full term	6	100%	1	100%	2	100%
HSC1531	FA	A term	31	81%	36	75%	34	79%	
		B term	66	64%	59	71%	36	58%	
		Full term	127	72%	114	71%	120	66%	
		Session Total	224	71%	209	72%	190	67%	
	SP	A term	40	68%	38	87%	28	86%	
		B term	39	79%	21	76%	38	63%	
		Full term	132	66%	115	67%	111	68%	
		Session Total	211	69%	174	72%	177	70%	
SU	Full term	88	88%	86	81%	81	70%		

■ Indicates more than 5% difference between sessions or sub-sessions.

Source: IR Program Assessment Data

Course Success Rates by Multiple Session/Sub-session Only (2 of 2)

Major, Associated Courses and Sub-session				2012-2013		2013-2014		2014-2015	
				Attempted	% Successful	Attempted	% Successful	Attempted	% Successful
2215- Occupational Therapy	OTH1001	FA	A term			29	83%	19	79%
			B term	10	90%	27	78%	30	83%
			Full term	28	100%				
			Session Total	38	97%	56	80%	49	82%
	SP	A term	35	97%	33	85%	31	90%	
		B term	29	86%	30	100%	22	68%	
		Session Total	64	92%	63	92%	53	81%	
	OTH2841	SP	B term	27	96%	19	100%		
			Full term					24	100%
			Session Total	27	96%	19	100%	25	100%
2216- Physical Therapy	PHT1006	FA	B term	25	68%	25	84%	25	84%
			Full term	31	71%	32	84%	35	71%
			Session Total	56	70%	57	84%	60	77%
	SP	Full term	41	88%	35	86%	35	83%	
	SU	Full term	51	88%	35	86%	67	90%	
2217- Respiratory Care	HSC1000	FA	B term	32	91%	31	71%	56	77%
			Full term	85	82%	105	74%	107	78%
			Session Total	117	85%	136	74%	163	77%
		SP	B term	41	78%	38	58%	30	70%
			Full term	106	76%	110	80%	81	72%
			Session Total	147	77%	148	74%	111	71%
	SU	Full term	96	84%	60	88%	71	83%	

Indicates more than 5% difference between sessions or sub-sessions.

Source: IR Program Assessment Data

Job Placement

Placement Rates								
Program Title	Major(s)	2010/11		2011/12		2012/13		Average Annual Salary
		DSC%	FCS%	DSC%	FCS%	DSC%	FCS%	
Early Childhood Education Associate Degree	2044	100%	90%	71%	91%	71%	89%	\$**,***
Health Information Technology (Limited Access Program)	2214	Program started in 2010/11				71%	80%	\$**,***
Massage Therapy (Limited Access Program)	1024	61%	63%	60%	62%	57%	56%	\$**,***
Medical Assisting (Limited Access Program)	1023	84%	85%	71%	84%	67%	84%	\$**,***
Medical Information Coder Biller (Limited Access Program)	0912	87%	78%	87%	75%	100%	74%	\$**,***
Medical Record Transcribing	0920	0%	60%	100%	63%	50%	65%	\$**,***

Notes:
 Graduates in cohort year are tracked in the following year and reported 1 year later.
 All continuing education outcomes are based on enrollment data for the fall semester and preliminary winter/spring semester.
 All employment outcomes are based on the October - December quarterly data each year.
 Individuals are only counted in one educational sector.
 Full quarter earnings displayed only when 10 or more graduates are employed full time/full quarter.

Source: IR Program Assessment Data

Job Placement

Placement Rates								
Program Title	Major(s)	2010/11		2011/12		2012/13		Average Annual Salary
		DSC%	FCS%	DSC%	FCS%	DSC%	FCS%	
Occupational Therapy Assistant (Limited Access Program)	2215	Previously AAS degree		67%	88%	95%	93%	\$**,***
Physical Therapist Assistant (Limited Access Program)	2216	Previously AAS degree		100%	93%	78%	81%	\$**,***
Radiography (Limited Access Program)	2037	100%	83%	100%	87%	100%	83%	\$44,148
Respiratory Care (Limited Access Program)	2217	Previously AAS degree		100%	86%	68%	87%	\$29,060
Surgical Technology (Limited Access Program)	1092	95%	87%	93%	82%	88%	84%	\$28,528

Notes:

Graduates in cohort year are tracked in the following year and reported 1 year later.

All continuing education outcomes are based on enrollment data for the fall semester and preliminary winter/spring semester.

All employment outcomes are based on the October - December quarterly data each year.

Individuals are only counted in one educational sector.

Full quarter earnings displayed only when 10 or more graduates are employed full time/full quarter.

Source: IR Program Assessment Data

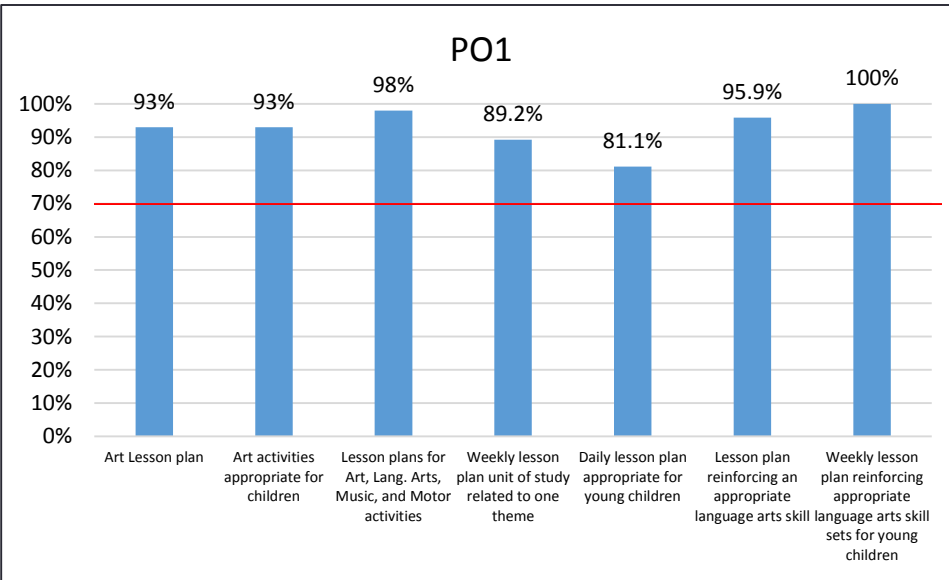
Early Childhood Education Associate Degree – 2044 Program Learning Outcomes

Graduates of the program will be able to:

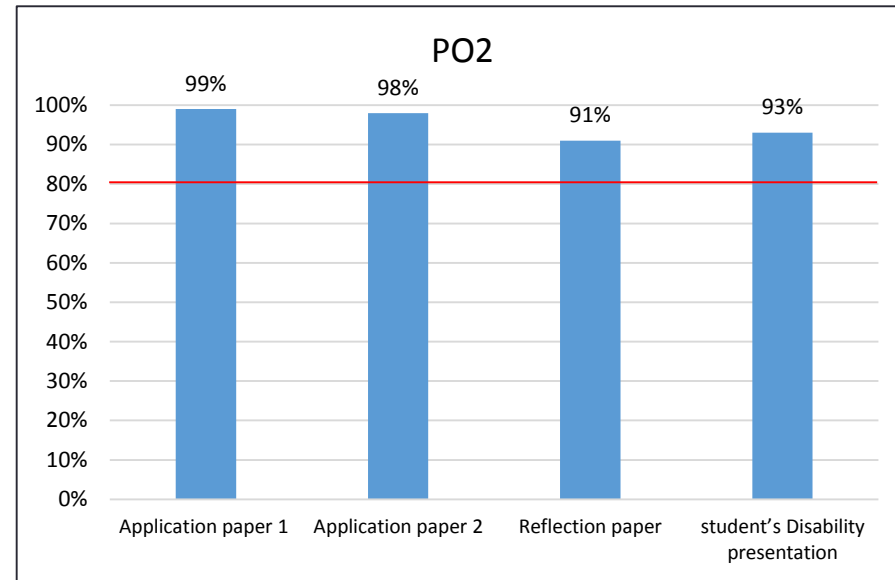
1. Successfully plan and implement lessons with targeted population of children, using developmentally appropriate curriculum techniques and materials.
2. Utilize appropriate guidance techniques when dealing with targeted population of children.
3. Design units of study, integrating all areas of the curriculum with a developmentally appropriate focus.
4. Demonstrate the responsibilities of an intern in relation to the overall program, to the child care center, to the center student, and to self.

Early Childhood Education Associate Degree – 2044

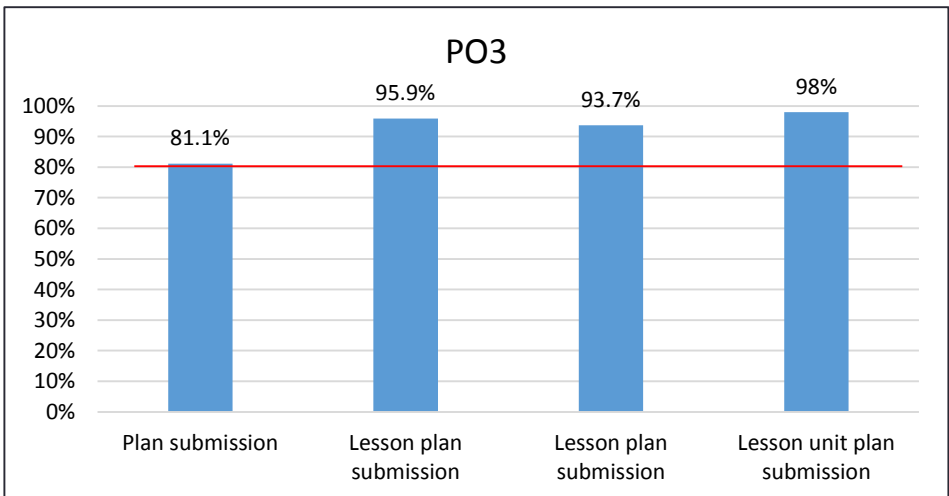
Assessment Results 2014-2015



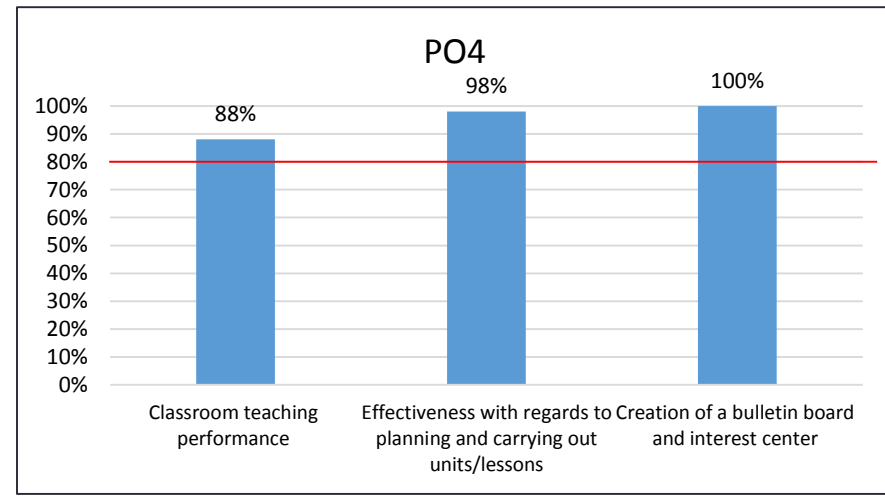
Successfully plan and implement lessons with targeted population of children, using developmentally appropriate curriculum techniques and materials



Utilize appropriate guidance techniques when dealing with targeted population of children



Design units of study, integrating all areas of the curriculum with a developmentally appropriate focus



Demonstrate the responsibilities of an intern in relation to the overall program, to the child care center, to the center student, and to self

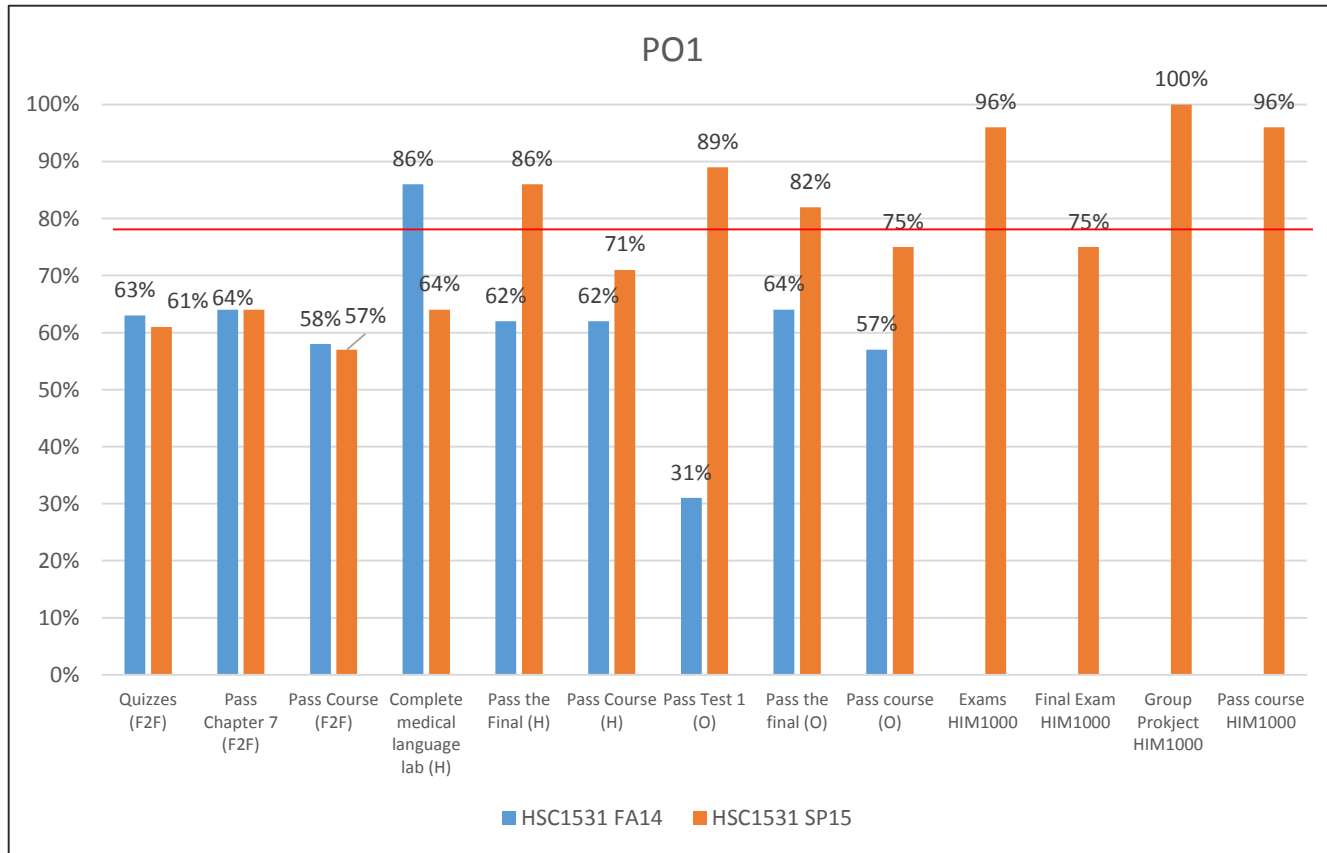
Health Information Technology (Limited Access Program) – 2214

Program Learning Outcomes

Graduates of the program will be able to:

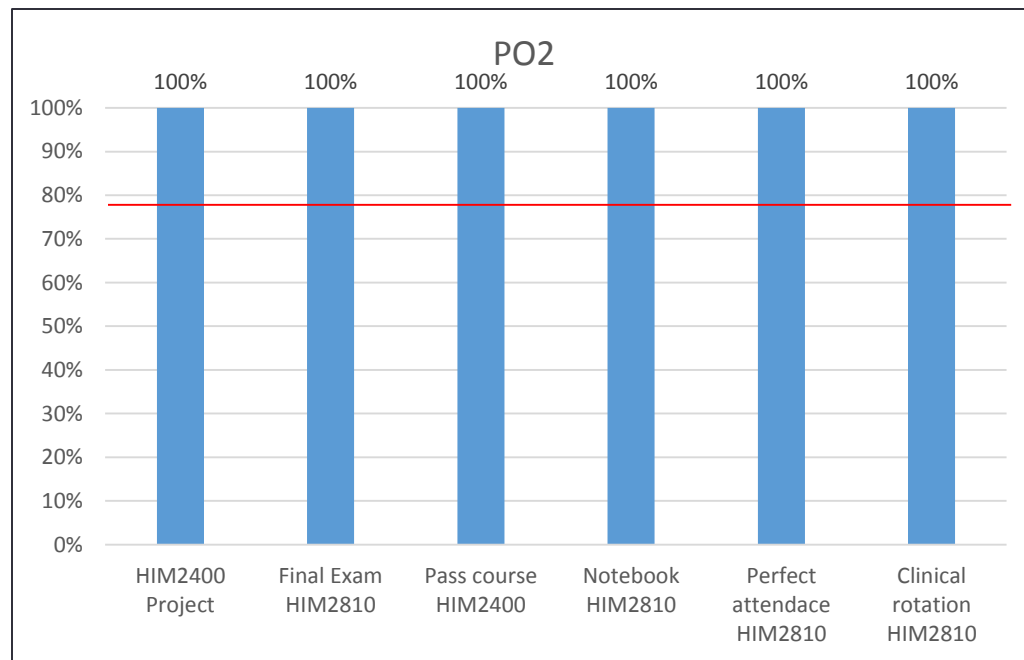
1. Function as a valuable member of a quality healthcare team.
2. Function as health information specialists in a variety of health care settings such as hospitals, clinics, nursing homes, physician offices, and tumor registries.

Health Information Technology (Limited Access Program) – 2214 Assessment Results 2014-2015



Function as a valuable member of a quality healthcare team.

Health Information Technology (Limited Access Program) – 2214 Assessment Results 2014-2015

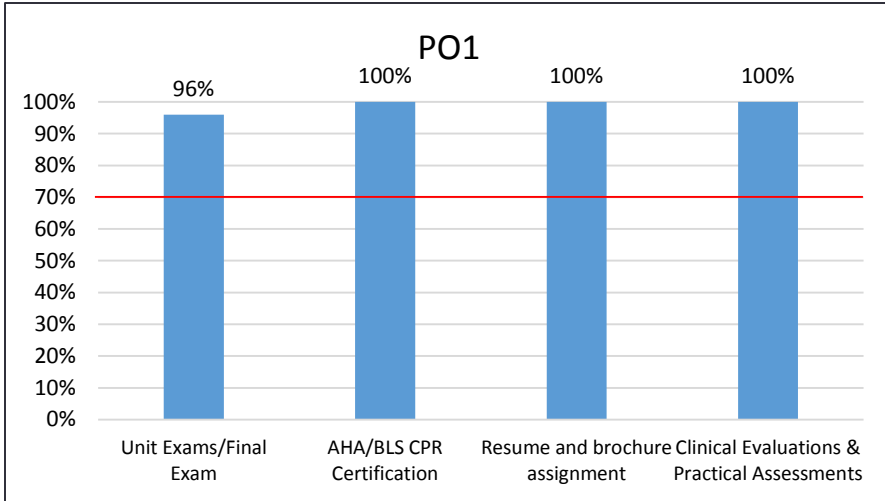


Function as health information specialists in a variety of health care settings such as hospitals, clinics, nursing homes, physician offices, and tumor registries.

Massage Therapy (Limited Access Program) – 1024 Program Learning Outcomes

1. Demonstrate knowledge of the healthcare delivery system and health occupations.
2. Exhibit an understanding of the principles theories of therapeutic massage and demonstrate the proper techniques of massage manipulations.
3. Explain the use of allied modality studies related to massage therapy.
4. Demonstrate an understanding of human anatomy and physiology as related to the practice of massage therapy.
5. Demonstrate knowledge of basic business practices and standards.
6. Demonstrate knowledge of the Florida Massage Practice Act and the rules of The Board of Massage Therapy (Chapter 480, F.S, Chapter 456 F.S., and Chapter 64B7).
7. Exhibit an understanding of the principle theories of hydrotherapy and the use of hydrotherapy modalities.
8. Demonstrate oral and written communication skills in creating, expressing, and interpreting information and ideas.

Massage Therapy (Limited Access Program) – 1024 Assessment Results 2014-2015



Demonstrate knowledge of the healthcare delivery system and health occupations

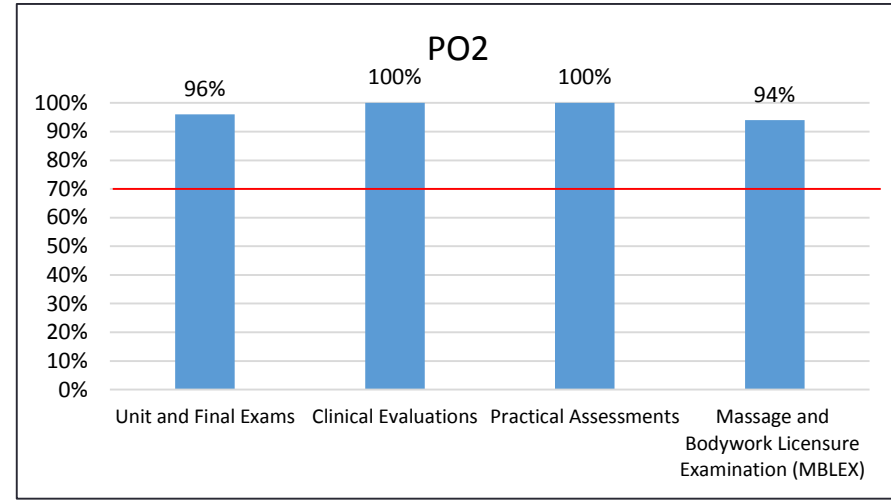
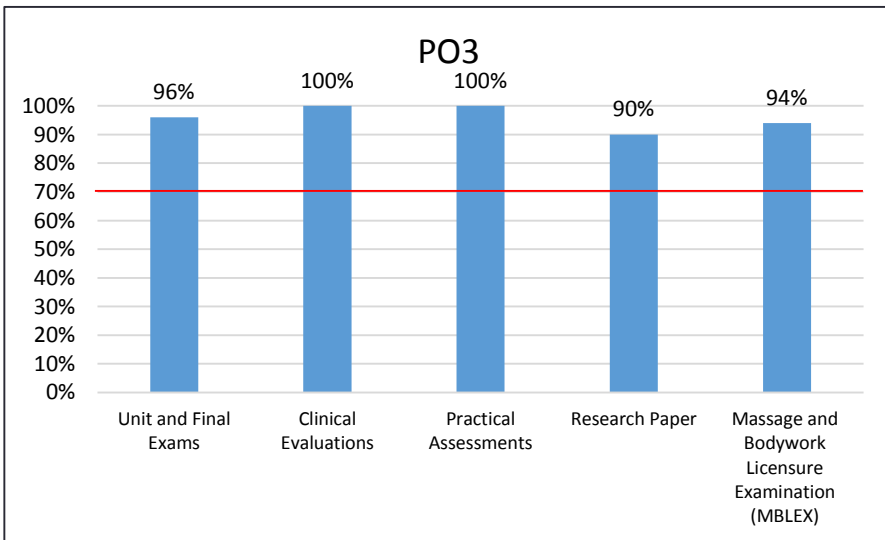
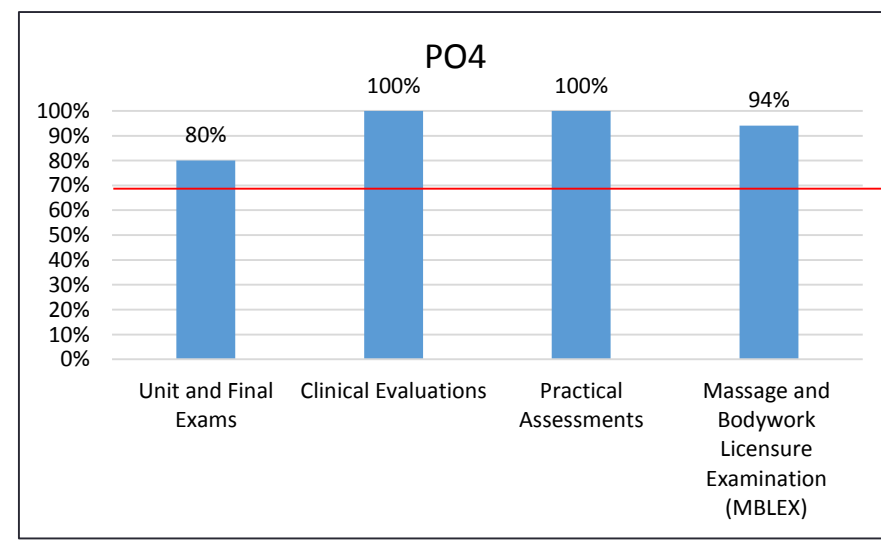


Exhibit an understanding of the principles theories of therapeutic massage and demonstrate the proper techniques of massage manipulations

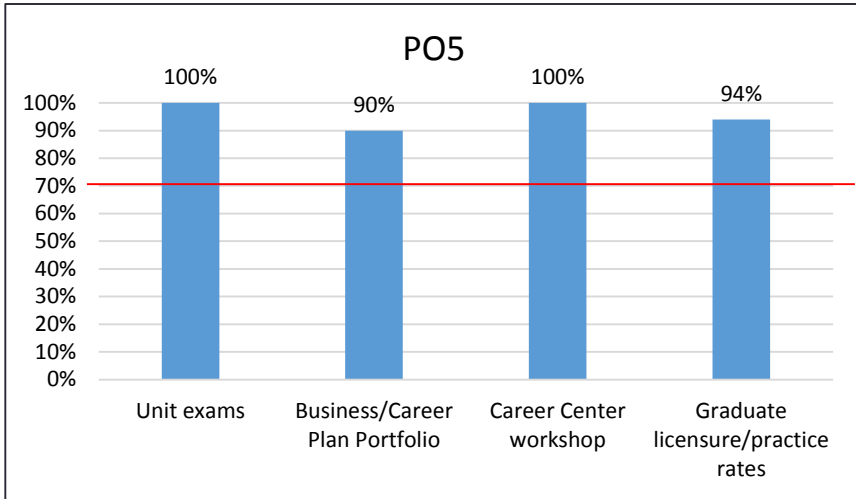


Explain the use of allied modality studies related to massage therapy

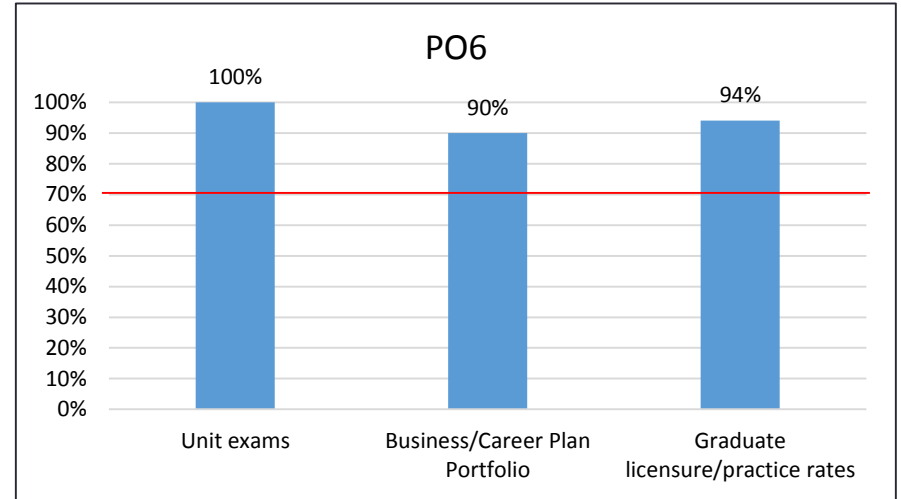


Demonstrate an understanding of human anatomy and physiology as related to the practice of massage therapy

Massage Therapy (Limited Access Program) – 1024 Assessment Results 2014-2015



Demonstrate knowledge of basic business practices and standards



Demonstrate knowledge of the Florida Massage Practice Act and the rules of The Board of Massage Therapy

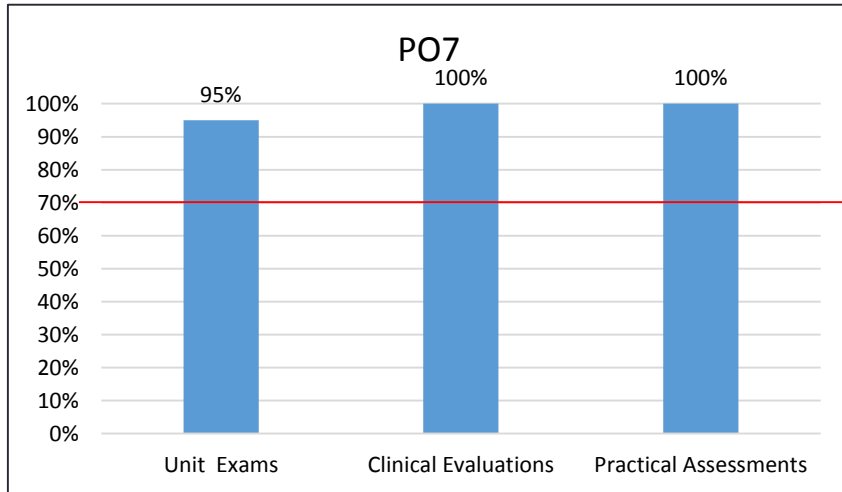
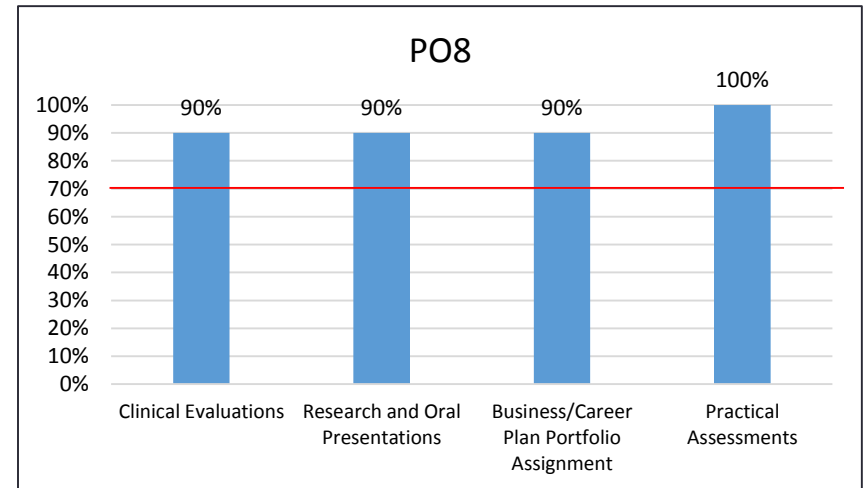


Exhibit an understanding of the principle theories of hydrotherapy and the use of hydrotherapy modalities



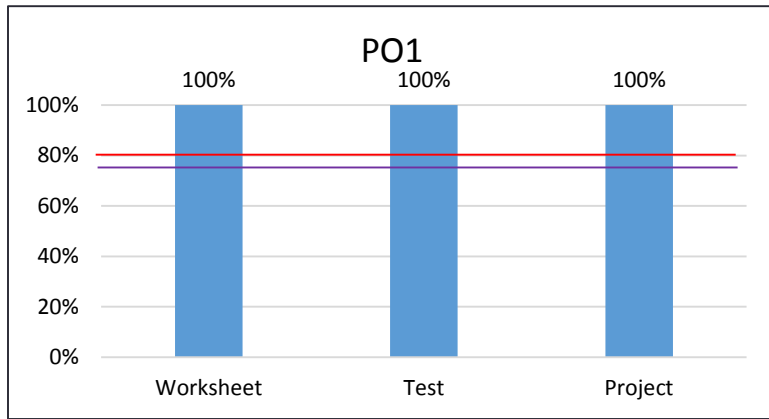
Demonstrate oral and written communication skills in creating, expressing, and interpreting information and ideas

Medical Assisting (Limited Access Program) – 1023

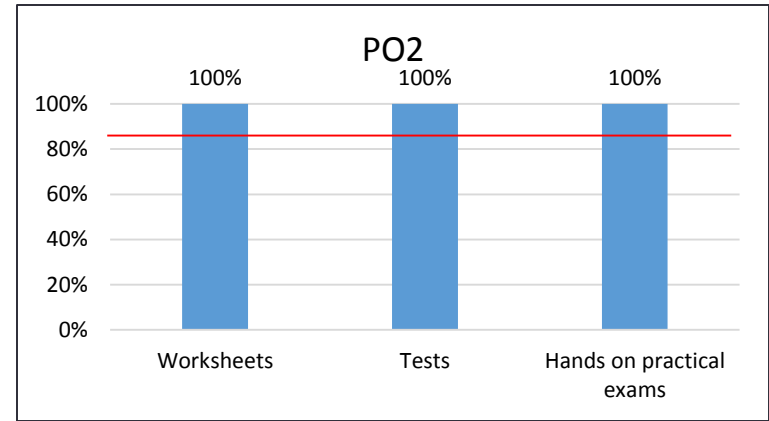
Program Learning Outcomes

1. Demonstrate knowledge of the fundamentals of the Medical Assisting profession.
2. Demonstrate knowledge of the basic principles of medical office procedures.
3. Develop a clear idea of his /her role and responsibilities to the patient, the physician and other members of the health care team.
4. Demonstrate a sound basis of the scientific principles of Anatomy/Physiology and Medical Terminology.
5. Demonstrate knowledge of Pharmacology and Billing/Coding
6. Demonstrate a basic knowledge of diet and nutrition, so that they may be able to provide patient education, as well as be self-educated in these areas as it relates to disease processes and good health.
7. Develop lifelong learning habits for personal and professional growth and development.

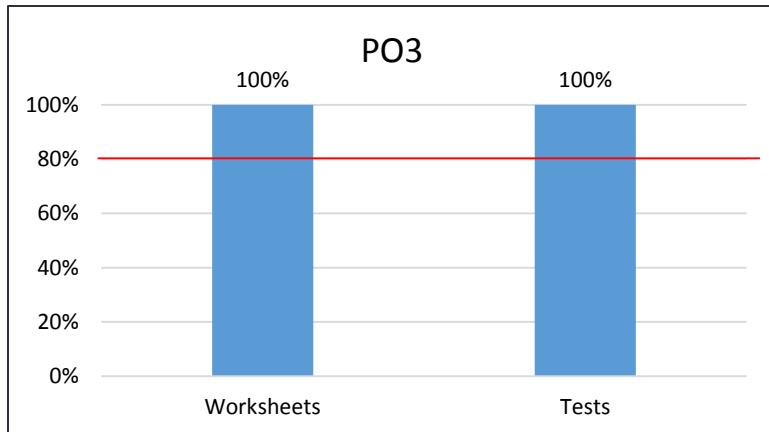
Medical Assisting (Limited Access Program) – 1023 Assessment Results 2014-2015



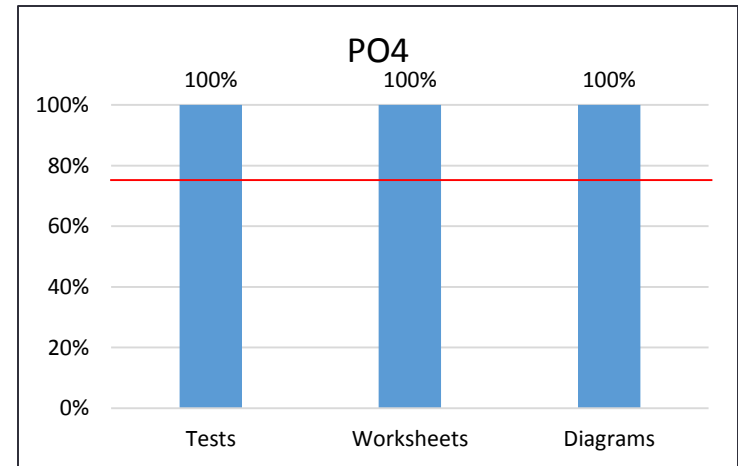
Demonstrate knowledge of the fundamentals of the Medical Assisting profession



Demonstrate knowledge of the basic principles of medical office procedures

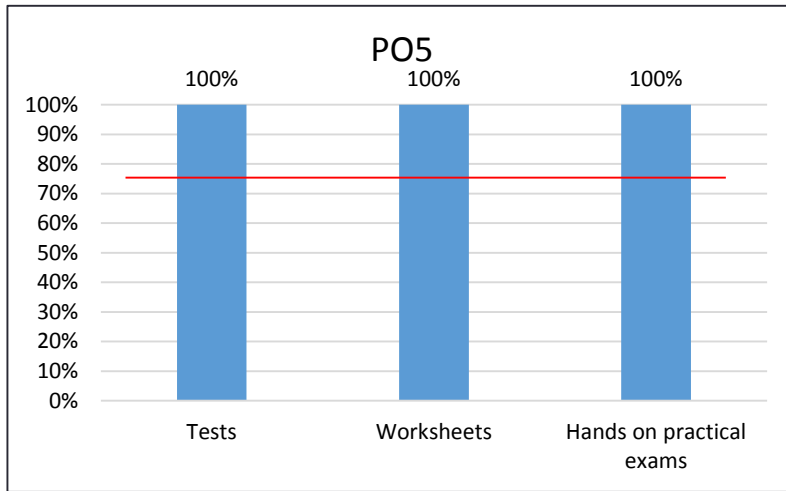


Develop a clear idea of his /her role and responsibilities to the patient, the physician and other members of the health care team

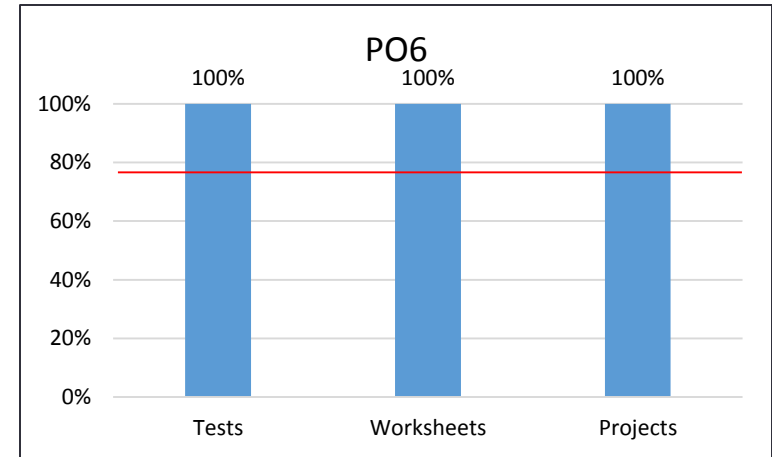


Demonstrate a sound basis of the scientific principles of Anatomy/Physiology and Medical Terminology.

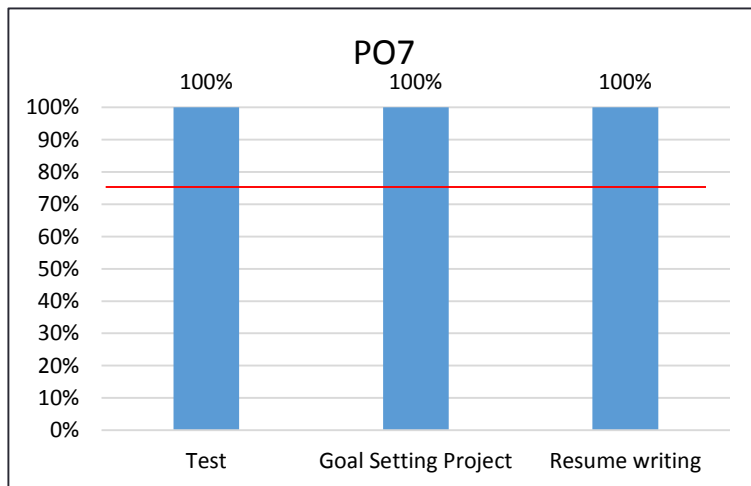
Medical Assisting (Limited Access Program) – 1023 Assessment Results 2014-2015



Demonstrate knowledge of Pharmacology and Billing/Coding



Demonstrate a basic knowledge of diet and nutrition, so that they may be able to provide patient education, as well as be self-educated in these areas as it relates to disease processes and good health.



Develop lifelong learning habits for personal and professional growth and development

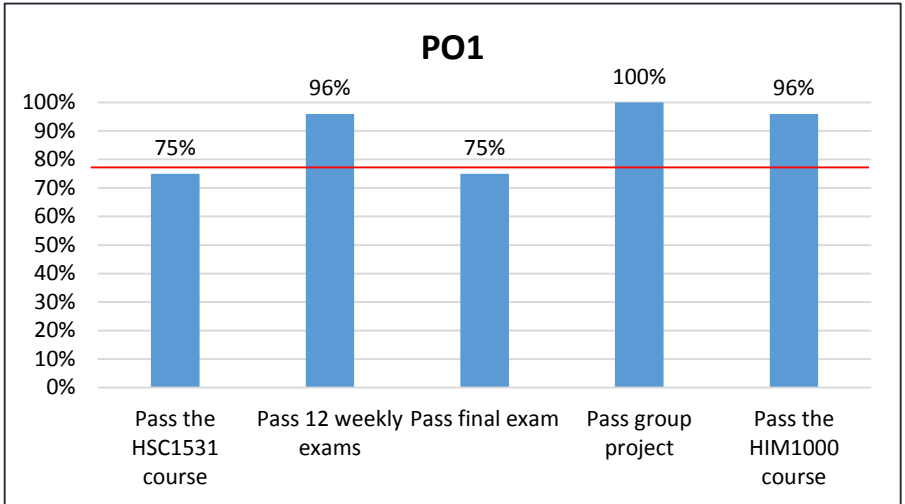
Medical Information Coder Biller (Limited Access Program) – 0912

Program Learning Outcomes

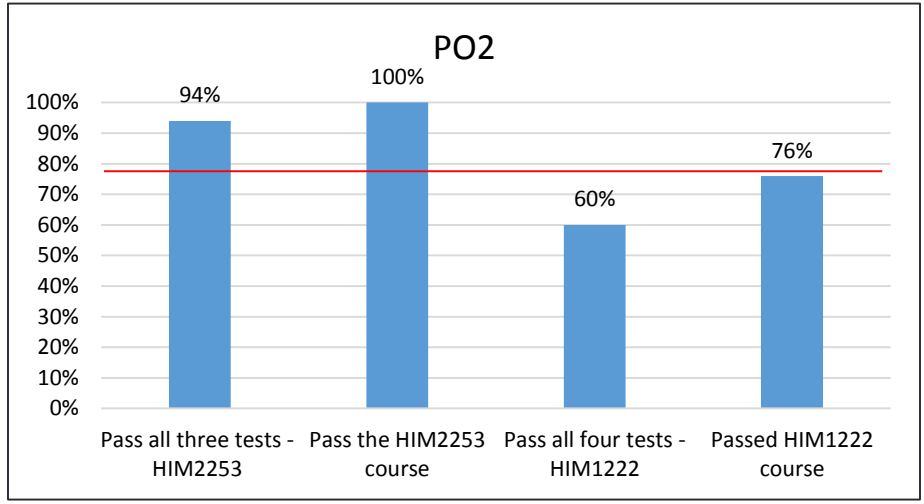
Graduates of the program will be able to:

1. Function as a valuable member of a quality healthcare team.
2. Accurately code and bill in an outpatient setting.

Medical Information Coder Biller (Limited Access Program) – 0912 Assessment Results 2014-2015



Function as a valuable member of a quality healthcare team



Accurately code and bill in an outpatient setting.

Medical Record Transcribing – 0920

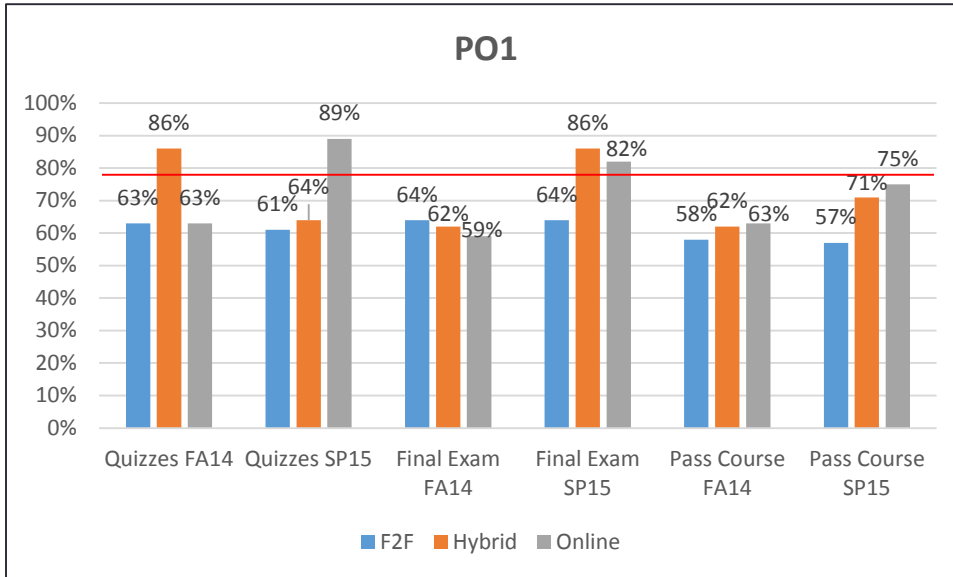
Program Learning Outcomes

Graduates of the program will be able to:

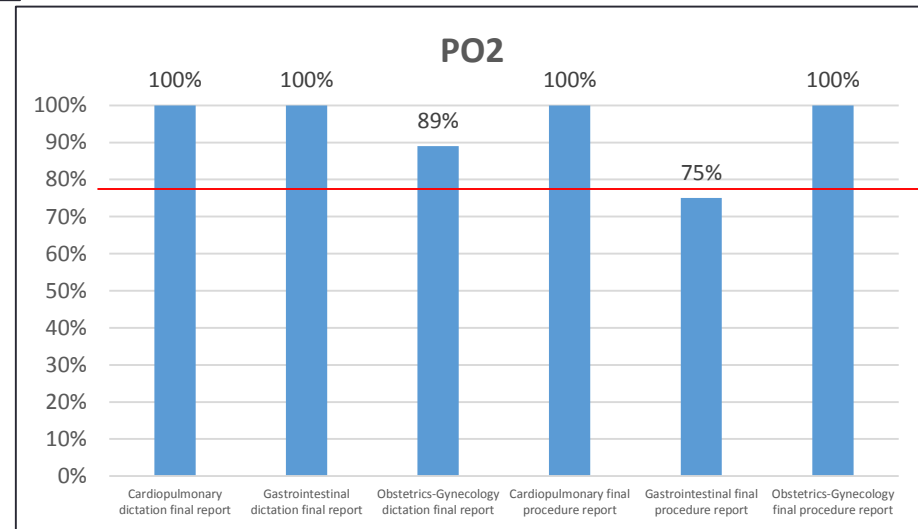
1. Function as a valuable member of a quality healthcare team.
2. Transcribe medical reports for hospitals and other healthcare entities.

Medical Record Transcribing – 0920

Assessment Results 2014-2015



Function as a valuable member of a quality healthcare team.



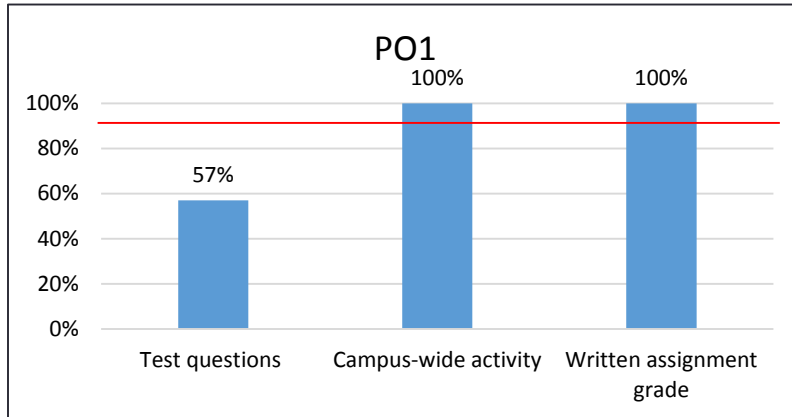
Transcribe medical reports for hospitals and other healthcare entities.

Occupational Therapy Assistant (Limited Access Program) – 2215

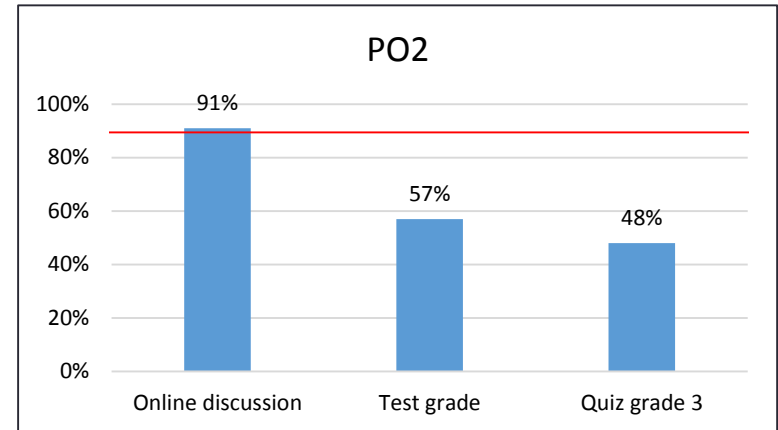
Program Learning Outcomes

1. Value the ethics, values, and beliefs of the profession.
2. Differentiate the roles of the occupational therapist (OT) and occupational therapy assistant (OTA) in practice.
3. Reflect on and develop behaviors consistent with professional conduct and continuing development.
4. Use skills in various occupational therapy applications/situations based on concepts learned about communication, clinical reasoning, human body structures and functions, development, pathology, and behavior, and socio-cultural conditions and health.
5. Emphasize and analyze how occupation is inherent to human health and participation in life, and is a foundation for service delivery.
6. Apply the concepts of the Occupational Therapy Practice Framework to a variety of delivery models and systems where occupational therapy is both currently practiced and emerging.
7. Distinguish and apply occupational therapy theories, intervention rationales and approaches, and expected outcomes in client care.
8. Practice the processes of screening, evaluation, goal-setting and review, discharge planning, and referral under the supervision of a registered occupational therapist; design and implement an intervention plan; compose service documentation.
9. Deliver services in various practice settings.
10. Select and customize practices based on best available evidence and community-identified needs.
11. Identify and demonstrate selected tasks for managing a practice.
12. Apply a client-centered approach to service delivery.
13. Establish an environment that assures personal and psychological safety and dignity of clients.
14. Practice in compliance with laws, rules, and policies that pertain to clients' services.
15. Participate in service opportunities based on community needs.

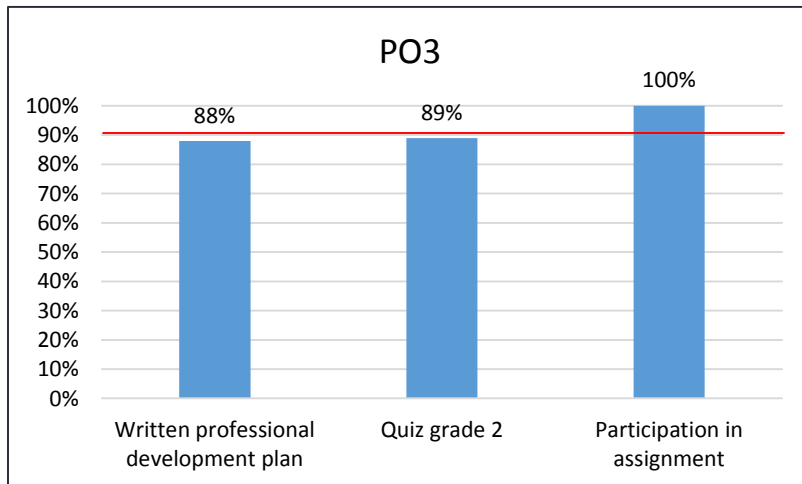
Occupational Therapy Assistant (Limited Access Program) – 2215 Assessment Results 2014-2015



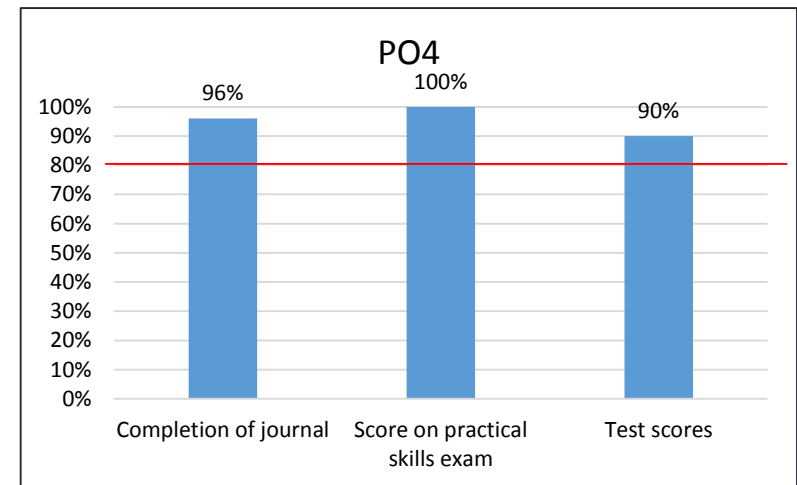
Value the ethics, values, and beliefs of the profession



Differentiate the roles of the occupational therapist (OT) and occupational therapy assistant (OTA) in practice

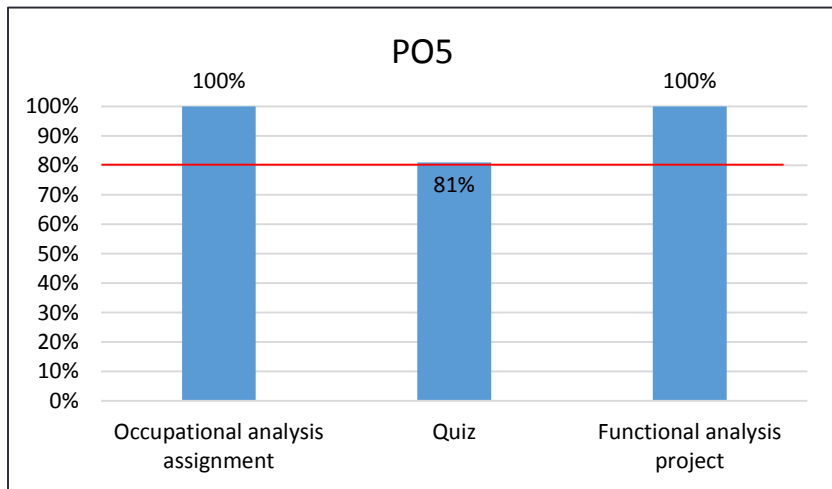


Reflect on and develop behaviors consistent with professional conduct and continuing development.

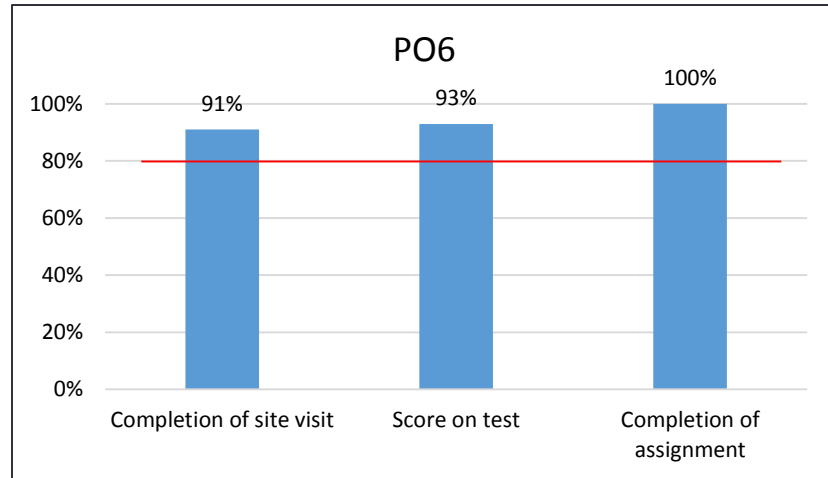


Use skills in various occupational therapy applications/situations based on concepts learned about communication, clinical reasoning, human body structures and functions, development, pathology, and behavior, and socio-cultural conditions and health.

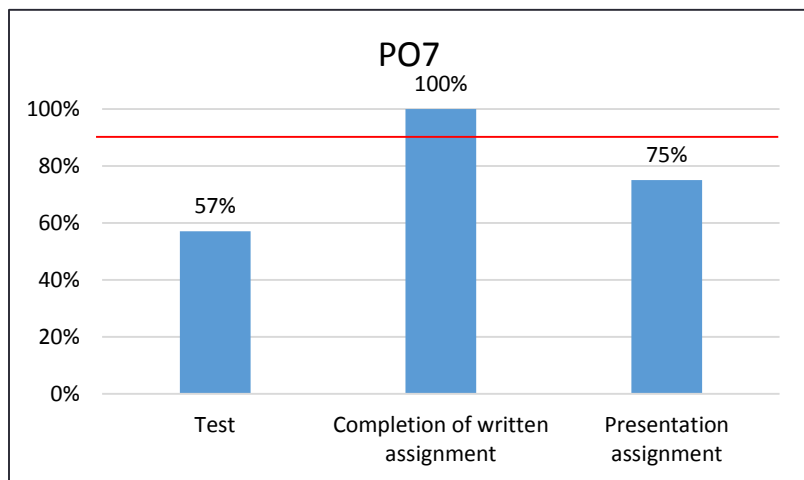
Occupational Therapy Assistant (Limited Access Program) – 2215 Assessment Results 2014-2015



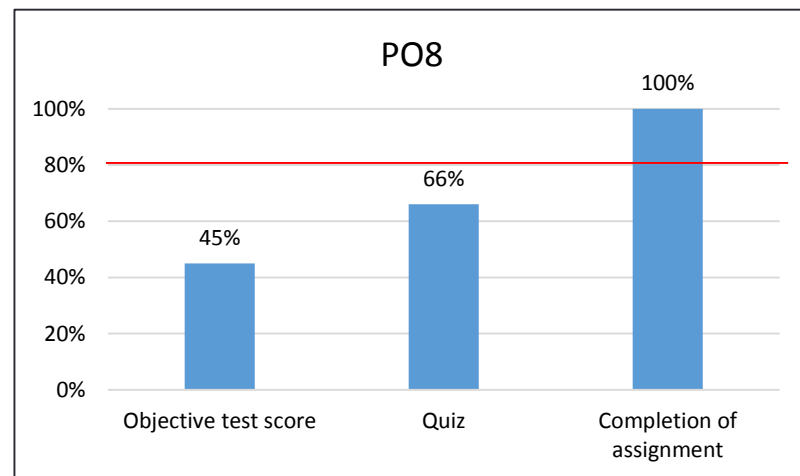
Emphasize and analyze how occupation is inherent to human health and participation in life, and is a foundation for service delivery



Apply the concepts of the Occupational Therapy Practice Framework to a variety of delivery models and systems where occupational therapy is both currently practiced and emerging

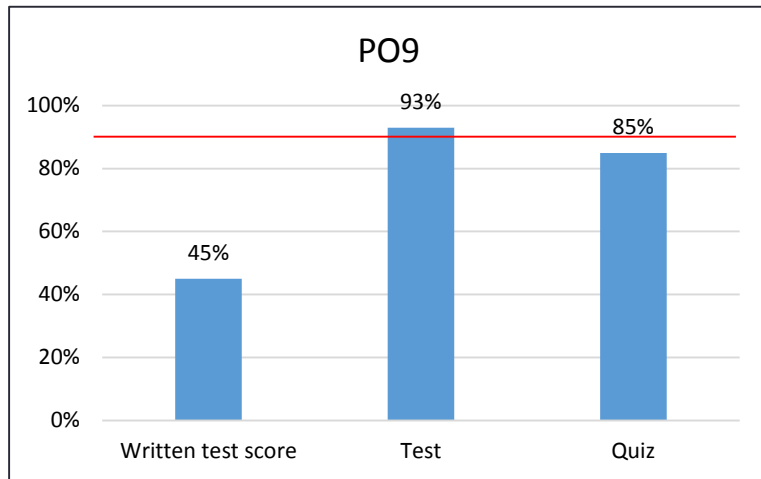


Distinguish and apply occupational therapy theories, intervention rationales and approaches, and expected outcomes in client care

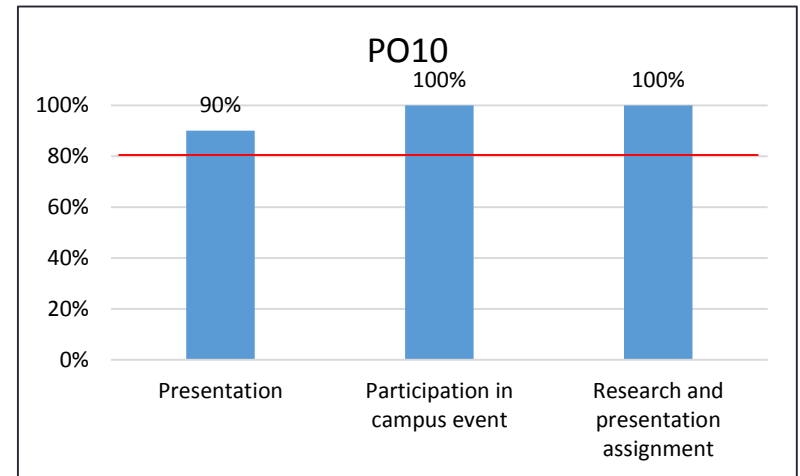


Practice the processes of screening, evaluation, goal-setting and review, discharge planning, and referral under the supervision of a registered occupational therapist; design and implement an intervention plan; compose service documentation.

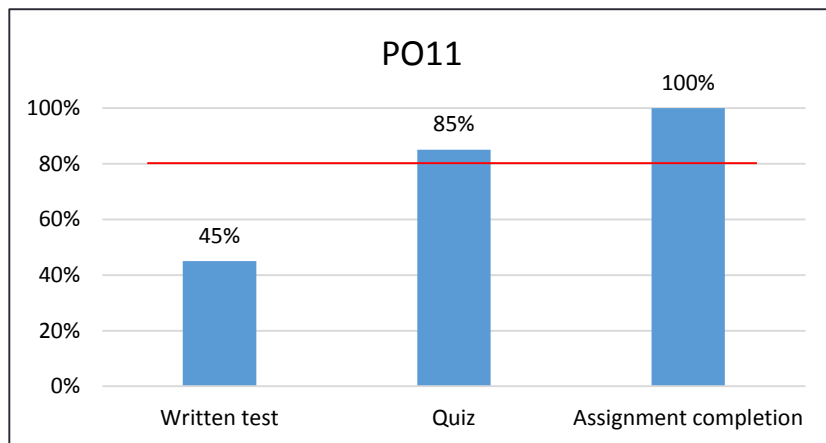
Occupational Therapy Assistant (Limited Access Program) – 2215 Assessment Results 2014-2015




Deliver services in various practice settings



Select and customize practices based on best available evidence and community-identified needs

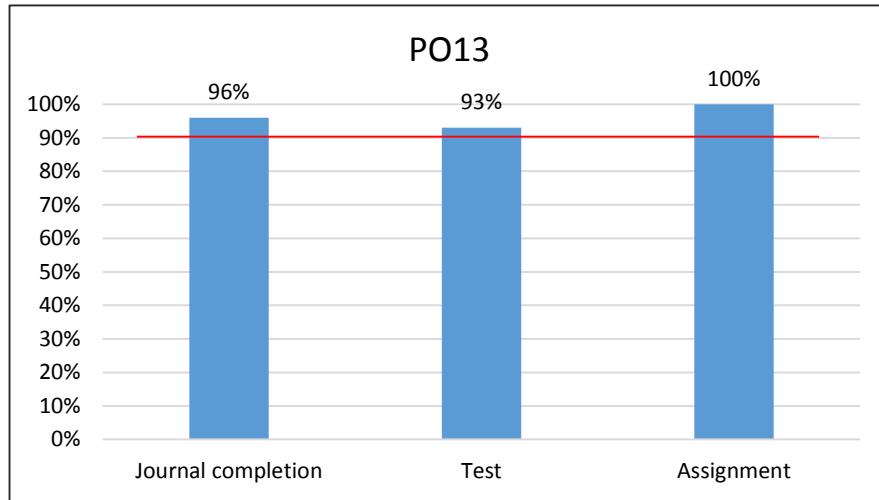


Identify and demonstrate selected tasks for managing a practice

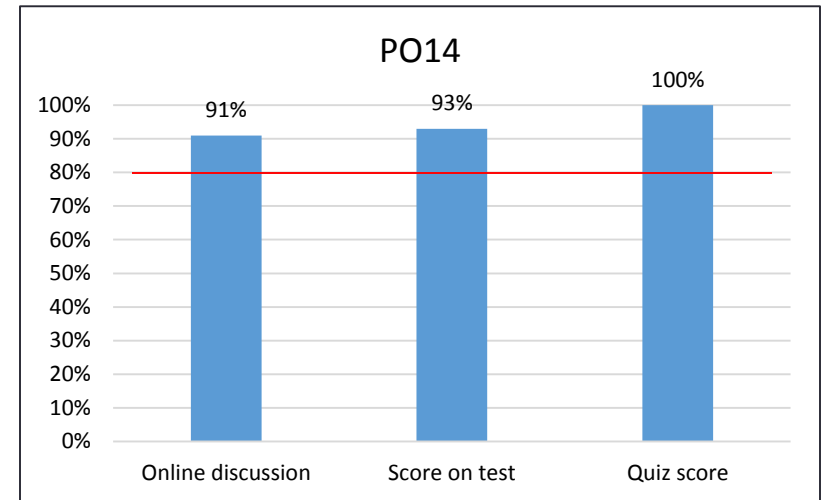


Apply a client-centered approach to service delivery

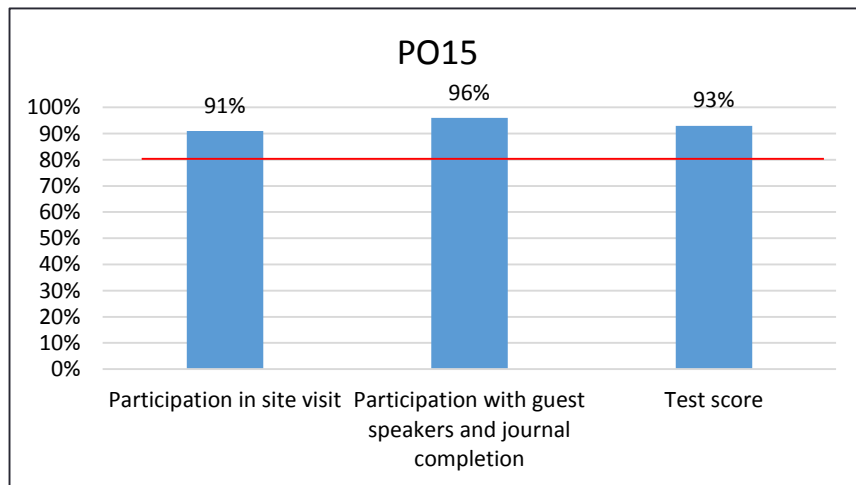
Occupational Therapy Assistant (Limited Access Program) – 2215 Assessment Results 2014-2015



Establish an environment that assures personal and psychological safety and dignity of clients.



Practice in compliance with laws, rules, and policies that pertain to clients' services.



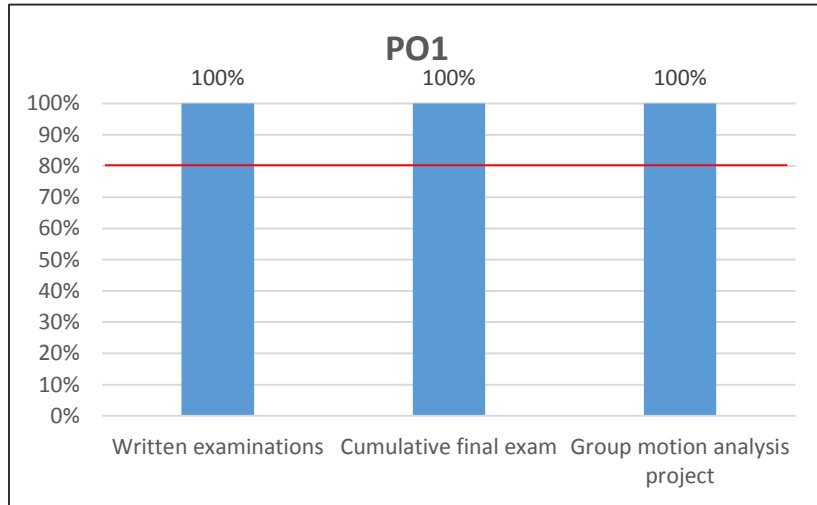
Participate in service opportunities based on community needs

Physical Therapist Assistant (Limited Access Program)- 2216

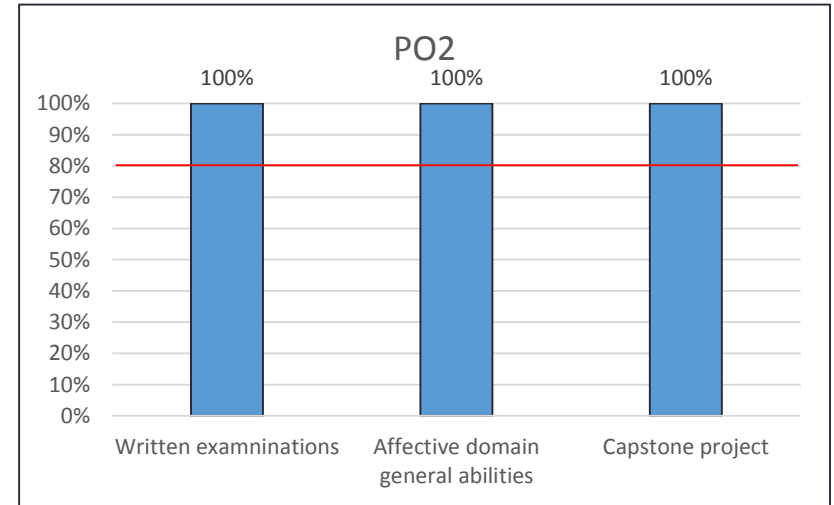
Program Learning Outcomes

1. Integrate scientific principles which form the foundation of physical therapy into clinical practice.
2. Differentiate the normal vs. abnormal states of physiology that are observed and/or treated in the clinical setting.
3. Describe his/her role and responsibilities to the patient, the physician, the physical therapist and other members of the health care team.
4. Perform interventions, under the supervision of the physical therapist, consistent with evidenced-based physical therapy practice safely, effectively and efficiently.
5. Analyze and evaluate the physical therapy literature in pursuit of lifelong learning.
6. Value active participation in the American Physical Therapy Association, the Florida Chapter and East Central District as means of professional development.

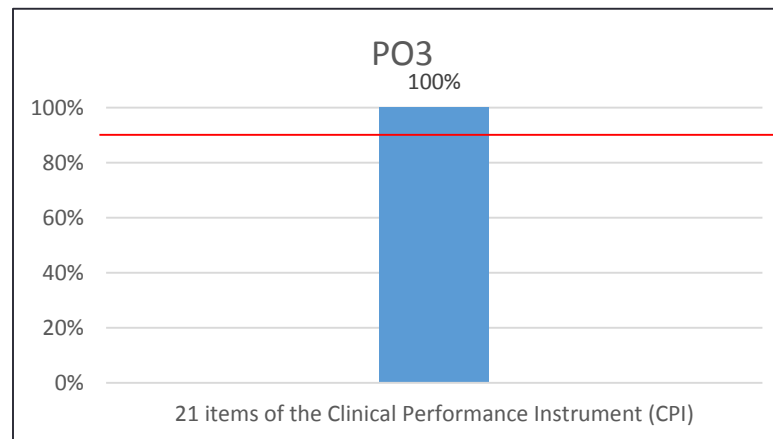
Physical Therapist Assistant (Limited Access Program) - 2216 Assessment Results 2014-2015



Integrate scientific principles which form the foundation of physical therapy into clinical practice

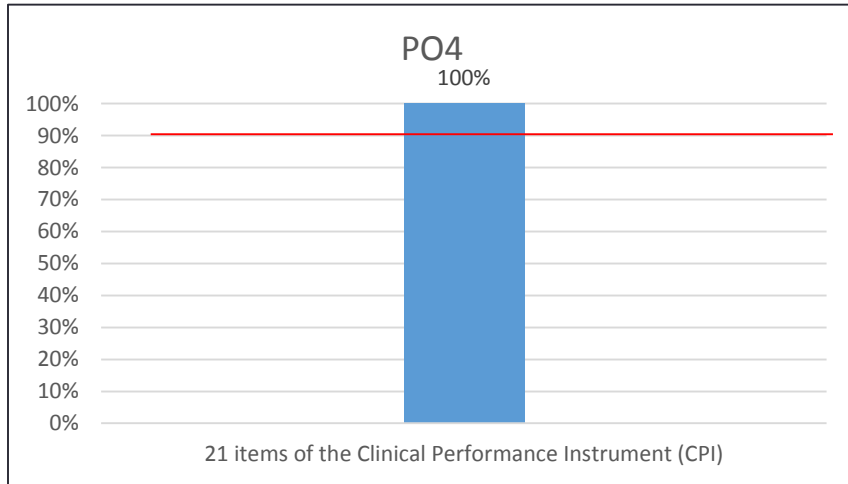


Differentiate the normal vs. abnormal states of physiology that are observed and/or treated in the clinical setting

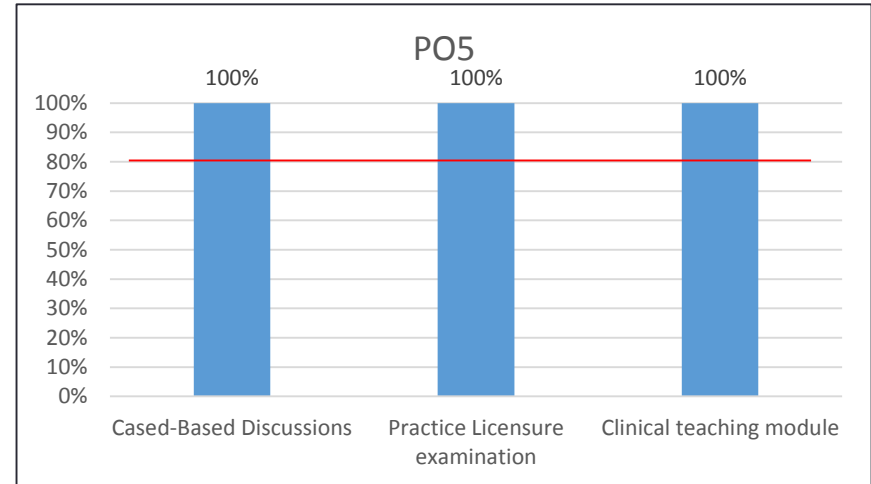


Describe his/her role and responsibilities to the patient, the physician, the physical therapist and other members of the health care team

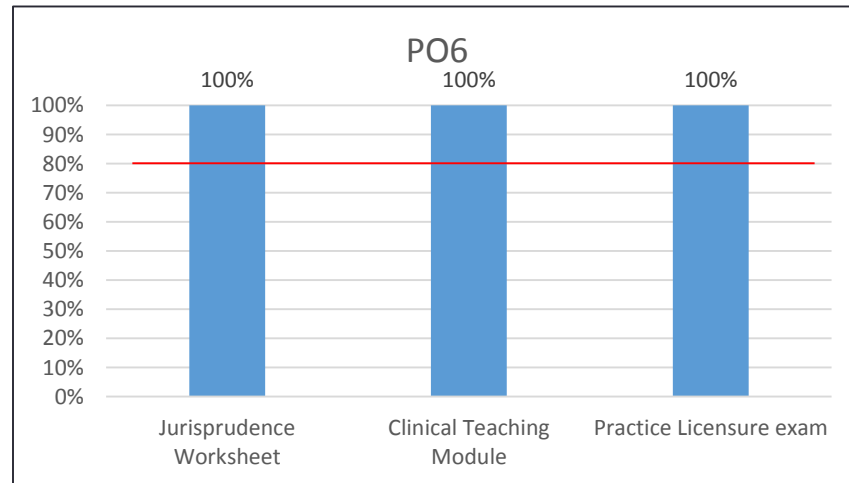
Physical Therapist Assistant (Limited Access Program) - 2216 Assessment Results 2014-2015



Perform interventions, under the supervision of the physical therapist, consistent with evidenced-based physical therapy practice safely, effectively and efficiently.



Analyze and evaluate the physical therapy literature in pursuit of lifelong learning.

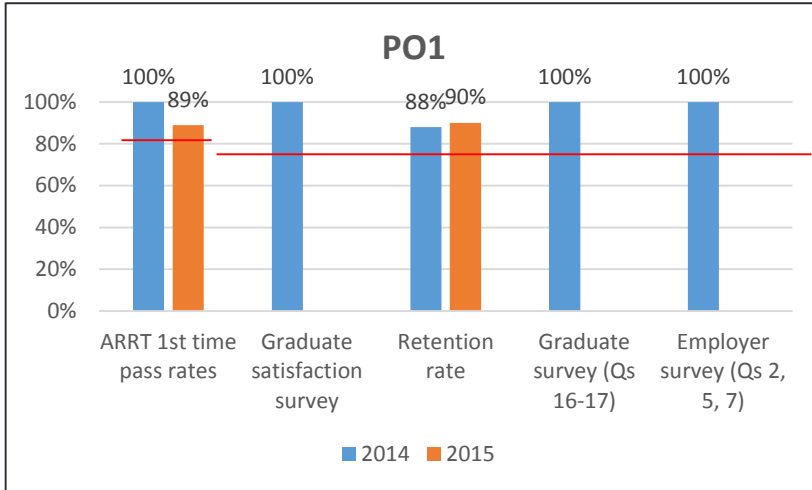


Value active participation in the American Physical Therapy Association, the Florida Chapter and East Central District as means of professional development

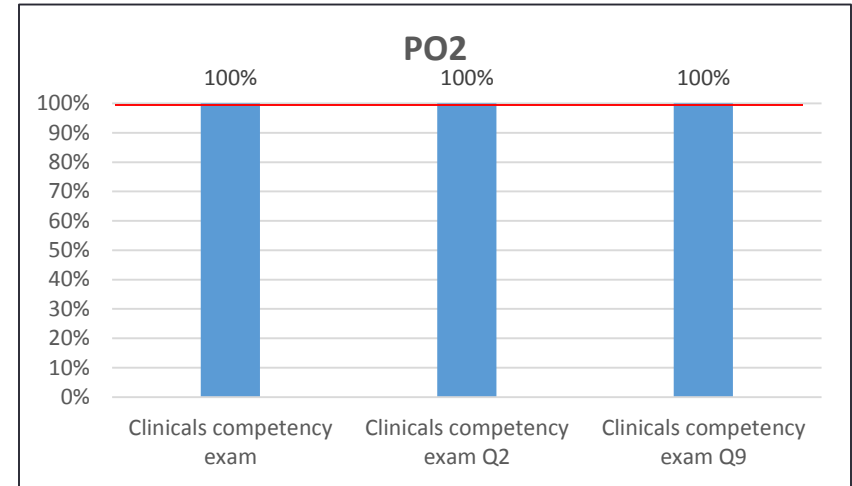
Radiography (Limited Access Program) – 2037 Program Learning Outcomes

1. Perform as an entry-level radiographer in providing quality patient care.
2. Adapt procedures using critical thinking and problem solving skills to produce optimal images.
3. Demonstrate professional values and attributes to maintain a high standard of ethical conduct with patients, peers, employers and other members of the health care team.
4. Outline plan to continue their professional growth and development.

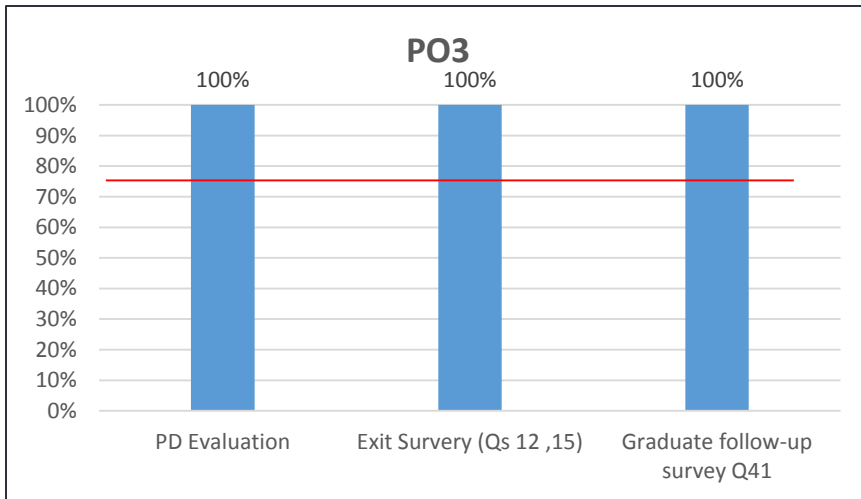
Radiography (Limited Access Program) – 2037 Assessment Results 2014-2015



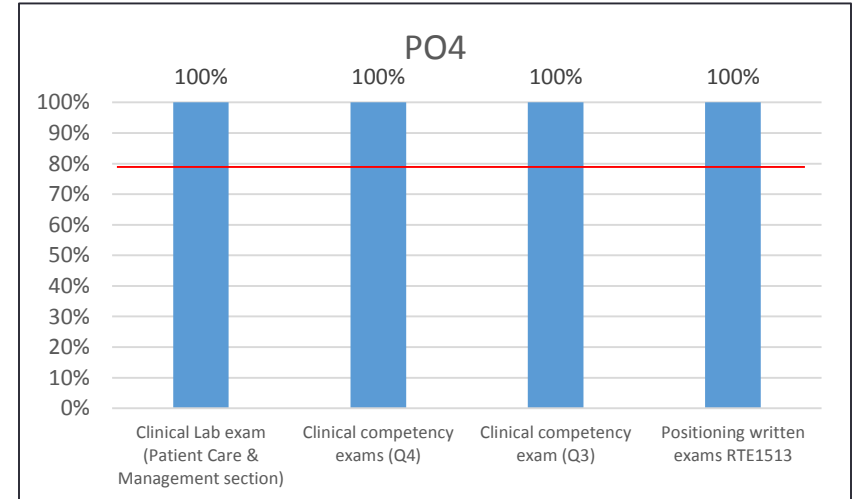
Perform as an entry-level radiographer in providing quality patient care



Adapt procedures using critical thinking and problem solving skills to produce optimal images



Demonstrate professional values and attributes to maintain a high standard of ethical conduct with patients, peers, employers and other members of the health care team



Outline plan to continue their professional growth and development.

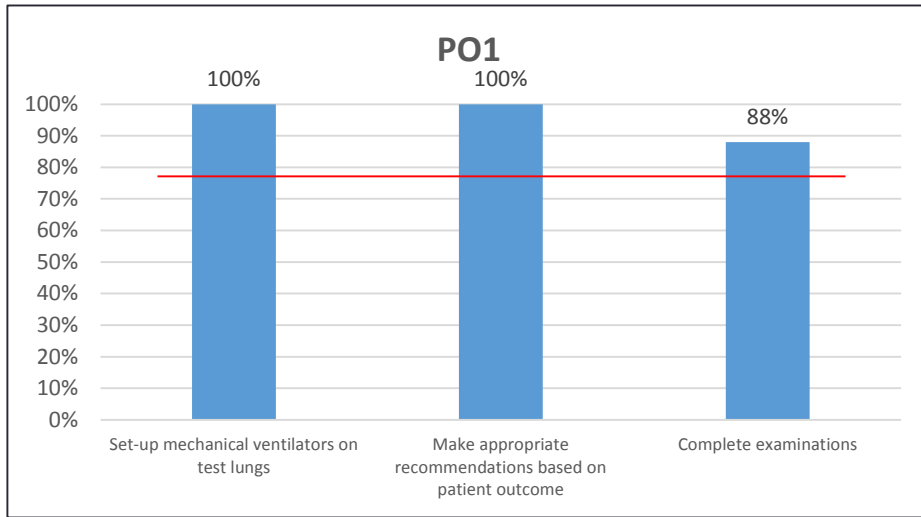
Respiratory Care (Limited Access Program) – 2217

Program Learning Outcomes

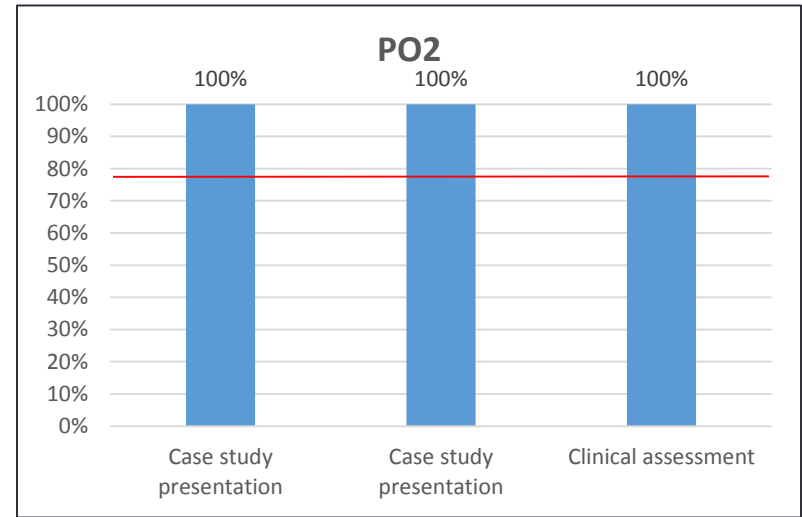
Graduates of the program will be able to:

1. Perform entry-level skills competently as described by the scope of practice for Respiratory Care.
2. Employ effective communication skills within the healthcare setting.
3. Assemble a safe environment within the healthcare setting.
4. Apply professional behaviors within a healthcare setting.
5. Execute safe clinical decision making in respiratory care.

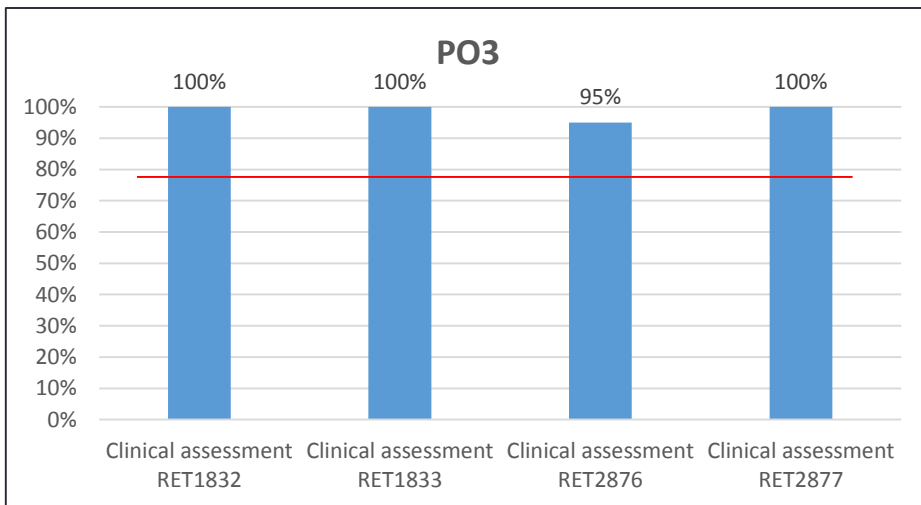
Respiratory Care (Limited Access Program) – 2217 Assessment Results 2014-2015



Perform entry-level skills competently as described by the scope of practice for Respiratory Care

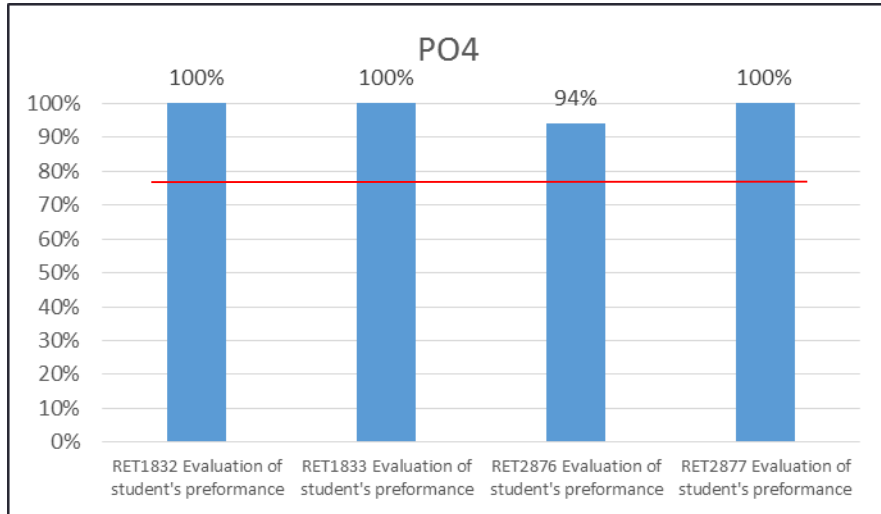


Employ effective communication skills within the healthcare setting

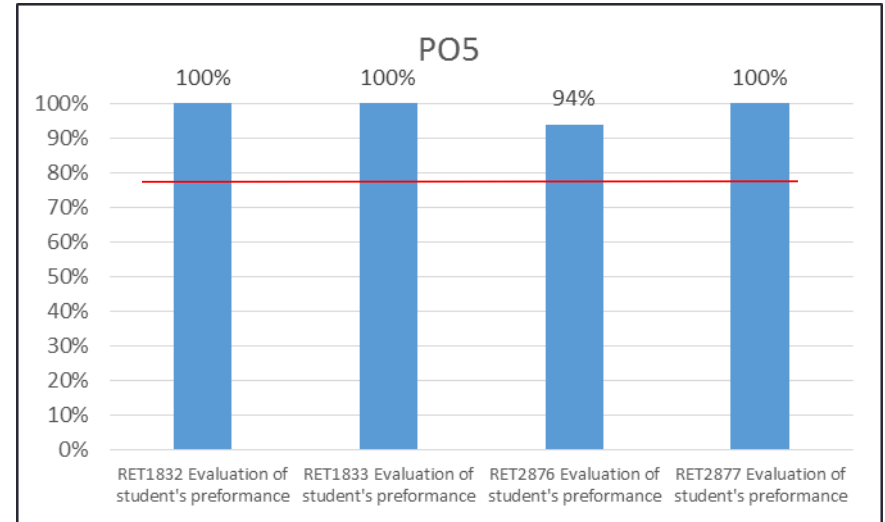


Assemble a safe environment within the healthcare setting

Respiratory Care (Limited Access Program) – 2217 Assessment Results 2014-2015



Apply professional behaviors within a healthcare setting.



Execute safe clinical decision making in respiratory care.

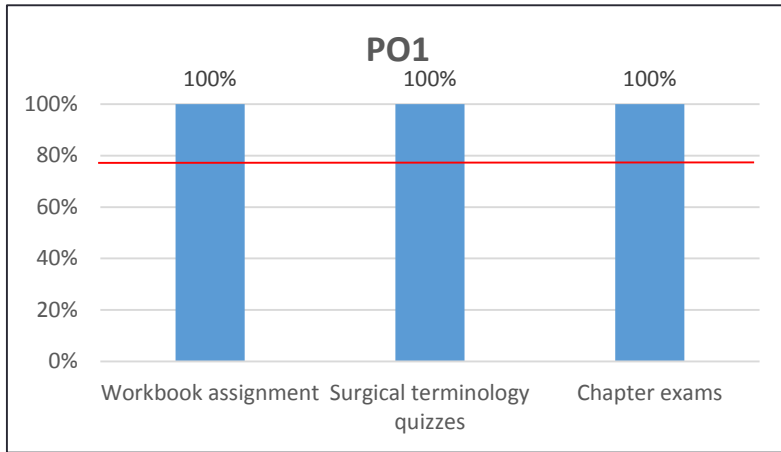
Surgical Technology (Limited Access Program) – 1092

Program Learning Outcomes

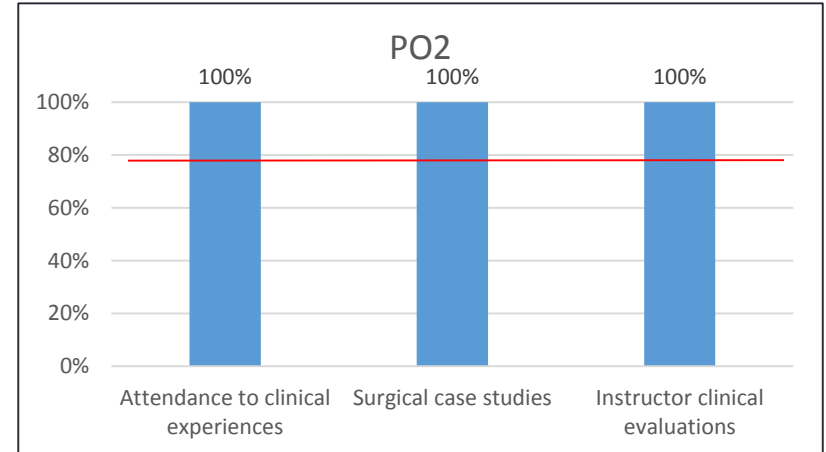
Graduates of the program will be able to:

1. Demonstrate knowledge of surgical technology.
2. Demonstrate the ability to function in both the first and second scrub solo roles (as defined by the Core Curriculum) for general surgery and specialty surgical procedures.
3. Qualify to obtain an entry level job at a sponsoring institution.
4. Model professional behavior by applying the ethical and legal principles of surgical technology practice in the culturally diverse environment of the operating room.

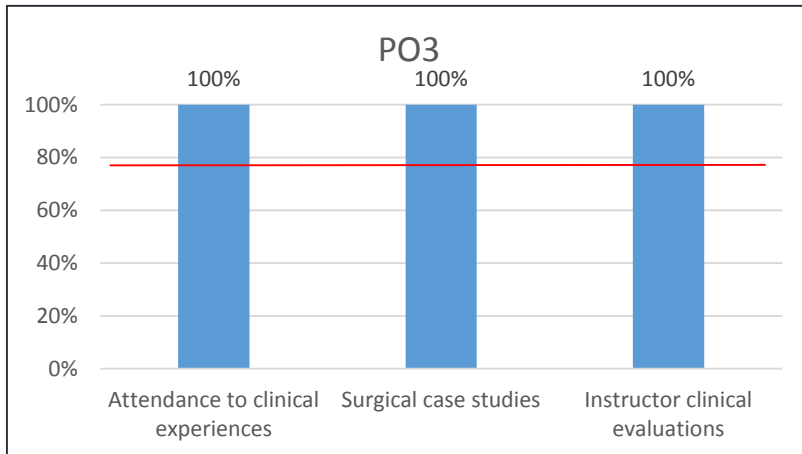
Surgical Technology (Limited Access Program) – 1092 Assessment Results 2014-2015



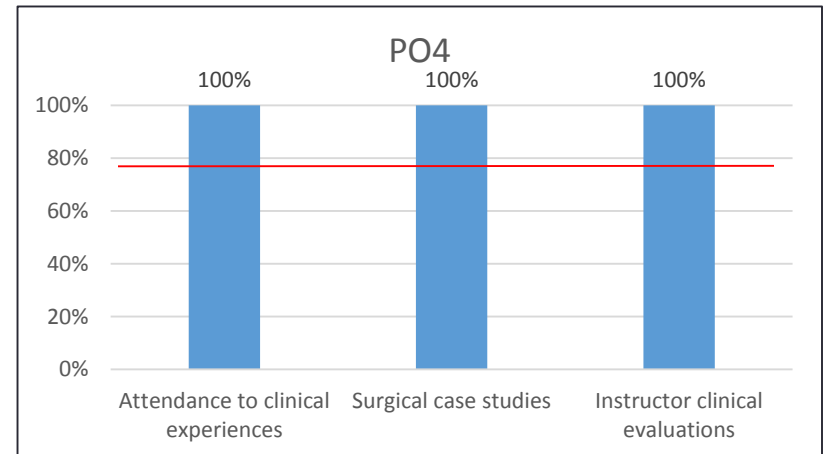
Demonstrate knowledge of surgical technology



Demonstrate the ability to function in both the first and second scrub solo roles (as defined by the Core Curriculum) for general surgery and specialty surgical procedures



Qualify to obtain an entry level job at a sponsoring institution



Model professional behavior by applying the ethical and legal principles of surgical technology practice in the culturally diverse environment of the operating room.

Assessment Data 2013-2014 and 2014-2015: Programs and Institutional Learning Outcomes

Program	Critical/ Creative Thinking		Communication		Cultural Literacy		Information and Technical Literacy	
	13/14	14/15	13/14	14/15	13/14	14/15	13/14	14/15
2044 - Early Childhood Education	70%	70%-98%	76%	76%-100%	87.86%	87.9%-100%	77.14%	77.1%-100%
2214 - Health Information Technology	NR	62%-92%	NR	88%-100%	NR	88%-100%	NR	31%-100%
1024 - Massage Therapy	100%	96%-100%	100%	90%-100%	100%	96%-100%	100%	90%-100%
1023 - Medical Assisting	90%	100%	100%	100%	100%	100%	100%	100%
0912 - Medical Information Coder Biller	NR	82%-92%	NR	92%-100%	NR	100%	NR	89%-100%
0920 - Medical Record Transcribing	NR	88%-100%	NR	88%-100%	NR	88%-100%	NR	75%-100%
2215 - Occupational Therapy Assistant	95%	93%-100%	95%	75%-100%	100%	91%-100%	86%	90%-100%
2216 - Physical Therapist Assistant	100%	100%	98.82%	99.4%-100%	98.82%	99.4%-100%	100%	100%
2037 - Radiography	80%	100%	100%	100%	100%	100%	100%	100%
2217 - Respiratory Care	100%	94%-100%	94.73%	100%	100%	100%	96%	94%100%
1092 - Surgical Technology	91%	80%	95%	100%	100%	100%	100%	100%