

ASSESSMENT DAY

College of Arts and Sciences

School of Student Life Skills

October 26, 2015

Academic Assessment



| TYPE OF REVIEW | LEVEL | FOCUS | CONDUCTED BY | FREQUENCY |
|--|-------------------|--|--|---------------|
| Academic Success Committee Review | Program | <ul style="list-style-type: none"> Quality of assessment practices | PC - Academic Success Committee | Years 1 & 2 |
| Instructional Program Review | Program / Cluster | <ul style="list-style-type: none"> Enrollment, retention, completion trends Industry certifications and job placement trends Program cost and staffing trends Advisory committees, curriculum changes | PC - Instructional Program Review Committee | Year 3 |
| Assessment Day | Course/ Program | <ul style="list-style-type: none"> Enrollment by department, program and course and by age, gender and race Number of graduates, average class size Course success rate by instructional method, by campus and by sub-session Job placement Student learning outcomes and institutional learning outcomes | Program Chair, Faculty (data provided by Institutional Effectiveness and Institutional Research) | Years 1, 2, 3 |

Courses

[SLS1101](#)

[SLS2300](#) Academic and Occupational Research

[SLS2304](#) Career Exploration and Decision Making

[SLS1122](#) Managing Your Success

[SLS2301](#) Career Development

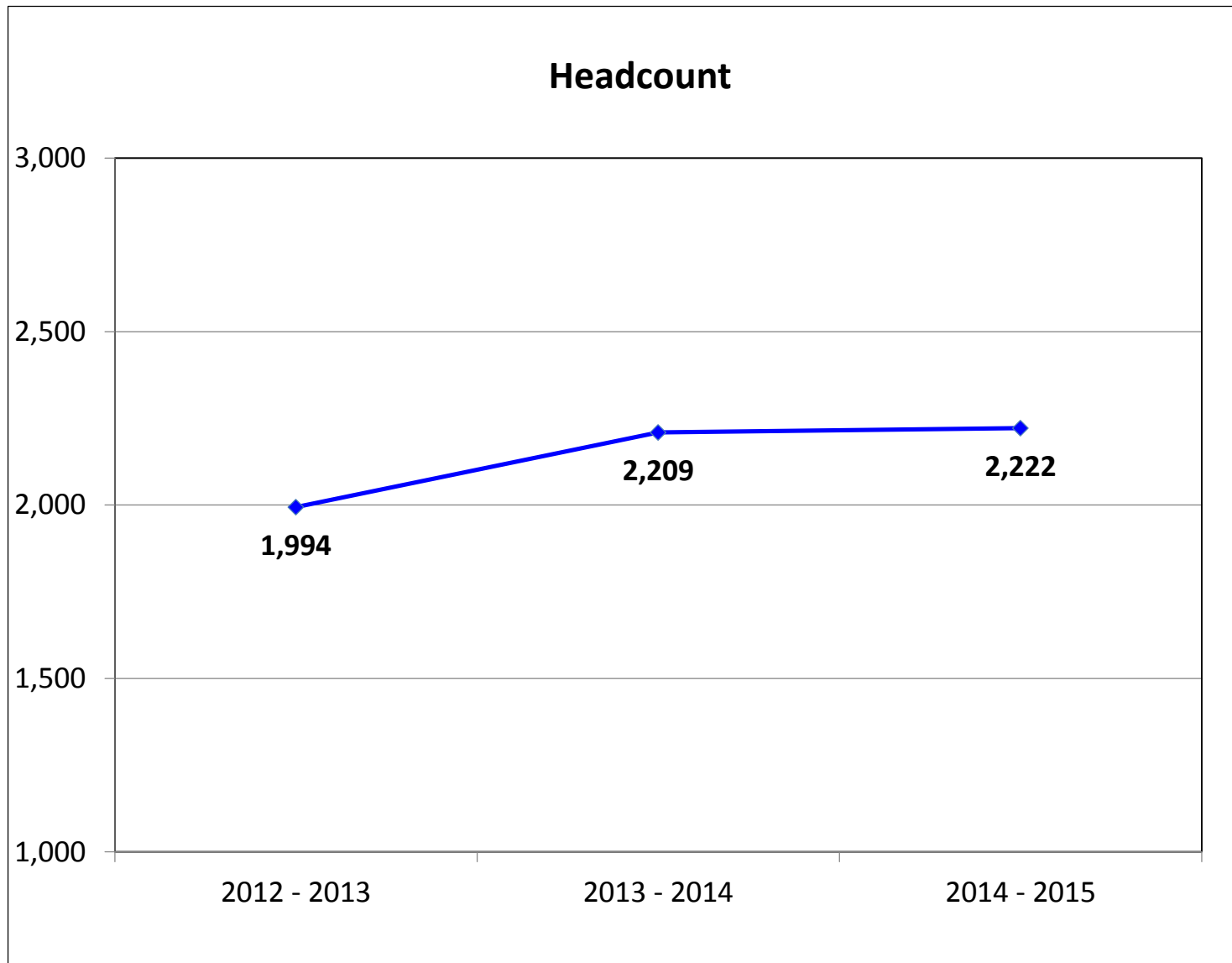
[SLS2505](#) Critical Thinking

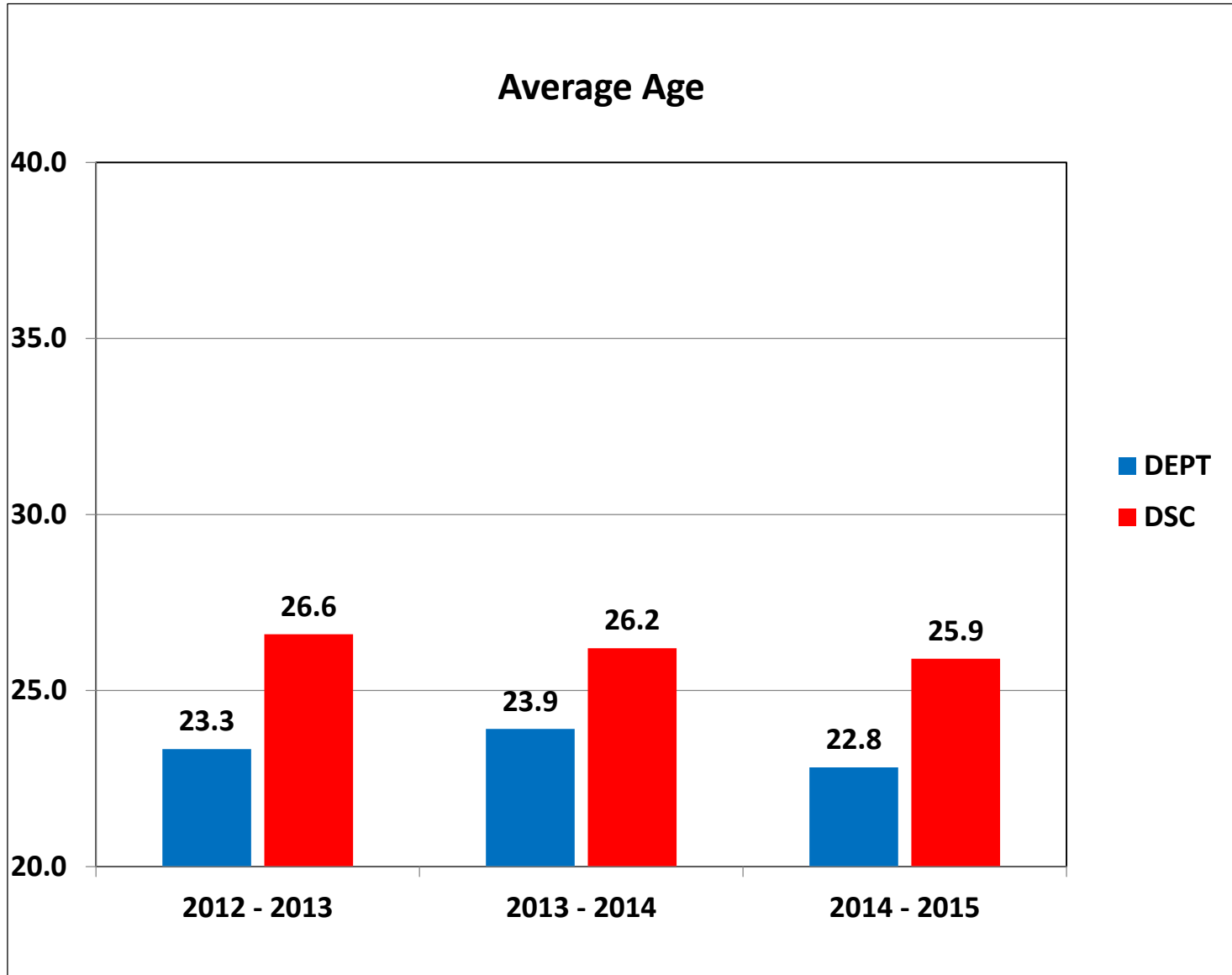
[SLS2281](#) Diversity, Culture and Communication

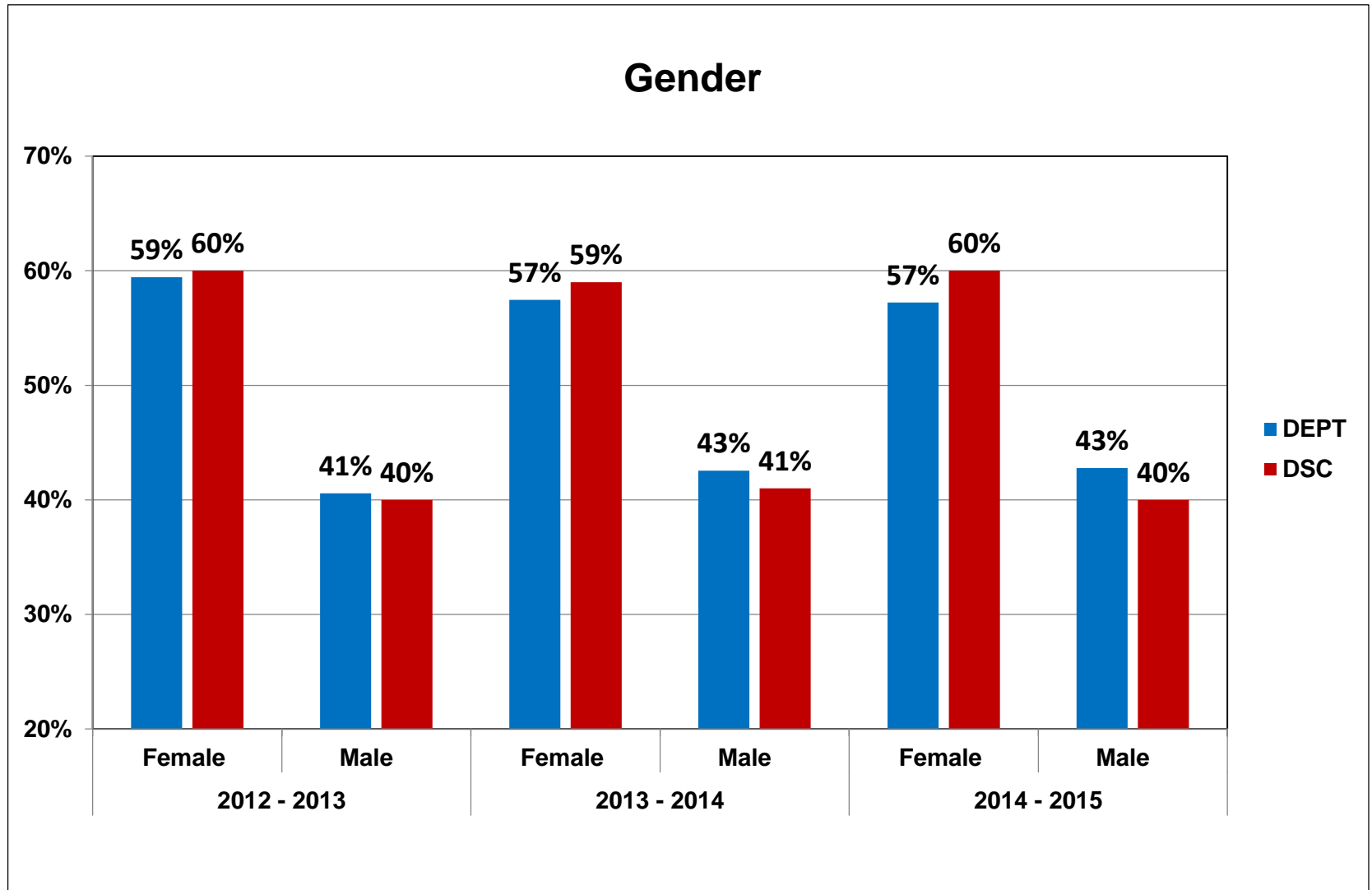
[SLS2303](#) Job Search and Employability Skills

Last Assessment Day – Action Items

1. School of Student Life Skills will look into the number of hybrid courses and their success rates based on sub-sessions and other factors to try to improve students' success rate.
2. School of Student Life Skills will review success rates for terms A and B for Fall and Spring semesters and see what they can do to improve students' success rates.
3. School of Student Life Skills will like to include more information about hybrid courses, so students will understand what to expect with this delivery mode.
4. School of Student Life Skills will study the possibility of offering a bridge program over the summer.
5. School of Student Life Skills will review assessment measures, methods, etc. for the SLS1122 course and see why and how they could see higher achievement levels in their program outcomes in specific the Communication outcome.
6. School of Student Life Skills will have a course learning outcome assessment report for more courses in the future, starting with the diversity course. Right now they provide course assessment reports for SLS1122 and SLS1101.







Source: IR Program Assessment Data

Excludes individuals whose genders are not reported.

Enrollment by Race/Ethnicity

| Student Life Skills | 2012 - 2013 | | 2013 - 2014 | | 2014 - 2015 | | DSC |
|---|-------------|------|-------------|-----|-------------|------|------|
| | # | % | # | % | # | % | |
| American Indian / Alaska Native | 11 | 1% | 14 | 1% | 11 | 1% | 0.4% |
| Asian | 48 | 2% | 52 | 2% | 57 | 3% | 2% |
| Black or African American | 371 | 19% | 461 | 21% | 452 | 21% | 14% |
| Hispanic | 285 | 14% | 352 | 16% | 397 | 18% | 15% |
| Native Hawaiian / Pacific Islander | 3 | 0.2% | 11 | 1% | 8 | 0.4% | 0.2% |
| Two or More Races | 38 | 2% | 43 | 2% | 50 | 2% | 1% |
| White | 1,219 | 62% | 1,239 | 57% | 1,219 | 56% | 67% |

Average Class Size by Course

| Department and Associated Courses | | 2012-2013 | | 2013-2014 | | 2014-2015 | |
|-----------------------------------|---------|------------|-----------|------------|-----------|------------|-----------|
| | | Sections | Avg. Size | Sections | Avg. Size | Sections | Avg. Size |
| Student Life Skills | SLS1101 | | | 3 | 15 | 41 | 20 |
| | SLS1122 | 80 | 20 | 91 | 20 | 66 | 17 |
| | SLS1225 | 7 | 21 | | | | |
| | SLS2281 | | | 1 | 15 | | |
| | SLS2300 | | | 2 | 12 | | |
| | SLS2301 | 3 | 24 | 4 | 22 | 9 | 18 |
| | SLS2303 | | | 2 | 29 | 3 | 24 |
| | SLS2304 | 9 | 15 | 4 | 24 | 3 | 20 |
| | SLS2505 | 5 | 28 | 7 | 24 | 7 | 22 |
| Total | | 104 | 20 | 114 | 20 | 129 | 19 |

Blank cells or missing years indicate no enrollment.

To prevent data from skewing, the following instructional methods are excluded: CL - Clinical, CO - Co-op, D - Directed Independent Stu, IN - Internship (BSED), JT - On Job Training, LB - Lab, OL - Open Lab, PL - Private/Performance

Source: IR Program Assessment Data

Average Class Size – Multiple Methods Only

| Department, Associated Courses and Instructional Method | | | 2012-2013 | | 2013-2014 | | 2014-2015 | |
|---|----------------|---------|-----------|-----------|-----------|-----------|-----------|-----------|
| | | | Sections | Avg. Size | Sections | Avg. Size | Sections | Avg. Size |
| Student Life Skills | SLS1101 | Hybrid | | | | | 5 | 14 |
| | | Lecture | | | 3 | 15 | 27 | 21 |
| | | Online | | | | | 9 | 23 |
| | SLS1122 | Hybrid | 9 | 18 | 14 | 20 | 18 | 15 |
| | | Lecture | 71 | 20 | 74 | 20 | 43 | 18 |
| | | Online | | | 3 | 22 | 5 | 22 |
| | SLS2301 | Lecture | 2 | 16 | 2 | 14 | 7 | 14 |
| | | Online | 1 | 39 | 2 | 30 | 2 | 30 |
| | SLS2505 | Hybrid | 3 | 26 | 3 | 22 | 3 | 23 |
| | | Lecture | 2 | 30 | 4 | 26 | 4 | 22 |

College Total

| Instructional Method | 2012-2013 | 2013-2014 | 2014-2015 |
|----------------------|-------------|-------------|-------------|
| | Avg. Size | Avg. Size | Avg. Size |
| Hybrid | 22 | 22 | 22 |
| Lecture | 23 | 23 | 22 |
| Online | 27 | 28 | 29 |
| College Total | 23.7 | 23.9 | 24.6 |

Course Success Rate

| Dept. and Associated Courses | | 2012-2013 | | 2013-2014 | | 2014-2015 | |
|------------------------------|------------|-----------|--------------|-----------|--------------|-----------|--------------|
| | | Attempted | % Successful | Attempted | % Successful | Attempted | % Successful |
| Student Life Skills | SLS1101 | | | 44 | 75% | 829 | 67% |
| | SLS1122 | 1600 | 71% | 1842 | 70% | 1141 | 68% |
| | SLS1225 | 148 | 97% | | | | |
| | SLS2281 | | | 16 | 94% | | |
| | SLS2300 | | | 23 | 78% | | |
| | SLS2301 | 71 | 79% | 88 | 75% | 159 | 82% |
| | SLS2303 | | | 58 | 67% | 73 | 78% |
| | SLS2304 | 137 | 71% | 97 | 86% | 59 | 83% |
| | SLS2505 | 138 | 70% | 167 | 62% | 155 | 72% |
| | Department | 2094 | 73% | 2335 | 70% | 2416 | 70% |

Course Success Rate by Campus – Multiple Campuses Only

| Department, Associated Courses and Campus | | | 2012-2013 | | 2013-2014 | | 2014-2015 | |
|---|---------|------------------|-----------|--------------|-----------|--------------|-----------|--------------|
| | | | Attempted | % Successful | Attempted | % Successful | Attempted | % Successful |
| Student Life Skills | SLS1101 | Daytona | | | 44 | 75% | 337 | 69% |
| | | Deland | | | | | 92 | 74% |
| | | Deltona | | | | | 107 | 72% |
| | | Flagler/Palm Cst | | | | | 74 | 77% |
| | | New Smyrna Beach | | | | | 13 | 85% |
| | SLS1122 | Daytona | 871 | 70% | 912 | 68% | 542 | 69% |
| | | Deland | 275 | 72% | 302 | 79% | 141 | 66% |
| | | Deltona | 216 | 85% | 306 | 75% | 158 | 76% |
| | | Flagler/Palm Cst | 167 | 66% | 168 | 65% | 106 | 65% |
| | | New Smyrna Beach | 71 | 51% | 88 | 51% | 84 | 71% |
| | SLS2301 | Daytona | 32 | 78% | 28 | 79% | 46 | 80% |
| | | Deland | | | | | 16 | 81% |
| | | Deltona | | | | | 29 | 100% |
| | | New Smyrna Beach | | | | | 9 | 89% |
| | SLS2505 | Daytona | 138 | 70% | 121 | 65% | 123 | 75% |
| | | Flagler/Palm Cst | | | 46 | 54% | 32 | 63% |

Excludes fully online courses

 Indicates a 70% success rate or higher


Source: IR Program Assessment Data

Course Success Rate By Instructional Method – Multiple Methods Only

| Department, Associated Courses and Instructional Method | | | 2012-2013 | | 2013-2014 | | 2014-2015 | |
|---|---------|---------|-----------|--------------|-----------|--------------|-----------|--------------|
| | | | Attempted | % Successful | Attempted | % Successful | Attempted | % Successful |
| Student Life Skills | SLS1101 | Hybrid | | | | | 69 | 55% |
| | | Lecture | | | 44 | 75% | 554 | 74% |
| | | Online | | | | | 206 | 54% |
| | SLS1122 | Hybrid | 159 | 59% | 278 | 59% | 266 | 64% |
| | | Lecture | 1,440 | 72% | 1,498 | 72% | 764 | 71% |
| | | Online | | | 66 | 70% | 110 | 55% |
| | SLS2301 | Lecture | 32 | 78% | 28 | 79% | 100 | 87% |
| | | Online | 39 | 79% | 60 | 73% | 59 | 75% |
| | SLS2505 | Hybrid | 78 | 77% | 65 | 68% | 69 | 86% |
| Lecture | | 60 | 60% | 102 | 59% | 86 | 62% | |
| DSC | Hybrid | | 82% | | 81% | | 83% | |
| | Lecture | | 77% | | 77% | | 78% | |
| | Online | | 76% | | 75% | | 76% | |

Course Success Rates- Multiple Sessions or Sub-sessions Only (1 of 2)

| Department, Associated Courses and Sub-session | | | | 2012-2013 | | 2013-2014 | | 2014-2015 | |
|--|---------|---------|-----------|-----------|--------------|-----------|--------------|-----------|--------------|
| | | | | Attempted | % Successful | Attempted | % Successful | Attempted | % Successful |
| Student Life Skills | SLS1101 | FA | A term | | | | | 551 | 73% |
| | | | B term | | | | | 49 | 55% |
| | | | Full term | | | | | 27 | 74% |
| | | | Session | | | | | 627 | 71% |
| | | SP | A term | | | 32 | 91% | 171 | 57% |
| | | | B term | | | | | 31 | 39% |
| | | | Full term | | | 12 | 33% | | |
| | | | Session | | | 44 | 75% | 202 | 54% |
| | SLS1122 | FA | A term | 72 | 72% | 148 | 63% | 75 | 63% |
| | | | B term | 200 | 66% | 212 | 59% | 108 | 58% |
| | | | Full term | 623 | 72% | 637 | 75% | 443 | 75% |
| | | | Session | 895 | 70% | 997 | 70% | 626 | 71% |
| | | SP | A term | 65 | 72% | 96 | 59% | 28 | 68% |
| | | | B term | 116 | 66% | 184 | 62% | 120 | 53% |
| | | | Full term | 323 | 67% | 363 | 70% | 184 | 61% |
| | | | Session | 504 | 67% | 643 | 66% | 332 | 59% |
| | | SU | Full term | 201 | 82% | 202 | 81% | 183 | 77% |
| | | SLS1225 | FA | Full term | 66 | 94% | | | |
| | SU | | Full term | 82 | 99% | | | | |

 Indicates a 70% success rate or higher

Years are reporting years, SU-SP.

Blank cells or missing years indicate no enrollment.

Course Success Rates- Multiple Sessions or Sub-sessions Only (2 of 2)

| Department, Associated Courses and Sub-session | | | | 2012-2013 | | 2013-2014 | | 2014-2015 | |
|--|---------|-----------|-----------|-----------|--------------|-----------|--------------|-----------|--------------|
| | | | | Attempted | % Successful | Attempted | % Successful | Attempted | % Successful |
| Student Life Skills | SLS2281 | FA | B term | | | 1 | 100% | | |
| | | SP | Full term | | | 15 | 93% | | |
| | SLS2300 | FA | B term | | | 14 | 71% | | |
| | | SP | B term | | | 9 | 89% | | |
| | SLS2301 | FA | Full term | 11 | 73% | 37 | 86% | 57 | 70% |
| | | | B term | 39 | 79% | 37 | 68% | 30 | 83% |
| | | SP | Full term | 21 | 81% | 14 | 64% | 72 | 92% |
| | | | Session | 60 | 80% | 51 | 67% | 102 | 89% |
| | SLS2303 | FA | B term | | | 35 | 71% | 31 | 74% |
| | | SP | B term | | | 23 | 61% | 27 | 74% |
| | | SU | Full term | | | | | 15 | 93% |
| | SLS2304 | FA | A term | 25 | 72% | 23 | 87% | 23 | 87% |
| | | | B term | 8 | 25% | | | | |
| | | | Full term | 23 | 52% | | | | |
| | | | Session | 56 | 57% | 23 | 87% | 23 | 87% |
| | | SP | A term | 19 | 84% | 28 | 82% | 28 | 79% |
| | | | B term | 13 | 77% | | | | |
| | | | Full term | 17 | 71% | | | | |
| | | | Session | 49 | 78% | 28 | 82% | 28 | 79% |
| | SU | Full term | 32 | 84% | 46 | 87% | 8 | 88% | |
| SLS2505 | FA | Full term | 108 | 73% | 118 | 67% | 114 | 73% | |
| | SP | Full term | 30 | 57% | 49 | 51% | 41 | 71% | |

■ Indicates a 70% success rate or higher

Years are reporting years, SU-SP.

Blank cells or missing years indicate no enrollment.

Course Learning Outcomes – SLS1122

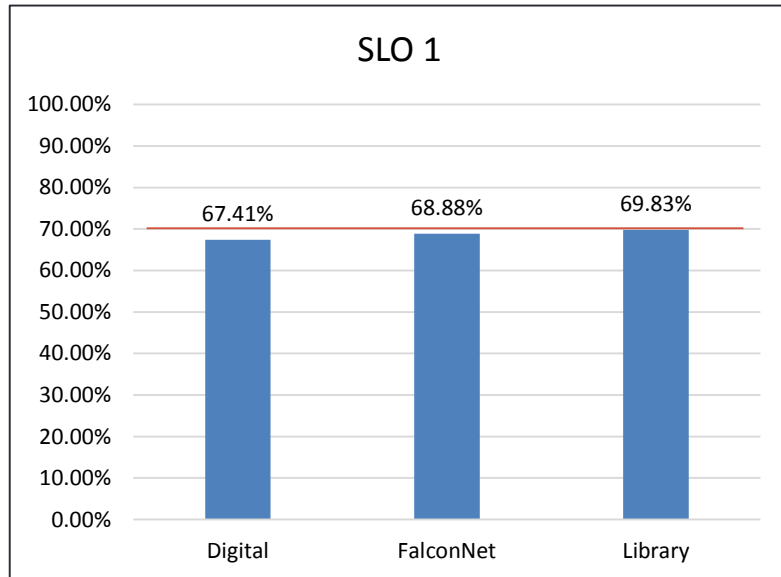
CO1: Students will be able to effectively distinguish the purpose and function of Daytona State College websites and academic websites that support student success related topics. (Information and Digital Literacy)

CO2: Students will be able to apply their understanding of a student success related topic through the development of a formal, narrative research paper. (Communication)

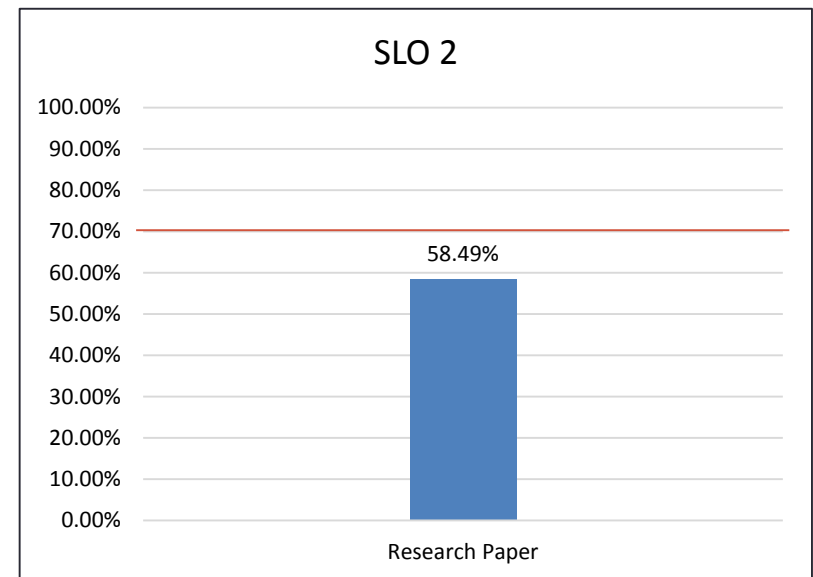
CO3: Students will illustrate their understanding of a student success topic through a project or demonstration. (Critical/Creative Thinking)

CO4: Students will recognize personal perspectives and viewpoints about diversity through a structured activity. (Cultural Literacy)

Course Assessment Data – SLS1122

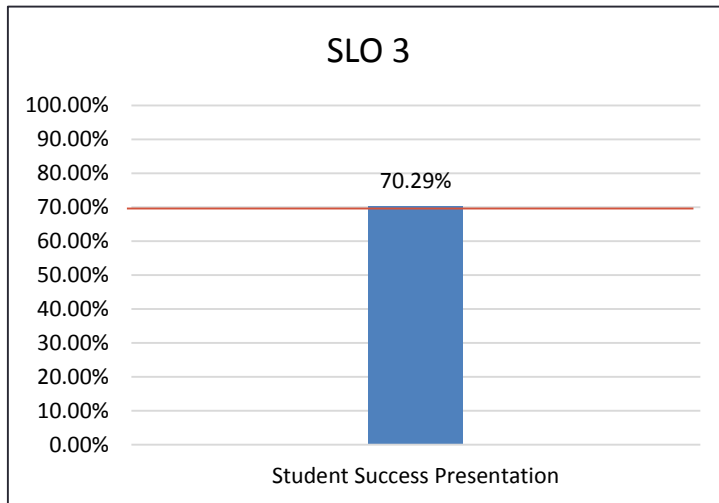


CO1: Students will be able to effectively distinguish the purpose and function of Daytona State College websites and academic websites that support student success related topics.
(Information and Digital Literacy)

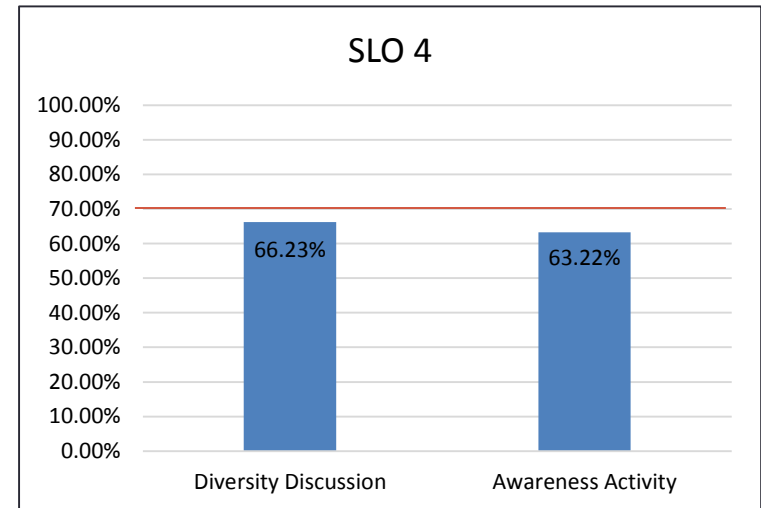


CO2: Students will be able to apply their understanding of a student success related topic through the development of a formal, narrative research paper. (Communication)

Course Assessment Data – SLS1122



CO3: Students will illustrate their understanding of a student success topic through a project or demonstration.
(Critical/Creative Thinking)

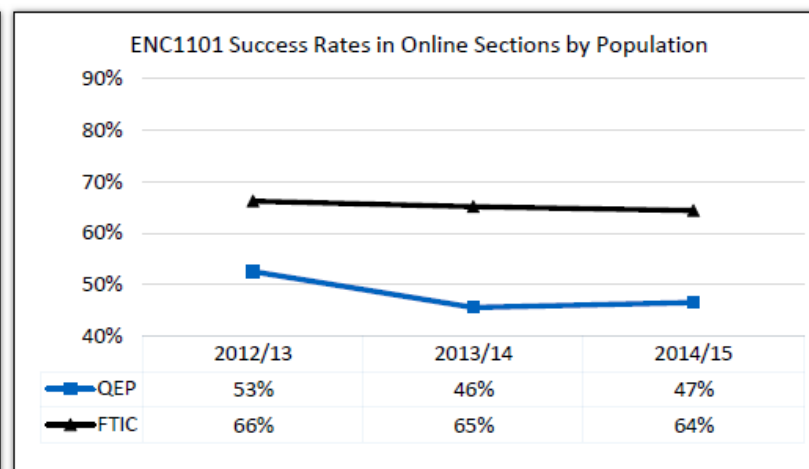
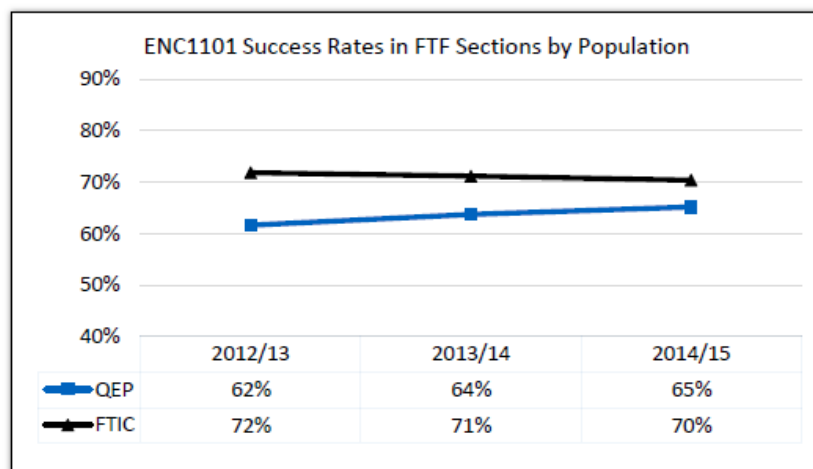

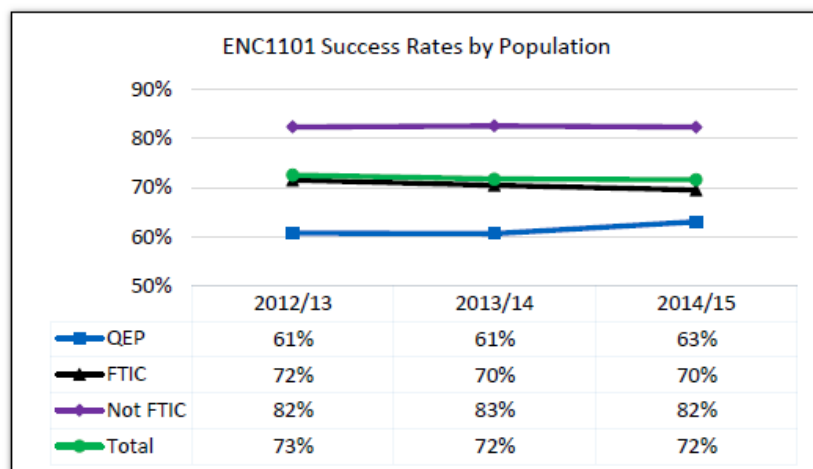


CO4: Students will recognize personal perspectives and viewpoints about diversity through a structured activity. (Cultural Literacy)

Course Assessment Data – SLS1101

All Students

The following data are unrestricted, including all students who took ENC1101. These rates are those that directly address the QEP program outcome.

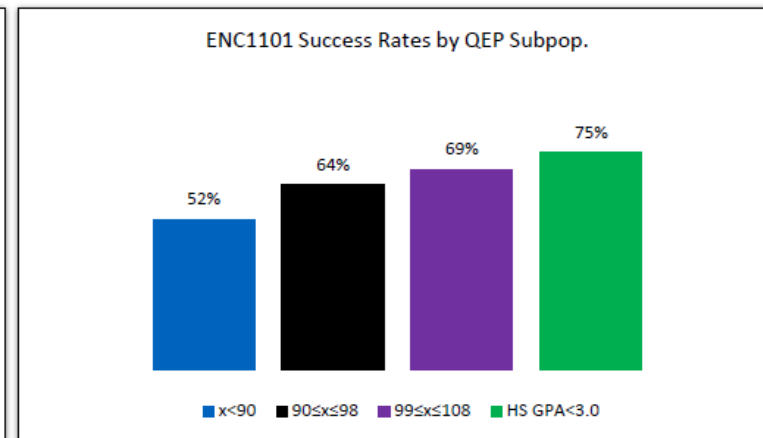
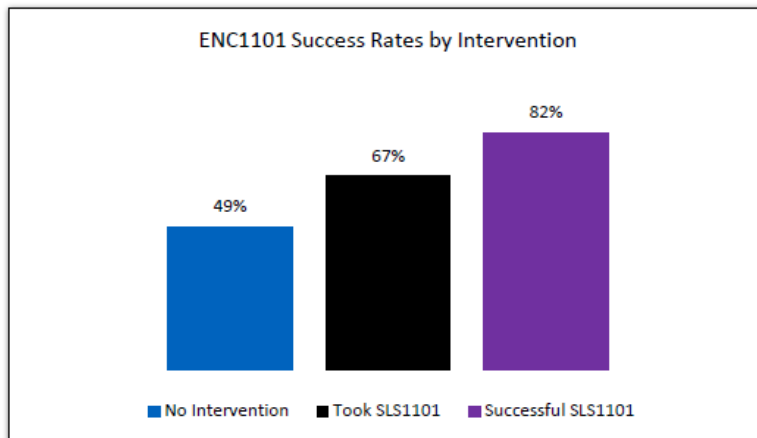


Hybrid sections had fewer than 30 QEP students each year. No comparison was attempted.

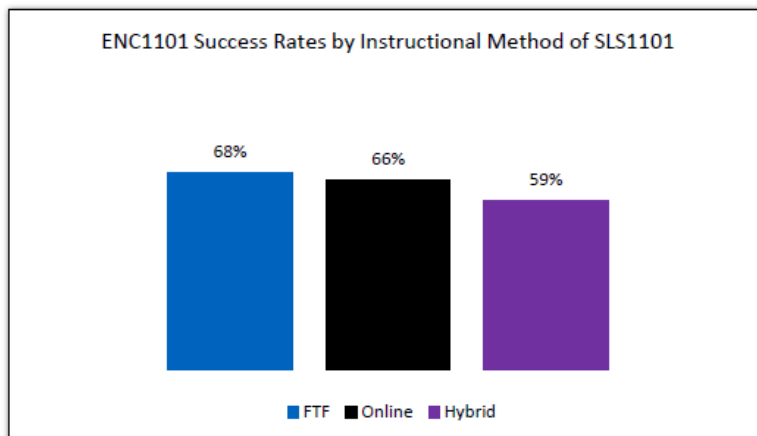
Course Assessment Data – SLS1101

QEP Students and the SLS1101 Intervention

The following data focus on the effectiveness of SLS1101 as an intervention. They only include 1st attempts in ENC1101, the QEP population, students who took SLS1101 prior to or concurrently with ENC1101, and students who had not successfully completed SLS1122 or a developmental option at the time of taking ENC1101. All data is for 2014/15.



N < 30 for both $x < 90$ and HS GPA < 3.0



FTF ENC1101 sections only, Hybrid and Online were N < 30

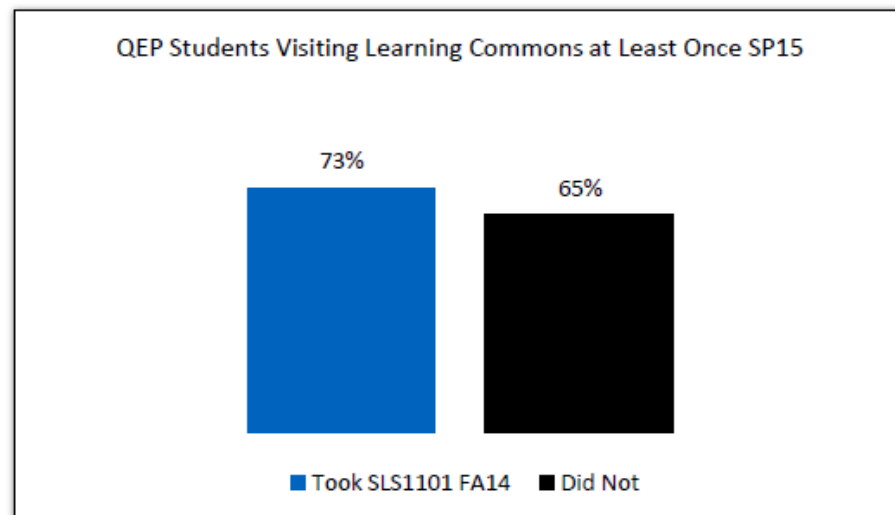
Course Assessment Data – SLS1101

Learning Commons Use

The following data reflect spring 2015 Learning Commons use by QEP students enrolled in both the fall and spring semester of 2014/15. Reasons for visitation of class meeting, class visitation, and club meeting are excluded.

QEP Students Visiting Learning Commons at Least Once SP15

| Center | Took SLS1101 | | | |
|--------------------|--------------|-----|--------|-----|
| | FA14 | | Didn't | |
| | Rank | % | Rank | % |
| ASC DB210 | 5 | 7% | 2 | 10% |
| ASC DB500 | 2 | 11% | 1 | 12% |
| ASC Deland Bldg 6 | 6 | 5% | 8 | 4% |
| ASC Deland Bldg. 1 | 9 | 3% | 9 | 3% |
| ASC Deltona | 10 | 3% | 10 | 2% |
| ASC FPC | 7 | 5% | 4 | 7% |
| ASC NSB | 8 | 3% | 6 | 5% |
| CWC Daytona | 3 | 10% | 3 | 10% |
| CWC DeLand | 12 | 1% | 12 | 1% |
| CWC Deltona | 11 | 3% | 13 | 1% |
| CWC FPC | 13 | 1% | 11 | 2% |
| Reference Daytona | 4 | 9% | 7 | 4% |
| Reference DeLand | 1 | 12% | 5 | 5% |



Assessment Data

[SLS1101](#)

SLS2300 Academic and
Occupational Research

SLS2304 Career Exploration
and Decision Making

[SLS1122](#) Managing Your
Success

SLS2301 Career Development

SLS2505 Critical Thinking

SLS2281 Diversity, Culture and
Communication

SLS 2303 Job Search and
Employability Skills